

ANNUAL REPORT



 **Queensland**
TOUCH FOOTBALL
2018



CONTENTS

02

Chairman's Report

06

Sport Operations

12

Events

03

Board & Management

08

Performance & Pathways

17

Regions

04

CEO's Report

09

Referees

23

Financial Analysis



CHAIRMAN'S REPORT

It is pleasing to look upon another positive period for touch football in Queensland.

As a Board, we have strived to ensure the sport keeps moving in line with our 2018-2020 strategic plan, with our vision to "Unite, Inspire, Grow". I thank the Board for the support they have given me, and the entire organisation, during this period.

We have been through significant change within the QTF office, following the departure of Chief Executive Officer Jamie O'Connor to Touch Football Australia. I'd like to thank Jamie for his service, and acknowledge our new CEO Ben Mannion and his team for their hard work through the year.

There have been a number of great achievements in this period, including record numbers again at Junior State Cup in Hervey Bay. Another pleasing result was the transition of the Queensland All Schools event to the QTF calendar, previously being held under TFA banner. I thank Anita Hagarty and the TFA Board for their collaboration on this, and across the year. Our relationship with TFA continues to go from strength to strength, and the benefits can be seen right across the sport.

QTF was heavily involved in the development and implementation of the NRL Touch Premiership, which has been ground-breaking for our sport. Everyone involved should be proud of the progression made in such a short time, and commended for the product produced in the inaugural year. I look forward to seeing our sport

continue to gain the recognition it deserves on the national sporting stage. Congratulations to all players staff and officials for your involvement.

Prior to the inception of the NRLTP, the Elite 8 series was played at the National Touch League in March, as per previous years. The Cowboys Men claimed their third-straight title, making it five years in a row for Queensland-based teams which is a remarkable achievement. Unfortunately the Broncos Women suffered another heartbreaking loss in the final, but they must be commended on their performance and representing Queensland so proudly.

In the lead-up to another important State of Origin campaign, I would like to congratulate Performance and Pathways Manager Peter Bell and his team. It has been a very busy period, and they have done an admirable job in preparing our teams and staff.

Our loyal partners continue to help us deliver and develop our sport, and I thank them for their ongoing contribution and support.

Lastly, I acknowledge and thank all players, officials, administrators and volunteers across the year – with your valued contribution and support, our sport continues to unite, inspire and grow.

Gavin Shuker
Chairman



BOARD OF DIRECTORS

The Board of Directors is elected by the membership for a term of three years. Ian Haig was elected to the Board at the 2017 AGM and was eligible to attend limited meetings.

DIRECTOR	MEETINGS ATTENDED	MEETINGS ELIGIBLE	DIRECTOR	MEETINGS ATTENDED	MEETINGS ELIGIBLE
GAVIN SHUKER	5	5	TROY MORGAN	2	5
KEL LOCKYER	5	5	PETER TONG	5	5
MARNI MCGRATH	5	5	IAN HAIG	2	2

QUEENSLAND TOUCH FOOTBALL MANAGEMENT TEAM

The Queensland Touch Football management team consisted of:

Ben Mannion	Chief Executive Officer (commenced employment April 2018)
Jamie O'Connor	Chief Executive Officer (ceased employment December 2017)
Scott MacAllister	Sport Operations Manager (ceased employment May 2018)
Belinda Sleeman	Marketing & Communications Manager
Lisa James	Finance Manager (ceased employment September 2017)
Lauren Atkinson	Member Services & Events Manager (ceased employment June 2018)
Rachael Gibson	Sponsorship & Projects Manager (commenced employment June 2018)
Peter Bell	Pathways and Performance Manager

LIFE MEMBERS

Queensland Touch Football thanks its life members for their service, dedication and support for the sport in Queensland.

Paul Eggers	Peter McNeven	Bill Pierce	Ray Eustace
Alan Satchel	Patrick Carroll	Barry Doyle	
Bill Kerr	Russell Mowles	Richard Munro	

CEO'S REPORT

The sporting landscape is ever-changing, and 2018 is an exciting time to join Queensland Touch Football. With the introduction of the NRL Touch Premiership, a looming State of Origin series on home soil, and an increase in junior participation, I'm looking forward to leading our organisation through the next chapter. As we entered 2018, we also entered a new strategic cycle. The 2018-2020 Strategic Plan was developed over a 12-month period, incorporating a substantial consultation process with our stakeholders and planning phase with operational staff. It was developed with a focus on culture and behaviours, and a vision for Queensland Touch Football to UNITE, INSPIRE, GROW. Our direction lies within the four key pillars to increase profile, grow participation, support our people and achieve success in high performance. The platform has been laid and I look forward to working with the team to achieve our goals over the coming years.

04

There has been a significant change to the QTF staffing structure including the Chief Executive Officer (CEO) role, in which I commenced in late April 2018. It was clear to me from the outset that the QTF Board, in conjunction with our colleagues at Touch Football Australia (TFA) have a bold and exciting vision. I look forward to working with Chairman Gavin Shaker, the Board, TFA, the regions, the affiliates and clubs to continue the great work already achieved, under a new strategic plan to take us forward. I take this opportunity to thank outgoing CEO Jamie O'Connor for his leadership and guidance during the transition phase and wish him the best in his new role as Chief Operating Officer for Touch Football Australia.

Long-serving Operations Manager Scott MacAllister left the organisation to pursue a career change. His tireless work in major event operations, team and training camp logistics, and more recently in the development and education space, was integral to the growth of the touch football at both domestic and international level, and I thank him for his contribution and service. Scott's departure was the catalyst for a restructure, and the search began for key staff to assist in the delivery of the strategic and operational plans. Since taking on the role, we have added to the wonderful operational team at QTF including a GM Operations and Sponsorship and Projects Manager, and we will strengthen the business with additional support within the business and finance functions over the coming months.

On the field, our Cowboys Men's team, under the leadership of coach Phil Gyemore and captain Dan Withers, continued to be the benchmark at Elite 8 level winning another title, their third straight and fourth title in five years. Our Broncos Women suffered their second consecutive heartbreaking loss, going down to NSW

Scorpions 4-3 in another extra-time cliff-hanger. The introduction of the inaugural NRL Touch Premiership in 2018 was a game-changing move for the sport, and a fantastic opportunity to showcase the sport to a broader audience on the national stage. We look forward to supporting this competition again in 2019, and thank the Brisbane Broncos, North Queensland Cowboys and Gold Coast Titans for their ongoing support of our Queensland teams.

Our high performance program provides a platform for our athletes to compete in the most intense environments the sport offers, the NRL Touch Premiership, and is vital in developing our players and officials for State of Origin representation. However, the importance of the program extends far beyond competition – it is a major driver of participation growth. There is a clear link between strength in grassroots participation and an identifiable pathway to representative teams. To ensure that link remains viable, we will continue to invest in these programs in support of our athletes and to foster growth in participation. Our organisation is working hard to create a culture of high performance and commitment to professionalism, and the High Performance Team, led by Performance and Pathways Manager Peter Bell, enables us to create that environment. Included in this is the alignment between our junior pathway and our senior pathway and we will work hard to make touch football the game of choice across the state. Junior Broncos, Junior Cowboys and Junior Titans teams will continue to be identified in the 2018 year and we will work more closely with the regions to make sure everyone has an opportunity to be seen and receives the appropriate coaching.

Our continued on-field success is always dependent on participation outcomes and our numbers continue to be excellent across the state. Our senior participation numbers dropped slightly to just short of 50,000 players, with the Gold Coast Commonwealth Games affecting up to 100 teams as some competitions on the Gold Coast closed during this period. Our junior participation numbers increased by 4% across the state with some good increases in Season 1 2018.

Whilst we have had much success within our junior ranks, this period again shows the challenges our sport faces in senior participation. We are facing unprecedented competition in the social offerings in alternate forms, and greater focus on the quality of our product and service is a must to ensure we are providing a valued and relevant product to the market. Our commercial competitions remain a strong focus for us, and we will use these competitions to test the market on alternative models and service delivery.

Our broader focus in this new strategic cycle is delivering on the business objectives, primarily increasing digital engagement across



all platforms and establishing commercial partnerships to increase our revenue. New commercial partners will join the organisation to share in all the benefits that touch football brings. To do this, we will require the help of regions, affiliates, participants and supporters of the game. The new revenues will be reinvested into better programs, particularly around the development and growth of the game. We will look to bring in alternate forms of the game to diversify our product, which will bring in new revenue and hopefully slow the decline in adult participation.

We acknowledge the ongoing support of our partners, the Department of Sport and Recreation and Fraser Coast Regional Council who, along with Touch Football Australia, provide

substantial financial investment into our organisation. We are delighted to enter a new three-year term with Inferno, extending the existing partnership to 2020. The partnership elevated Inferno's position to exclusive apparel and merchandise partner.

Finally, I would like to thank all QTF staff and the Board of Directors for their tireless effort, leadership and support and I look forward to sharing in the success we will have in the coming years.

Ben Mannion
Chief Executive Officer

SPORT OPERATIONS

PARTICIPATION

The categories below have been defined as the key pillars in which participation in the sport is reported against. Included within the table are key development outcomes achieved during the previous 12 month period from 1 July 2017 – 30 June 2018. This is followed by a comparison of the previous years participation numbers in senior and junior full active memberships.

Our continued on-field success is always dependent on participation outcomes and our numbers continue to be excellent across the state. Our junior participation numbers increased 4%

across the state with some good increases across several regions.

Whilst we have had much success within our junior ranks, this period again shows the challenges our sport faces in senior participation. We are facing unprecedented competition in the social offerings in alternate forms, and greater focus on the quality of our product and service is a must to ensure we are providing a valued and relevant product to the market. Our commercial competitions remain a strong focus for us, and we will use these competitions to test the market on alternative models and service delivery.

There has been increases across many of seven areas of participation over the past 12 months in Queensland. The table below details areas of development and growth

1 & 2	FULL ACTIVE MEMBERSHIP	<ul style="list-style-type: none">• Senior participation numbers dropped slightly to just short of 50,000 players. Gold Coast Commonwealth Games affecting up to 100 teams with some competitions closing during this period.• All regions recorded growth in junior participation which continues the positive trend over previous seasons.
3	PROGRAM PARTICIPANTS	<ul style="list-style-type: none">• 12.5 % increase in program participants across Queensland• Introduction of Junior Elite 8 Clinics (Toowoomba and Caboolture) – 240+ participants• QTF Junior Development Program - 156 participants, across Junior Broncos, Cowboys & Titans teams• Touch Football Specialised State Championships, 260 participants
4	EVENT PARTICIPANTS	<ul style="list-style-type: none">• Junior State Cup with 233 teams and 2659 participants continues to grow annually• Strong participation in junior regional event across all regions.• Elite 8 – Coffs Harbour• Casuarina Cup – 715 participants• QLD All Schools - 415 teams (220 schools)
5	SCHOOL DELIVERED PROGRAMS	<ul style="list-style-type: none">• 126 Sporting Schools programs across 4 terms (2017-18) totalling 3496 participants• Targeted school delivery programs aimed at transition into local affiliates.
6	SCHOOL MANAGED PROGRAMS	<ul style="list-style-type: none">• Technical support provided to Queensland All Schools Championships – Secondary and Primary• Support provide across all regions in conducting events, competitions and programs.
7	ACCREDITED VOLUNTEER PROGRAMS	<ul style="list-style-type: none">• Level 1 Referee – 92 courses, 1020 participants• Level 2 Referee – 22 courses, 154 participants• Level 3 Referee – 9 courses, 50 participants• Foundation Referee Coach – 1 course, 22 participants• Foundation Coach – 55 courses, 505 participants• Talent Coach – 7 courses, 47 participants

DEVELOPMENT

There were many positive outcomes in the area of development across Queensland with our small but extremely dedicated development team continuing to increase participation opportunities across the majority of participation categories. Queensland Touch Football continues to meet our obligations and receive the top level of State Government development funding for the next three-year cycle.

This year's highlights included the establishment of Elite 8 junior clinics, the launch of the inaugural NRL Premiership, and alignment of Broncos, Titans and Cowboys men's and women's teams.

PARTNERSHIPS

Queensland Touch Football continues to partner and support charitable and community-minded organisations who share our passion and vision for touch football. Our partners include our six regions, Touch Football Specialised, Deaf Sports Queensland and Queensland Deaf Touch Football, Queensland School Sport and Queensland Secondary School Sport.

Scott MacAllister
Sport Operations Manager

1 & 2 – FULL ACTIVE MEMBERSHIP

TEAMS - ADULT	2016 (S2)	2017 (S1)	2016- 17	2017 (S2)	2018 (S1)	2017- 18	Total Variance	% Variance
BRISBANE CITY	300	252	552	256	201	457	-95	-17.2%
CENTRAL QUEENSLAND	274	247	521	248	211	459	-62	-11.9%
NORTH QUEENSLAND	491	527	1018	421	533	954	-64	-6.3%
SOUTH QUEENSLAND	388	345	733	280	174	454	-279	-38.1%
SOUTH WEST QUEENSLAND	201	192	393	300	314	614	221	56.2%
SUNSHINE COAST	386	336	722	338	305	643	-79	-10.9%
OFFICE MANAGED*	559	359	918	378	459	837	-81	-8.8%
TOTAL TEAMS:	2599	2258	4857	2221	2197	4418	-439	-9.0%

TEAMS - JUNIOR	2016 (S2)	2017 (S1)	2016- 17	2017 (S2)	2018 (S1)	2017- 18	Total Variance	% Variance
BRISBANE CITY	341	179	520	375	215	590	70	13.5%
CENTRAL QUEENSLAND	311	118	429	285	92	377	-52	-12.1%
NORTH QUEENSLAND	339	86	425	356	125	481	56	13.2%
SOUTH QUEENSLAND	501	168	669	286	98	384	-285	-42.6%
SOUTH WEST QUEENSLAND	326	67	393	458	226	684	291	74.0%
SUNSHINE COAST	139	96	235	140	138	278	43	18.3%
OFFICE MANAGED*	18	0	18	6	0	6	-12	-66.7%
TOTAL TEAMS:	1975	714	2689	1906	894	2800	111	4.1%

SPORTING SCHOOLS - PARTICIPATION				
Term 3 2017	Term 4 2017	Term 1 2018	Term 2 2018	Total 2017/2018
1219	563	1737	1759	3496

SPORTING SCHOOLS - PROGRAMS				
Term 3 2017	Term 4 2017	Term 1 2018	Term 2 2018	Total 2017/2018
31	14	41	40	126

PERFORMANCE AND PATHWAYS

It was another successful year for Queensland Touch Football in the area of Performance and Pathways. The measure of this success comes in a number of ways, but none more than the domination on the field of our representative teams and the continued growth and success of our youth initiatives at all levels. The performances of our youth has been significant, with Queensland again dominating the National scene from primary school and T-League to the National Championships.

STATE OF ORIGIN 2018

The process of appointing coaches, assistant coaches and managers, as well as finding enough players to fill 14 divisions, was a difficult one. Initial squads were selected from the Elite 8 and National Touch League in March and from there, final selection camps were conducted. These camps are an effective means at giving coaching staff the best possible opportunity to get the best teams together.

Congratulations to all our State of Origin players and staff, and the best of luck to all for the upcoming Series in November at Dolphin Stadium, Redcliffe.

QTF JUNIOR ELITE CAMP 2018

The camp was held at the Currumbundi Recreation facility on the Sunshine Coast in March 2018. This is an ideal venue for this initiative. Games were conducted at the Kawana touch fields and included, for the first time, the Alliance teams.

The program included the following elements –

- Elite induction (what it is to be Elite – expectations etc. (also included Australian women's players talking to the group)
- Fitness testing

- Priority 6 drills – introduction to both players and coaches
- Games v other permits, including Alliance
- Mentoring by Qld Elite 8 staff & players, Australian Women's Open players
- Reporting feedback to all players on conclusion

The Camp was conducted in the main by Elite 8 coaches and players including Jason Boyd (Broncos Men's Coach), Chris Loth (Titans Men's Coach), Luke Feldman (Broncos Women's Coach), Renee Murphy (Titans Women's Coach), Leasha Thouard (Titans Women's AC), Michael Baartz (Broncos Women's AC), Col Beckitt (Cowboys Women's Coach), Justin Otto (Broncos Men's player), and Ryley Seamark (Cowboys Women's Player).

Outcomes

The Camp provided key outcomes including –

- Professional development of Regional Coaches
- Greater exposure of youth athletes to quality coaching and current elite game systems and concepts
- TID of youth athletes of potential to progress to next level
- TID of coaches of potential to progress to next level
- An assessment of current ability/standards at the 14s and 16s level
- Identification of areas of deficiency in both players & coaches in order to further plan for improvement

NRL TOUCH PREMIERSHIP

A lot of positive feedback surrounded the concept and watching our athletes perform on television in the context of the NRL season was a massive plus for the sport both here in Queensland and nationally.

The process for appointment of coaches for the expanded NRL Touch Premiership in 2019 is underway.

COACH FORUMS & DEVELOPMENT

After the success of the Coach Development initiative in 2017, the "Priority 6" project was further rolled out throughout 2018. The intention was to build on many of the theoretical aspects covered in the previous year with more practical based activities in 2018.

The Elite 8 teams were involved (both coaching staff and players) in providing clinics for various regions including Toowoomba, Gold Coast, Caboolture, and Townsville. It is hoped to continue the clinics in 2019 with a priority to expand to visit smaller country areas throughout Queensland. The 'priority 6' project is not only very effective in providing coach education, it is also a valuable element in providing coaching opportunities for our youth who often find it difficult to access such clinics.

As per our intention to conduct Coach development and Coach Assessments, no less than 46 individual coaches were assessed including all 12 Elite 8 Coaches and their assistant coaches, as well as 34 NTL coaches during 2018.

JUNIOR STATE CUP

The 2017 Junior State Cup reflected the growth of the sport in the affiliates. This year's event saw record numbers and together with the Queensland All Schools, is a litmus test for the health of our sport.

Talent identification will be conducted for the first time at the 2018 Junior State Cup, to provide data as to the depth of talent as well as ensuring equitable opportunities for youth players. A "Yellow card system" will also be introduced to ensure positive outcomes for referees in particular, but also to ensure that coaches and players alike adhere to Code of Conduct which in turn makes for a more positive enjoyable experience.

QUEENSLAND ALL SCHOOLS

Significantly, for the first time a collaboration agreement now exists between Queensland All Schools Touch and Queensland Touch Football. This effectively sees the event coming back to Queensland as part of the Queensland events calendar from 2018. Previously it was managed by Touch Football Australia, and consequently we are now able to secure positive outcomes that are mutually beneficial. This includes establishing a clear link between the Qld All Schools competition and the community Regional All Schools.

Also, as a result of securing this event within a suite of QTF events, greater leverage for involvement and contribution from sponsors and government authorities is expected. Already the Brisbane City Council has come on board as an event sponsor, which effectively sees advantages for the local affiliate (BMTA) and the venue of Whites Hill. The assistance with ground maintenance and restoration by the council is timely given the number of touch events at Whites Hill in 2018.

JUNIOR STATE CHAMPIONSHIPS

The Junior State Championships in Townsville saw TID carried out across the 14s and 16s divisions. The process saw Elite 8 coaches and players assist the regional coaches in identifying the best players across the two regions making up the permit in order to select the QTF development teams.

Subsequently, 12 teams were selected – 6 boys and 6 girls teams – and these teams attended the aforementioned QTF development

camp in March.

This continues the Junior Broncos, Cowboys and Titans concept and it has been well supported by the parents of those players chosen, along with the regions.

NATIONAL YOUTH CHAMPIONSHIPS

Queensland teams again performed well at the 2017 National Youth Championships with Qld 18 Boys team securing the National title, while the girls went down narrowly. The NYC was extremely successful for Qld regions also and further points to the fact that our development pathway in Queensland is working. In a nutshell Qld can boast not only to set the bench mark across Australia in youth, but importantly, that our second tier groups are raising the bar also. The efforts by our regions to get competitive teams there are essential to this on-going development and critically, is playing its part in ensuring we widen the development base in the youth sphere.

Clearly this has been and continues to be the reason why we are out performing NSW (and everyone else including the Kiwis) who removed their regions some time ago. The challenge of playing at a National Championships against the best including Qld, NSW, and NZ teams is an experience that many kids may never get. QTF plans to build on this concept in the next few years to further enhance development opportunities for both coaches and players at the youth level.

HIGH PERFORMANCE PLAN – ACADEMY INITIATIVE

The focus for Performance & Pathways in 2019 will be the Academy Initiative. I am confident that we have a plan moving forward that will continue to give us the edge over our rivals. The overall objective is to enhance connection with HP Program outcomes across the state and to provide a network which can be accessed to improve TID (coaches & players), resourcing, development opportunities and future proofing.

With 2018 being my last year as the Performance and Pathways Manager, I would like to take the opportunity to thank all QTF staff and Wayne Grant (TFA) for their support. Thanks especially to CEO Ben Mannion, who has been a pleasure to work with during the short time he has been in the job. QTF is in good hands. My sincere thanks also to the QTF Board, who have supported me in the role that was created some two years ago.

I am pleased with what we have been able to achieve in this short time by the people who are now involved in the performance sphere. Critical to our success have been the contribution of the High Performance team. Their professionalism and zeal has enabled us to implement many of the High Performance Plan initiatives.

I would like to personally thank the following people for their contribution over the past two years - Phil Gyemore, Craig Morrow, Paul Cobham, Troy Morgan, Peter Topp, Jason Boyd, Renee Murphy, Jayden Benbow, Kimberley Sue See, Marikki Watego, Adam Pryde, Chris Loth and Tristan Mana.

Peter Bell
Performance & Pathways Manager

REFEREES

The 2018 year can be reflected on as one of the busiest for our referees and referee coaches. The efforts, commitment, dedication and sacrifices made by referees must be acknowledged in attending affiliate, regional, state, national and international duties, as the expectation from the sport is to have the best referees to officiate the games.

Our elite referees performed exceptionally well, with the appointment of Luke McKenzie and Brett Freshwater to the 2018 Open Trans Tasman Series. This year also saw the inaugural NRL Touch Premiership, broadcasted nationally and providing a great platform to expose the game to the broader community.


At national level, 14 referees were successful in being appointed to grand final games. The performance of these referees were further rewarded with the inclusion into Touch Football Australia's High

Performance Referee Program squads/events:

- NRL Touch Premiership: Brett Freshwater, Luke McKenzie, Brad Smith, Anthony Smith, Denise Weir and Michael Littlefield
- National Referee Squad: Brett Freshwater, Luke McKenzie, Brad Smith and Anthony Smith
- Emerging Referee Squad: Michael Littlefield, Aaron Searston, Denise Weir, Chris Benstead and Lachlan Freshwater
- Masters Referee Squad: Renee Flach, Scott Marsh, Fiona Quinn and Paul Sullivan

2017-2018 EVENT SNAPSHOT:

- Junior State Cup 2017 – 215 Referees
- Junior State Championships 2017 – 45 Referees
- NYC 2017 – 13 Referees
- NTL 2018 – 57 Referees



- Trans Tasman Series
- Queensland All Schools
- QSST Championships
- Regional Championships

REFEREE UPGRADES:

TFA Referee Badge Level 4 (State Badge) – 2018

- Lee Moller
- Blake Cooper
- Zac Genrich
- Troy Jacobsen
- Chelsey Wilks
- Lachie Messer
- Mitchel Paron
- Laura Nutley
- Ross Edwards

- Riley Prendergast
- Anthony Paterson
- Jade Coe
- Trent Schatkowski
- Adrian Baxter
- Tom Schnieder
- Ian Woolston (Senior)
- Michael Mourginos (Senior)
- Jason Marini (Senior)
- Jude DiGiacomo (Senior)
- Debbie Zanoletti (senior)

TFA Referee Badge Level 5 – 2018

- Rachael Dilger
- Bree-Ann Lo Grande
- Scott McGrath
- Miriam Hansen
- Cassandra Jean Pajor
- Lee Rossow
- Graham Walters
- Daniel Larose
- Tim McElrane
- Campbell Muir
- Jordan Randle
- Kurtis Sankey
- Cameron Turner
- Nathan McDonald (Senior)

TFA Referee Badge Level 6 – 2018

- Lachlan Freshwater
- Adam Hogan
- Matt Butler
- Matt Manning
- Lawren Sullivan
- Bruce Crosby (Senior)
- Daryl Lyon (Senior)
- Karl Gregory (Senior)

NATIONAL REFEREE AWARDS

In recognition of service, dedication and commitment to the referee arm the following awards were presented at the 2018 National Touch League:

20 Years of Service – Dave Field, Joe Lo Grande

I must thank the many people assisting at affiliate, region and state level with referee development over the period. The RMT and State Referee Panel have worked enthusiastically, tirelessly and skilfully to achieve our goals throughout the year. I also wish to thank the QTF Staff who provided support to the referee arm of our sport.

Dave Field
Director of Referees





EVENTS

JUNIOR STATE CUP 2017

For the first time in the tournament's 22-year history, two affiliates were crowned joint champions.

Rockhampton and Gold Coast shared the honours after finishing on equal points at the end of a thrilling final day of competition in Hervey Bay.

Rockhampton claimed the Under 12 Girls, Under 16 Boys and Under 18 Boys divisions, while Gold Coast were victorious in the Under 14 Girls, Under 14 Boys and Under 18 Girls. In the final game of the day, the Under 18 boys, Rockhampton and Redlands flew out of the blocks with both teams showing impressive speed in the early stages.

12

Rockhampton, coached by Australian Mixed Open player and former Rockhampton junior Jayden Benbow, opened the scoring in the fourth minute through winger Bailey Assay.

Redlands levelled it minutes later, only for the Redbacks to hit straight back down the left edge again for Assay to pick up his second of the match and send them into the break with a 2-1 lead.

Some handling errors from Redlands early in the second half saw Rockhampton capitalise and run out eventual 5-3 winners. In the Under 18 Girls division, Australian youth player Tarryn Aiken was at her attacking best but it wasn't enough to get Bilambil over the line against a clinical Gold Coast outfit.

Gold Coast controlled the midfield comfortably, and their defence on the line was solid despite the many attacking raids of Aiken. The Under 16 grand finals were both closely-fought, with BMTA Red and Palm Beach going touchdown for touchdown throughout the entire girls' final.

Leesa Mi Mi and Georgia Elmore proved the difference in attack for BMTA, with Elmore scoring one and setting up another two to earn player of the final plaudits and a 6-5 victory for her team.

In the boys' final, Rockhampton and Redlands were locked at 4-all at half time, and again at 6-all with just under three minutes left before Rockhampton broke the deadlock with a touchdown in the final 30 seconds. The Kerry Norman/Scott Notley awards recognise one player from the respective boys and girls divisions who are in their final year of competition and have represented an affiliate at a minimum of five Junior State Cups.

Melia Larkin (Caboolture) and Blake Moore (Rockhampton) were the 2017 recipients, rewarded for their quality on-field performances in addition to being positive role models and playing in the true spirit of the game.

GRAND FINAL RESULT

Under 10 Girls: BMTA Red 3 d Rockhampton Red 0
Player of the Final: Charlie Nikola (BMTA Red)

Under 10 Boys: BMTA Red 4 d Coomera Blue 3
Player of the Final: Jontaye Brown (BMTA Red)

Under 12 Girls: Rockhampton 7 d Toowoomba White 5
Player of the Final: Sophie Smith (Rockhampton)

Under 12 Boys: Coomera Blue 5 d Gold Coast 3
Player of the Final: Tyan Keepa-Tamati (Coomera Blue)

Under 14 Girls: Gold Coast 4 d BMTA 1
Player of the Final: Charlotte Graham (Gold Coast)

Under 14 Boys: Gold Coast A 4 d Rockhampton Red 3
Player of the Final: Jye Gray (Gold Coast A)

Under 16 Girls: BMTA Red 6 d Palm Beach 5
Player of the Final: Georgia Elmore (BMTA Red)

Under 16 Boys: Rockhampton 7 d Redlands 6
Player of the Final: Kapu Broughton-Whiteburn (Redlands)

Under 18 Girls: Gold Coast 7 d Bilambil 5
Player of the Final: Paije Hockings (Gold Coast)

Under 18 Boys: Rockhampton 5 d Redlands 3
Player of the Final: Bailie List (Rockhampton)

Kerry Norman Award:

Melia Larkin

Scott Notley Award:

Blake Moore

Small Champion Affiliate:

Gympie

Medium Champion Affiliate:

Coomera

Eggers/Mowles Champion Affiliate:

Rockhampton/Gold Coast



JUNIOR STATE CHAMPIONSHIPS 2017

The South Queensland and Border Districts Sharks claimed their sixth-straight crown as champion region at the Junior State Championships in Townsville.

The Sharks were represented in five of the six grand finals on the final day of play, winning four state titles. It was a thrilling Under 16 Girls final, with scores locked between SQBD and CQ at 2-all at half-time and 4-all at full-time, sending it to a drop-off.

Isabella Fildes scored the winning touchdown for the Sharks with a brilliant individual effort. It was a similar story in the Under 16 Boys grand final, with SQBD and CQ going touchdown-for-touchdown until Kapu Broughton-Winterburn broke the deadlock with two minutes to go, sealing a 7-6 win and a clean-sweep of the Under 16 division. The fortunes turned around for CQ in the Under 14 divisions, with both teams remaining undefeated to claim the respective state titles.

In the Under 14 Girls, CQ outclassed the Brisbane City Cobras, dominating field position and possession in a comfortable 6-0 win.

In the Boys' division, CQ again came up against a tough SQBD side, and a closely-fought first half saw them enter the break at 2-all.

A hat-trick to Joseph Nelson wasn't enough for the Sharks, as CQ closed it out 7-6. In the Under 12 divisions, it was heartbreak for the CQ girls, who led SQBD 5-2 before the Sharks scored with less than a minute remaining to claim a remarkable 7-6 win.

The Sharks defeated SWQ Swans 5-3 in the Under 12 Boys to record a second division clean-sweep. The QTF Under 12 Merit Teams were announced at the presentation ceremony, along with Junior Cowboys, Junior Broncos and Junior Titans teams in the Under 14 and 16 divisions.

Teams were selected from within the boundaries of the existing Elite 8 permits - Cowboys from North and Central Queensland, Broncos from Sunshine Coast and Brisbane, and Titans from South West

Queensland and South Queensland and Border Districts.

The players, selected by current Elite 8 players and coaches, attended a camp on the Sunshine Coast in March 2018.

GRAND FINALS RESULTS

Under 12 Girls

SQBD Sharks 7 d CQ Bulls 6

Player of the Final: Ella Searston (SQBD)

Player of the Series: Annemarie Kiria-Ratu (SQBD)

Under 12 Boys

SQBD Sharks 5 d SWQ Swans 3

Player of the Final: Corey Connolly (SQBD)

Player of the Series: Blaise Prendergast (SWQ)

Under 14 Girls

CQ Bulls 6 d Cobras 0

Player of the Final: Laura Guley (CQ)

Player of the Series: Sophie Duff (CQ)

Under 14 Boys

CQ Bulls 7 d SQBD Sharks 6

Player of the Final: Caleb Gould-Waiariki (SQBD)

Player of the Series: Jardel Bob (CQ)

Under 16 Girls

SQBD Sharks 6 d CQ Bulls 5

Player of the Final: Abby King (SQBD)

Player of the Series: Jada Ferguson (SWQ)

Under 16 Boys

SQBD Sharks 7 d CQ Bulls 6

Player of the Final: Izaya Leota (SQBD)

Player of the Series: Cooper Marshall (CQ)

Shuker-Williams Trophy – Champion Region

SQBD Sharks (52 points)

CQ Bulls (46 points)

SWQ Swans (30 points)



MASTERS TRANS TASMAN 2017

Eight Queensland players debuted for Australia in the 2017 Masters Trans Tasman Test Series against New Zealand in September, at the Sunshine Coast.

Michelle Evans, Belinda Hammett and Mary McLean wore the green and gold for the first time in the Women's 27s team, alongside fellow Queensland player Kelly Kennedy.

Khanui Cox, James Harrington and Tom Quinlivan debuted for the Men's 30s, joining a strong Queensland-dominated line-up including former Queensland and Australian rugby league star Scott Prince.

Current Elite 8 players Graeme Clancy and David Zanette again joined the team following impressive performances at the National Touch League (NTL), along with former Australian Men's Open player Nathan Jones.

In the Men's 40s, Gavin Shuker continued his rise on the list of most-capped players, having played 80 Tests for Australia to date in the Men's Open, Mixed Open and Men's 30s teams.

Ron Keleher and Stephen Womersley made their long-awaited Australian debuts in the Men's 50s, with fellow Queensland players Adrian Harrington, David Kafoa and Shane Beale adding a wealth of international experience to the team.

Harrington (15 Tests) and Beale (18 Tests) have each played in two World Cup campaigns, while Kafoa (38 Tests) has played in four World Cups.

Renee Flach, Scott Marsh and Brad Smith joined the referees' squad.



NATIONAL TOUCH LEAGUE (NTL) & ELITE 8 SERIES

The Queensland Cowboys secured their third-straight Elite 8 men's title in an extra-time thriller against NSW Mavericks at the National Touch League in Coffs Harbour.

In the women's final, the Broncos suffered their second consecutive heartbreaking loss, going down to NSW Scorpions 4-3 in another extra-time cliff-hanger.

After sprinting to a 3-0 lead after three minutes on the back of some brilliant footwork from Lachlan Pierce, the Cowboys looked in complete control and heading for their fourth win in five years.

Mavericks didn't panic, showing great composure to pull it back to 4-all heading into the half-time break.

The Cowboys shot out of the blocks again in the second half, with winger Mal Kenny scoring a spectacular touchdown in the corner from a clever play set up by player of the final Jayden Benbow.

It was touchdown for touchdown until the final siren, with scores locked at 6-all and the game headed to a drop-off.

The Cowboys looked to have almost blown their chances with Shaun Francis certain to score in the corner but unable to hold onto the ball, but it was Pierce who came up with the match-winning play, taking on the line before hitting Justin Cridland with a long ball to clinch the 7-6 victory.

The Broncos started their game in much the same style as the Cowboys, racing out to a 3-0 lead and in complete control heading

into half time in a rematch of last year's women's final.

Scorpions came out a much-improved team in the second half, keeping the Broncos scoreless and scoring three touchdowns of their own to send the game into extra time.

Former Australian Women's Open representative Peta Rogerson and current players Emily Hennessey and Catherine Sargent looked dangerous in the drop-off period, asking many questions of the Scorpions defence.

In the end, another Australian player in Danielle Davis sealed the Broncos' fate with quick hands to winger Yasmin Meakes, securing a 4-3 win for the southerners.

In other Queensland team results, CQ Bulls defeated SQBD Sharks 6-5 in the Men's T-League final, while their female counterparts lost a close women's final 8-7 to Storm.

The Sharks were defeated by the Rebels 5-4 in the Mixed Open final, while the Brisbane Cobras also lost the Senior Mixed final 10-6 to Tasmania.

The Cobras turned their fortunes around in the Women's 27s, easily defeating the NQ Cyclones 7-1.

The Sharks were defeated by the Scorpions in the Men's 30s and 50s, but it was the reverse result in the Men's 45s.

Sunshine Coast were defeated by the Scorpions in the Men's 50s, but the NQ Cyclones managed to take out the inaugural Men's 60s title with a 5-4 win over the Scorpions.



NRL TOUCH PREMIERSHIP 2018

In a game-changing move for the sport, Touch Football Australia, in conjunction with their partner the National Rugby League (NRL), introduced an NRL Touch Premiership, with games to be played as curtain-raisers to NRL matches.

Australian NRL Touch Football male and female players, who played in elite-level domestic and international competitions, represented teams aligned with six NRL clubs – three each from New South Wales and Queensland.

The clubs were the Cowboys, Broncos, Titans, Knights, Tigers and Eels.

Two 30-minute games – a Men's game and a Women's game – were played ahead of the main NRL event for seven rounds in total, commencing from Round 11 on Friday 18 May 2018.

The games were broadcast nationally through a mix of live and delayed broadcasts.

QTF Chairman Gavin Shuker welcomed the announcement, labelling it a "massive opportunity" to showcase the sport.

"Queensland Touch Football is very proud to have been heavily involved in the establishment of the Premiership, and we are thrilled to be a partner in what is a massive opportunity for the sport

moving forward," he said.

"The importance of this opportunity cannot be understated, and the benefits to the sport, now and in the future, will be substantial."

"The chance to showcase our very best players on the big stage and have the matches broadcast on television is unprecedented, and so crucial for the development and promotion of touch football."

STATE OF ORIGIN 2018

In May, Queensland Touch Football Chief Executive Officer Ben Mannion announced the 2018 State of Origin series would be played at Dolphin Stadium, Redcliffe on November 9-10, in partnership with Moreton Bay Regional Council and Redcliffe Dolphins Rugby League Club.

The Queensland State of Origin teams to compete in the 2018 series were announced on June 5, following a training camp in May.

Queensland will take on New South Wales in a three-game series across 14 divisions, culminating in the main event – the Men's and Women's Open series.

REGIONS



NORTH QUEENSLAND

North Queensland Touch Association currently has 20 active affiliates, and is the home of the North Queensland Tropical Cyclones. It is expected that two more affiliates will join us in 2019 - Ravenshoe in the far north and Collinsville in the southern part of the region.

We would like to acknowledge and thank Central Queensland Touch for their cooperation and assistance during the process.

NQ Cyclones had nine teams attend the 2018 NTLs, along with 17 referees and 2 referee panel members. Our Women's T League and Women's 27s were successful in making the semi-finals, which has been a boost for our ladies in the region. Our Men's 60s were crowned champions again and are looking forward to defending their title. Six of our referees were also named in the National Referee Squad.

Our successful NQ Open & Senior Championships were held in June, with an increase in team numbers. Thank you to the high performance coaches from QTF who also attended to assist with talent identification.

Affiliate senior team numbers for Season 1 increased in our region, which was a positive boost for the region. A few of our affiliates have not been able to run a Season 2, however our numbers have remained steady. Negotiations have been made with a few regional affiliates noting that one season would be more beneficial, but to start a little later and run a little longer to combat the issue.

Both junior seasons have had a considerable increase as we continue to nudge into running competitions against other sports.

Interest in our sport in schools has forged a positive partnership, resulting in increased female division participation at our NQ All Schools and NQ Junior Championships.

We have seen a more active development program with our junior players, and continue to expand to include more travel from volunteer coaches and executive members to assist in skill development sessions around outer affiliates. This has seen marked improvement by both association members being more active and junior engagement with increased participation.

Our Technical Director Sue Salter & Coaching Director Nicolas Pecchiar continue to work tirelessly to assist and improve the quality of coaching throughout our region. Ten of our NQ coaches have taken up a position within the QLD State of Origin teams. In 2018, NQ held nine coaching courses throughout the region, facilitating both foundation and talent coaching courses to skill and upskill coaches in our sport.

NQ Referee Director Joe Lo Grande and his team of referees continue to grow and coach new officials for touch throughout the region. In 2018, more than 25 referee courses were held, with increased numbers attending Level 1 courses. It is encouraging to see a high interest in the officiating sector of our sport.

NQ Touch extends its appreciation to everyone who has assisted our region throughout 2018, and looks forward to 2019.

Frank Stampa
Chairman



CENTRAL QUEENSLAND

The 2017-2018 year was again a very busy one in the Region. Major regional activities included –

1. A number of coaching and player clinics in Rockhampton, Gladstone, Emerald;
2. Women's Development Program in Rockhampton;
3. CQ All Schools carnival in Rockhampton;
4. Referee achievements –
 - a. Level 1 – 5 courses (71 participants)
 - b. Level 2 – 1 course (12 participants)
 - c. Events supported
 - i. (i) CQ Juniors
 - ii. (ii) CQ Seniors (iii) CQ Bulls Camp
 - iii. (iv) QTF Junior State Cup
 - iv. (v) QSST U15's (vi) QSST Opens
 - v. (vii) Bundaberg Cup
 - vi. (viii) TFA NYC
 - vii. (ix) TFA NTL
 - d. Referee upgrades –
 - i. (i) TFA L3 – Ross Edwards, Dan Stallon
 - ii. (ii) TFA L4 – Aylish Dunn
 - iii. (iii) TFA L5 – Scott McGrath, Graham Walters, Dan Larose (iv) TFA L6 – Matt Manning
 - e. Technical attainment –
 - i. Facilitator (upgrade) – Tim Steinhardt, Amanda Single
 - ii. Coaching Development – Amanda Single (QTF Junior State Cup) (iii) Coaching Panel – Peter Young (QTF Junior State Cup)
 - f. TFA Service Award – 20 year – David Field
5. Coaching achievements –
 - a. 3 x Foundation courses – (Presenter David Bonser) – 15 Foundation Coaches accredited
 - b. "To promote, develop and enhance the enjoyment of Touch within the Central Queensland region."
 - c. (b) 1 x Foundation course – (Presenter Linda Paterson, assisted by Mitchel Smith & Blake Moore) – 8 Foundation Coaches accredited
 - d. (c) Talent course – (Presenters Linda Paterson & Tracy Upton) – 8 Talent Coaches accredited
6. Get Active Qld' – support provided to assist accreditation of school teachers
7. Regional Coaches supported teams at Qld Junior State Championships, TFA – T League, TFA - NTL senior men's and ladies, and NYC
8. Selector achievements – supported the CQ Junior Championships (CQ teams going on to very successful State Junior Championships in Townsville) and CQ Senior Championships (CQ teams successfully participating in T-League ('A' and 'B' men's teams, Ladies T-League and Ladies O/27 and Men's O/40)
9. School clinics conducted across the region, including several schools at Emerald, Rockhampton and Blackwater involving some 2,600 students 'all up'. Peter Knight has also conducted school sessions in the Gladstone area involving a substantial number of students.
10. Notable team highlights, included –
 - i. 2017 Junior State Championships – six teams featured in the semi-finals, with both the U14 Girls and U/14 Boys winning their Grand Finals;
 - ii. T-League – Men's 'A' team victorious in Grand Final, 'B' team finished 11th, Women finished 2nd;
 - iii. NTL – our senior teams performed very well in the round games but did not feature in semi-finals;
 - iv. NYC – both teams performed really well, with the 18 Men's team going down 8-7 in the semi-finals and our young 18 Women's team getting as far as the quarter-finals.
11. New affiliate growth is pleasing, with continuing interest in affiliating from competitions in the west and south-west of our region.
12. Our technical Directors (David Field, Denise Edwards and Linda Paterson) continue to lead, attract and inspire volunteers in their respective areas of responsibility and the region is fortunate to have people of such high calibre in these pivotal roles.
13. The region is well served by a dedicated and visionary Board, which in turn relies heavily on the huge contribution made by Tracy Upton in a wide range of areas.

Ian Haig
Chairman

SUNSHINE COAST, FRASER AND BURNETT DISTRICTS

SCFBDTA would like to acknowledge our affiliate volunteers for their continuous efforts and support given to touch football.

SCFBDTA held an affiliate forum at Gympie in December, with Scott MacAllister (QTF) speaking in regards to disciplinary requirements, and we were also fortunate to have QTF Board member Troy Morgan present the QTF "Why?" plan. I would like to thank QTF for their support and attendance with the SCFBDTA Affiliate Forum.

Our association has secured multiple grants contributing to affiliate funding boosts, which is critical to ensure the ongoing development of touch football at all levels.

The Sunshine Coast Men's and Women's Super Series were very successful, held at Caboolture in Season 2 2017 and Season 1 2018. The opportunity was presented to take this event a step further and participate in a inter-region series with Toowoomba (SWQ), Palm Beach (SQBD), Redlands (SQBD) and Sunshine Coast. This was stage in a one-day event at Palm Beach.

SCFBDTA hosted a record number of teams in the Secondary All Schools again, with more than 106 teams competing across eight divisions across 12 fields, playing 228 games in a one-day event.

The Primary All Schools was held at Caboolture with an increase to 24 teams.

The Junior Regionals were held at Bribie Island, and included invitational teams from Arana, giving them the opportunity to attend another participation event. Junior Regionals hosted 54 teams and also saw referees achieve Level 2 upgrades, providing a great pathway for referee development for affiliates within our region.

Senior Regionals were put on the calendar for November to be held at Gympie, but due to the inclement weather, this event was cancelled and it is anticipated it will be back in 2018.

SCFBDTA toured to NTLs in Coffs Harbour in March with Men's and Women's T League teams, Men's 50s, Women's 40s, Women's 27s and Men's 45s. A number of SCFBDTA players, coaches and referees were representing Queensland Touch Football in the Elite 8 Broncos teams, with the Women's team defeated in the grand final.

QTF Junior State Championships were held in Townsville in August, and SCFBDTA fielded teams in all six divisions, with the 16 girls and boys teams making the semi-finals.

We were excited to support QTF with a new concept for junior talent identification. The Junior Elite Development Pathway was introduced to assist with development of players, coaches and referees throughout all regions. Players not in QSST teams or current Elite teams had the opportunity to be selected in the Junior Elite 8 teams, to participate in a development camp in early 2018.

SCFBDTA held Level 1, Level 2 and Level 3 Referee courses throughout region, along with foundation coaching courses and a talent coaching forum. We were fortunate to have QTF Performance and Pathways Manager Peter Bell host a coaching forum, followed by a practical skills session, to enhance our coaches' technical knowledge and terminology. Referee upgrades were achieved at SCFBDTA All Schools, Junior Regionals and Junior State Cup.

Our association is supported by our Regional Manager, Board of Directors, staff, volunteers and affiliate committees, and together we provide a strong structure to deliver a sport for all to enjoy. I again thank you all for your tireless work.

Amanda Dwyer
Chairperson





BRISBANE

20

The year proved to be a year of review and refocus for Brisbane Touch Football.

With an open and transparent governance system in place, the region and its caretakers, the Brisbane Touch Football board continued to look at and address the best possible ways its members could benefit from its regional programs. Junior development continued to be a focal point of priority for the region.

With the region unable to field three age divisions in the boys teams at the Queensland Junior State Championship event in Townsville in August, it was identified that a more comprehensive selection process needed to be introduced and administered. A staged program of selection was started late in the 2017 year, the result; a strong turnout of juniors at each of the trial sessions and a well-planned program leading into the 2018 Queensland Junior State Championship event.

Two emerging junior competitions started in the region in season two, 2017. Both Pine Rivers Bears and Samford Stags saw the opportunity to introduce their out of season league players to a compatible sport. The involvement of their junior members extended beyond being a player only, with several of them taking to the field in an official capacity, as junior referees.

Statistically this year, the region performed very well at a national level and with its own regional programs. Two of the biggest performance highlights was the number of teams attending the 2018 NTLs. Eleven teams headed to Coffs Harbour in March, with eight of these teams making finals and three contesting the grand final. Our Women's 27s secured the national title for the second year in a row. The second highlight was the number of

teams participating in the Brisbane Secondary All Schools Touch tournament. Team participation grew by nearly 300%. With the support of the region's biggest affiliate, as venue host, the region successfully staged a 138-team competition at Brisbane Metropolitan Touch Association.

Access to development courses continued to be a primary focus for the region's administrator and development officer. There was an increase in the overall number of Foundation, Talent and Referee courses undertaken in the region, at both the Brisbane region's central office and affiliated venues.

The continued management agreement with Queensland Touch Football has seen the region benefit in many ways' - efficiencies in communications, from state to region and vice versa, resource support, again with both organisations mutually benefitting from this arrangement, assistance with financial management and funding support and sharing a vision for the future - unite, inspire, and grow.

The board recognises and applauds the efforts of every contributing member in this region. Whether that is the player who respects the privilege of donning on the red and blue Brisbane Cobras colours, or the coaching staff who volunteer their time to develop the region in a multitude of disciplines, or the technical, administrative and development staff who work to be the champions of a culture that is inclusive and fair, and in an environment of measured positive change.

Graham Quinlivan
Chairman



SOUTH WEST QUEENSLAND

The South West Queensland region currently consists of 10 affiliates across some 400,000 square kms, in both urban and remote centres. While challenging, providing opportunities for participation and development across such a geographically diverse area is extremely rewarding for the many affiliate volunteers we are so fortunate to have in our area.

SWQ was well represented at state and national events in 2018. Six teams competed at NTL, the Men's TLeague finishing in 6th place, and the Men's 40s finishing 4th. Six out of six teams progressed to semi finals at Junior State Championships, with our U16 Girls narrowly missing out 4-3, in a hard-fought grand final against SQBD. The National Youth Championships continue to be a highlight on the representative calendar, with our U18 Boys continuing to improve on previous campaigns, finishing 6th this year.

Player development was a priority, with various events and initiatives providing opportunities for players throughout 2018. In early February, QTF held a junior development clinic in Toowoomba, with Titans E8 Men's and Women's teams facilitating activities. More than 100 children were excited to meet, mix with and learn from elite players during the day, while junior coaches had the opportunity to observe and discuss coaching directions with QTF and Titans E8 staff. A junior development clinic was also held in Roma, which was delivered by SWQ coaches, the QTF GDO and 4 Australian representative players.

The establishment of a club in BMTA's Metro Cup has provided opportunities for players in SWQ affiliates to access high level competitions consistently. In a partnership with our regional rugby league entity, we fielded 'Western Mustangs' teams - two Div 1 Men's, a Div 1 Women's and a Div 2 Men's. Whilst our success on the park has varied, the benefits to player development during the season have been immeasurable. We thank BMTA for welcoming us, and look forward to Metro Cup in 2019!

The Roma Country Cup was held in March 2018, attracting 29 mixed and junior teams from across the region. This inaugural cash comp conducted by Roma Juniors was supported by four guest Aussie team players. Planning is well underway for the 2019 event.

A restructure of various junior events on the 2017 regional calendar saw us park the Swans Junior Cup to support the development of two junior affiliate events – the Twisters Junior Cup (Toowoomba) and the Falcons Junior Cup (Ipswich). These events were well supported by SWQ affiliates in the lead up to the QTF Junior State Cup.

It has been a busy year on the SWQ technical calendar with 106 Level 1, 19 Level 2 and 8 Level 3 Referee accreditations being achieved. Eight Talent Coaches and 13 Foundation Coaches were accredited across the region. In addition, four of our senior Regional Coaches completed the theory component of Elite Coach level in late 2017, further strengthening the development of coaches in the region.

Prolonged drought has had a huge impact on our affiliates this year, but despite this, competition numbers in most areas remain consistent. Whilst the challenges of geography and population are unchanging, our affiliates continue to find ways to grow competitions and provide opportunities for player development. We look forward to supporting all of our affiliates again for the next 12 months.

The SWQTA Board recognises and thanks our many participants for their commitment to the growth and development of Touch Football in our region – affiliate committees, coaches, managers, referees, players, parents and supporters.

Reg Hart
Chairman



SOUTH QUEENSLAND & BORDER DISTRICTS

Hard working staff and diligent, resilient, loyal volunteers underpin all we achieve at SQBD. From our victory at the 2018 NTL, all the way through to our Junior Tri Series events, the success of Sharks is due to our collective willingness to extend our efforts.

A huge thank you to our volunteer base across the region from the SQBD Board and staff.

22

The Commonwealth Games delivered a significant impact on our region this year. Field closures, changing goal posts, the significant disruption to normal operations was a large dampener our participation and financial aspirations in the back half of the reporting year.

Garry Shepherd was instrumental in negotiating what positives we could with the Games Authority whilst ensuring our working relationship with the Gold Coast Council was solidified.

Our entire Staff, Garry Shepherd, Mitch Alexander, Tristan Mana, Sharon Gregory and Anne Cavka continue to deliver exceptional value to touch in SQBD through their dedication to their work.

The quality of our participation product remains the number one focus for our sport. We still have much work to do to achieve our goals and our initial experimentation with products like "Old School Touch" show promise.

We've grown technically as a region with huge referee course participants, referee upgrades and coaching course attendees. There is hardly a week goes by that the team are not in front of the classroom.

With thanks to Lou Tomkins, Lee Russo, John Singh, Peter Topp and all of our technical volunteers for your help in building our sport.

There significant challenges facing our sport that highlighted last year remain, we must as a sport continue to address:

- Junior representative pathways – The region champions the ideals that junior sport is always about participation, fun and

community spirit. Individuals who put winning above these values fail our community and whilst we want and need our volunteers, our ability to focus on team building qualities as a focus will impact our participation one way or another as we move into 2018 and beyond. Trophies and medals provide no sustenance or future for our children, learning to build the selfless qualities that truly successful people exhibit will certainly dictate the future of our young and winning has no bearing on their development. In actual fact, winning on talent alone, without the genuine struggle and personal development that should naturally accompany success, may even hinder it.

- Grass roots adult participation – it's a challenge for affiliates to sufficiently focus on providing a quality experience for our social participants. Declining numbers globally, indicate we have much to do in this space. SQBD will be continuing to test new product models to build participation growth in our social playing numbers.

- Internal rivalries – On the field competition between affiliates is great fun, but the business of touch needs to focus on the external challenges we are collectively facing. The SQBD board views the entire region as critical to the future of our sport. We also view the administration and business development of our entire State and in fact the National and Global Touch community as critical to our very survival. We're here to work with you and we want to champion that spirit of cooperation wherever we can influence.

The entire SQBD Board, Steven Watterson, Frank Bondolfi, Mel Smith, Rod Crowther and myself, have demonstrated their absolute commitment to meeting the challenges we face. Together with Garry's team, we are ready to serve the sport of touch into 2019 and beyond. Thank you my fellow SQBD Board members for the time you have volunteered on behalf of our sport in the last year and we look forward to seeing the combined results of our efforts in FY 2018.

Mathew Gilbertson
Chairman



FINANCIAL REPORT

FINANCIAL ANALYSIS

The 2018 financial report is the first based on a 12 month (July to June) reporting period commencing July 2017. In March 2017, the Association resolved to change the reporting year and accordingly the comparatives to this financial report are for a six-month period from 1 January 2017 to 30 June 2017. It has been a challenging financial period, as unforeseen issues with the Premier and City Touch venues and competitions and an overall decline in Senior Affiliation numbers across the state have impacted the operating result of the business. This has seen QTF record a loss of \$142,678 for the year. It should be noted that the operating loss for the period before amortisation and depreciation (\$59,688) was \$82,990.

Senior participation numbers were down by 470 teams on the previous full financial year, negatively affecting the Association's result by \$37,600. Whilst the Commonwealth Games on the Gold Coast in April 2018 had an impact on affiliation numbers (particularly for teams in the Coomera area), there was also a general decrease across all regions with several affiliates moving from two seasons to one season per year.

Our Premier and City Touch commercial competitions were impacted by the closure of the fields at Ashgrove resulting in the loss of approximately 37 teams. There was also attrition of approximately 36 teams at the Newmarket venue, largely due to ongoing issues with lighting. The Ashgrove fields are expected to reopen in time for the Premier and City Summer 2018/19 competitions and the issues with lighting at Newmarket have now been resolved. The financial impact, against our budget, was a net loss of \$38,000.

Over the past two years, our Association has increased overall staff numbers to invest in the future growth of the Association and deliver improved outcomes for our participants and stakeholders. In addition, with the resignation of our Finance Manager in September 2017, the Association made the decision to outsource the finance function to BDO Accountants. It was intended that this would be a short-term solution, however, with the subsequent resignation of CEO Jamie O'Connor and the resulting recruitment process for that role, the Association was only able to successfully fill the Finance Manager role in August 2018. During the process of transitioning the finance function back to QTF, significant challenges and issues have been identified, however we are confident in the processes that are now in place moving forward.

The Association has recognised raise a provision for doubtful debts of \$25,000 in the accounts. This was considered prudent given the aging of some debtors and the likelihood of collecting these debts. Additionally, and another contributing factor for the loss reported, is the treatment of the intangible assets from the commercial competition acquisition in September 2016, which sees considerable amortisation of the asset value in accordance with Accounting Standards. This amortisation, which is reflected in the Income and Expenditure Statement, will continue to have an impact over the next four years as the asset value is written down.

MEMBERS EQUITY

The drop in membership, teams in commercial competitions and corresponding increase in operating expenses has resulted in a \$142,678 loss, leading to the reported decline in Members Equity to \$458,253. An increase in funding and sponsorship, as well as a forecast successful State of Origin series, is expected to see these numbers turn around in the 2019 Financial Year.

REVENUE

An analysis across the key revenue areas of the Association highlights a number of notable points for consideration.

- Membership revenue is down against previous financial years, with the Commonwealth Games at the Gold Coast having an impact as well as several affiliates moving from playing two seasons per year to just one.
- Event income was strong with the success of the Junior Camp and Junior State Championships. These numbers are forecast to continue tracking well with the State of Origin being included in the 2019 Financial Year.
- Despite the issues surrounding venues, the commercial competitions continue to be popular with 880 teams registering across the City and Premier seasons.
- Grant funding levels were slightly less than previous financial years due to a reduction in the Collaboration Agreement with TFA due to the loss of sponsorship from Harvey Norman. This will turn around in the 2019 financial year under the new Collaboration Agreement with TFA and increased commercial sponsorship opportunities.
- Sport Operations numbers are positive with the gaining popularity of the Sporting Schools program. We will look to improve this area with multiple people now focused on delivering programs in this area.

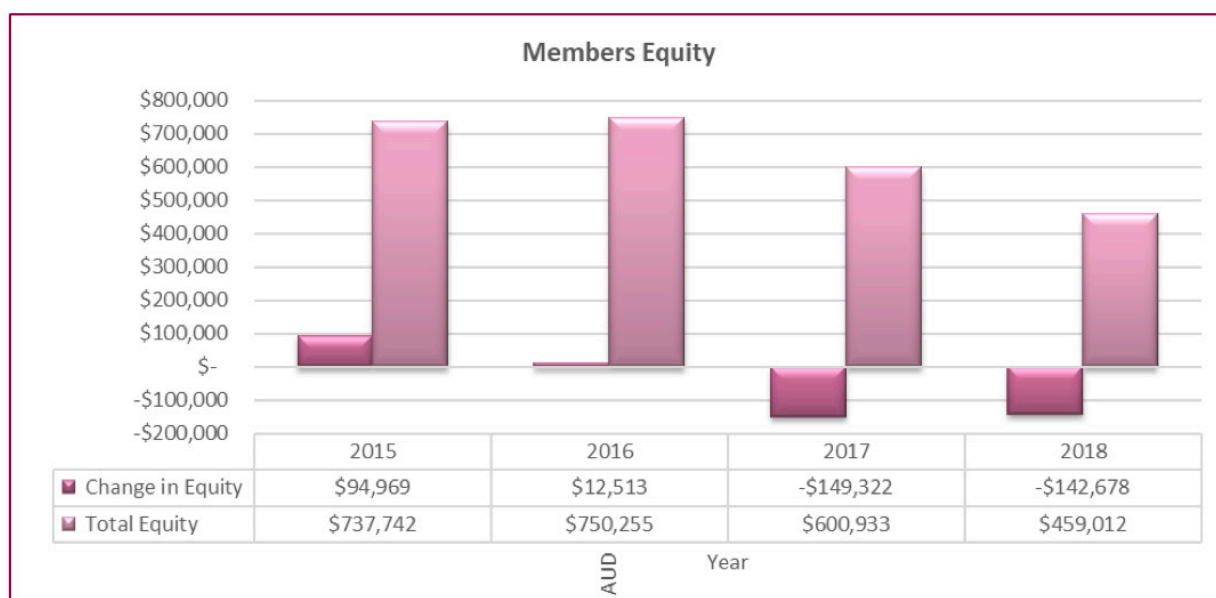


Figure 1 - Members Equity (*2017 was a 6 month reporting period)

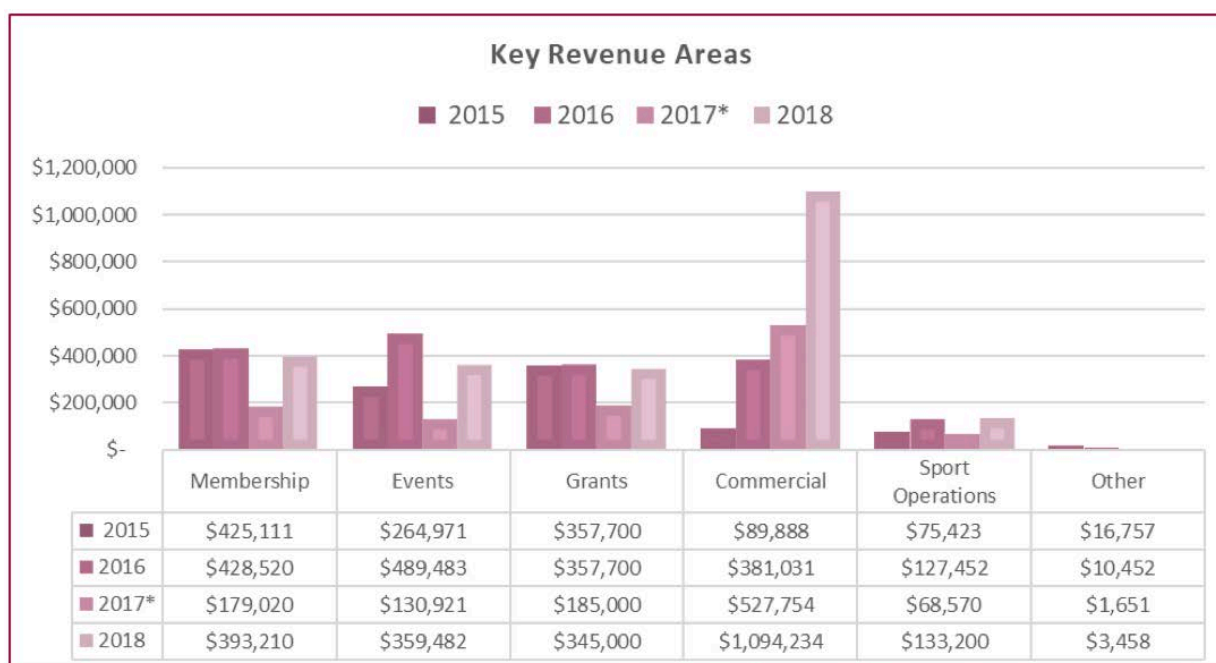


Figure 2 - Key Revenue (*2017 was a 6 month reporting period)

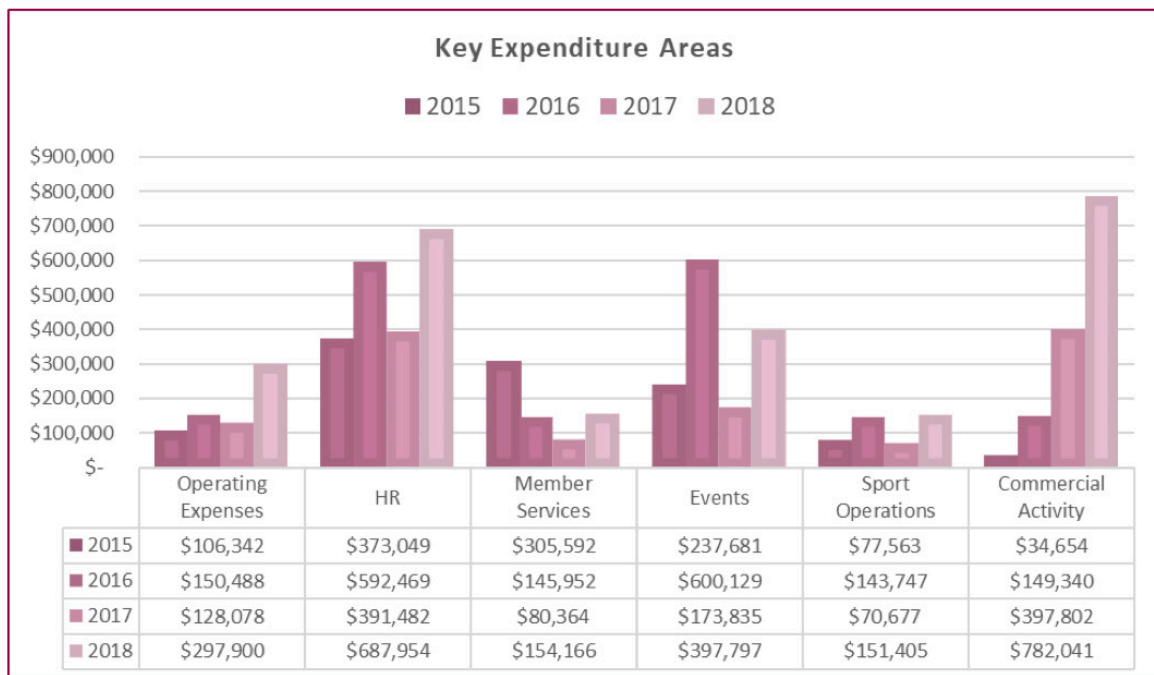


Figure 3 – Key Expenditure (*2017 was a 6 month reporting period)

	2015	2016	2017*	2018
Operating Result	\$94,969	\$12,513	(\$149,322)	(\$142,678)
Members Equity	\$737,742	\$750,255	\$600,933	\$458,253
Cash at Bank	\$790,954	\$530,842	\$496,190	\$487,973
Trade Debtors	\$54,221	\$70,792	\$87,009	\$236,282
Trade Creditors	\$126,290	\$132,850	\$69,831	\$471,888

Table 1 - Financial Performance (*2017 was a 6 month reporting period)

	2015	2016	2017*	2018
Revenue	\$1,229,850	\$1,794,638	\$1,092,916	\$2,328,585
Expenditure	\$1,134,881	\$1,782,125	\$1,242,238	\$2,471,263
Surplus/Loss	\$94,969	\$12,513	(\$149,322)	(\$142,678)
Return	7.72%	0.7%	(13.6%)	(6.1%)

Table 2 - Financial Return (*2017 was a 6 month reporting period)

EXPENDITURE

With the Association moving into a growth phase, there have been visible increases in expenditure. A brief analysis of the 2018 expenditure follows.

- The operating expenses are notably higher than previous years. As noted previously, the inclusion of a bad debt provision was considered necessary given the aging of some debtors. Professional fees relating to the outsourcing of the finance function to BDO Accountants has had a large impact on this year's result. Amortisation expenses related to the write down of the intangible assets from the commercial competition acquisition also increased operating expenses. There was also a notable increase in travel expenditure relating to the Junior Camp and Elite 8 events.
- As expected, human resource expenses tracked higher in the 2018 year in line with the Association's growth strategy and the employment of several new staff members in 2017 and 2018. The impact of staff employed in the later part of 2017 is showing in the results for the full 2018 financial year. Notable differences in 2018 are a change in CEO, the resignation of the Finance Manager and corresponding outsourcing of this activity, and the introduction of Administration Support. The full year impact of the new position of Marketing and Communications in 2017, and staff related to commercial competitions is also showing in the result. While an increase in the overall expense is evident, the percentage allocated to this area for the 2018 period is at 27.8% of expenditure. This is below what is considered to be standard practice for HR expense to revenue (33-36%) and below the 31.5% reported for the 2017 year.
- Event expenses are in line with the level of revenue earned, with the exception of the Elite 8 competition, which was a deliberate decision to invest into our elite pathways. With Elite 8 now transitioning to the NRL Touch Premiership, these resources will be able to be invested into other areas of the business.

- Expenditure on commercial activity is reflective of the commercial competitions and BTF events run throughout the year.

FINANCIAL PERFORMANCE

To further detail the current financial health and performance of the Association over the period a number of tables, accompanied by explanatory notes, are provided for consideration.

The two predominant features of Table 1 are the operating loss and the decline in members equity, which have been noted above. Cash at Bank is relatively stable against the previous period. Trade debtors and trade creditors are both significantly higher than previous years due to the timing of both invoicing affiliates and paying corresponding affiliation fees. This timing issue is a direct result of the outsourcing of the finance function and is not expected to occur in future years.

Table 2 provides a snapshot of the growth of the Association over the past four reporting periods. Although revenue has tracked well against prior periods, the level of expenditure is considerably higher. The return, while lower than expected for the year, is projected to return to a positive financial result over the coming 12 months.

The current ratio in Table 3 outlines the Association's capacity to meet its current obligations. The lower ratio is distorted by the large increase in Trade Creditors at the end of the financial year, and is not considered reflective of the ongoing position of the Association. The ratio does show, however, that the Association has capacity to meet its obligations.

Table 4 outlines the Association's Debt to Equity ratio.

The increase in the ratio from 0.69 to 1.93 again relates to the increase in Total Liabilities. For every \$1 of Members Equity the Association holds \$1.93 in Total Liabilities. The ratio of 1.93 is considered largely due to timing of invoicing and is expected to reduce over the coming months as invoices are paid.

Current Ratio	Financial Period	Ratio
	2018	1.02:1
Current Assets	2017	n/a - half year
Current Liabilities	2016	2.31:1
	2015	4.22:1

Table 3 - Current Ratio

Debt to Equity	Financial Period	Ratio
	2018	1.93
Total Liabilities	2017	n/a - half year
Total Equity	2016	0.69
	2015	0.28

Table 4 - Debt to Equity

QUEENSLAND TOUCH ASSOCIATION Inc.
ABN 32 751 852 440

FINANCIAL STATEMENTS
FOR THE 12 MONTHS ENDED 30 JUNE 2018

TABLE OF CONTENTS

Director's Report	1	29
Financial Report		
Income and Expenditure Statement for the 12 Months Ended 30 June 2018	2	
Assets and Liabilities Statement as at 30 June 2018	3	
Notes to the Financial Statements for the 12 Months Ended 30 June 2018	4	
Statement by Directors	10	
Independent Auditor's Report	11	

QUEENSLAND TOUCH ASSOCIATION Inc.
ABN 32 751 852 440

DIRECTOR'S REPORT

The directors submit the financial report of Queensland Touch Association for the 12 months ended 30 June 2018.

Directors

The names of the directors throughout the year and at the date of this report are:

- Gavin Shuker
- Marni McGrath
- Kelvin Lockyer
- Troy Morgan
- Peter Tong
- Vince McDonald (resigned November 2017)
- Mark Henriksen (appointed November 2017)
- Ian Haig (appointed November 2017)

Principal Activities

The principal activities of the association during the financial year were: Administration of Touch Football in Queensland.

Operating Result

The deficit after providing for income tax for the 12 months ended 30 June 2018 amounted to \$142,678 (6 months ending 30 June 2017 deficit \$149,322)

Significant Changes

In March 2017, the Association resolved to change the reporting year end date to 30 June with effect from 30 June 2017. Accordingly, the comparative period reflected in the financial report is for the six months period ending 30 June 2017 and may not be entirely comparable with the current period.

Signed in accordance with a resolution of the Directors of the Board.



Gavin Shuker



Marni McGrath

QUEENSLAND TOUCH ASSOCIATION Inc.
ABN 32 751 852 440

INCOME AND EXPENDITURE STATEMENT FOR THE 12 MONTHS ENDED 30 JUNE 2018

	Notes	12 Months Ended 30 Jun 2018 \$	6 Months Ended 30 June 2017 \$
Revenue:			
Membership	2	393,210	179,020
Events	3	359,482	130,921
Grants	4	345,000	185,000
Commercial Activity	5	1,094,234	527,754
Sport Operations	6	133,200	68,570
Other	7	3,458	1,651
		<u>2,328,585</u>	<u>1,092,916</u>
Less Expenditure:			
Operating Expenses	8	297,900	128,078
Human Resources Expenses	9	687,954	391,482
Member Services	10	154,166	80,364
Event Expenses	11	397,797	173,835
Sport Operations	12	151,405	70,677
Commercial Activity	13	782,041	397,802
		<u>2,471,263</u>	<u>1,242,238</u>
Net Current Year Surplus/(Deficit):		<u>(142,678)</u>	<u>(149,322)</u>

The accompanying notes form part of these financial statements

QUEENSLAND TOUCH ASSOCIATION Inc.
ABN 32 751 852 440

ASSET AND LIABILITIES STATEMENT AS AT 30 JUNE 2018

	Notes	12 Months Ended 30 Jun 2018 \$	6 Months End 30 June 2017 \$
ASSETS			
CURRENT ASSETS			
Cash and Cash Equivalents	14	487,973	496,190
Trade Debtors		236,282	87,009
Accrued Revenue		29,200	-
TOTAL CURRENT ASSETS		<u>753,455</u>	<u>583,199</u>
NON-CURRENT ASSETS			
Property, Plant and Equipment	15	38,508	44,254
Intangibles	20	552,922	596,914
TOTAL NON-CURRENT ASSETS		<u>591,430</u>	<u>641,168</u>
TOTAL ASSETS		<u>1,344,886</u>	<u>1,224,367</u>
LIABILITIES			
CURRENT LIABILITIES			
Trade and other Payables	16	637,259	216,125
Tax Liabilities	17	5,632	52,321
Employee Entitlements		24,740	62,988
Borrowings	18	73,000	73,000
TOTAL CURRENT LIABILITIES		<u>740,631</u>	<u>404,434</u>
NON-CURRENT LIABILITIES			
Borrowings	18	146,000	219,000
TOTAL NON-CURRENT LIABILITIES		<u>146,000</u>	<u>219,000</u>
TOTAL LIABILITIES		<u>886,631</u>	<u>623,434</u>
NET ASSETS		<u>458,255</u>	<u>600,933</u>
EQUITY			
Retained Earnings		600,933	750,255
Net Profit/(Loss) for the Year		(142,678)	(149,322)
TOTAL EQUITY		<u>458,255</u>	<u>600,933</u>

QUEENSLAND TOUCH ASSOCIATION Inc.
ABN 32 751 852 440

**NOTES TO THE FINANCIAL STATEMENTS
 FOR THE 12 MONTHS ENDED 30 JUNE 2018**

NOTE 1: SUMMARY OF SIGNIFICANT ACCOUNTING POLICIES

The financial statements are special purpose financial statements prepared in order to satisfy the financial reporting requirements of the Associations Incorporations Act of Queensland 1981. The Board has determined that the association is not a reporting entity.

The financial statements have been prepared on an accruals basis and are based on historical costs and do not take into account changing money values or, except where stated specifically, current valuations of non-current assets. The following significant accounting policies, which are consistent with the previous period unless stated otherwise, have been adopted in the preparation of these financial statements.

(a) Property, Plant and Equipment

Leasehold improvements and office equipment are carried at cost less, where applicable, any accumulated depreciation.

The depreciable amount of all PPE with the exception of Leasehold Improvements is depreciated over the useful lives of the assets to the association commencing from the time the asset is held ready for use.

(b) Impairment of Assets

At the end of each reporting period, the association reviews the carrying amounts of its tangible and intangible assets to determine whether there is any indication that those assets have been impaired. If such an indication exists, an impairment test is carried out on the asset by comparing the recoverable amount of the asset, being the higher of the asset's fair value less costs of disposal and value in use, to the asset's carrying amount. Any excess of the asset's carrying amount over its recoverable amount is recognised in the income and expenditure statement.

(c) Employee Provisions

Provision is made for the association's liability for employee benefits arising from services rendered by employees to the end of the reporting period. Employee provisions have been measured at the amounts expected to be paid when the liability is settled.

(d) Provisions

Provisions are recognised when the association has a legal or constructive obligation, as a result of past events, for which it is probable that an outflow of economic benefits will result and that outflow can be reliably measured. Provisions are measured at the best estimate of the amounts required to settle the obligation at the end of the reporting period.

(e) Cash and Cash Equivalents

Cash on hand includes cash on hand, deposits held at call with banks, and other short-term highly liquid investments with original maturities of three months or less.

(f) Accounts Receivable and Other Debtors

Accounts receivable and other debtors include amounts due from members as well as amounts receivable from donors. Receivables expected to be collected within 12 months of the end of the reporting period are classified as current assets. All other receivables are classified as non-current assets.

(g) Revenue and Other Income

Revenue is measured at the fair value of the consideration received or receivable after taking into account any trade discounts and volume rebates allowed. For this purpose, deferred consideration is not discounted to present values when recognising revenue.

Interest Income

Interest revenue is recognised using the effective interest method, which for floating rate financial assets is the rate inherent in the instrument. Dividend revenue is recognised when the right to receive a dividend has been established.

Grant and Donation Income

Grant and donation income is recognised when the entity obtains control over the funds, which is generally at the time of receipt. If conditions are attached to the grant that must be satisfied before the association is eligible to receive the contribution, recognition of the grant as revenue will be deferred until those conditions are satisfied, which is generally at the time of receipt.

QUEENSLAND TOUCH ASSOCIATION Inc.
ABN 32 751 852 440

NOTES TO THE FINANCIAL STATEMENTS
FOR THE 12 MONTHS ENDED 30 JUNE 2018

NOTE 1: SUMMARY OF SIGNIFICANT ACCOUNTING POLICIES (Cont'd)

Event Income

Event income is recognised when the events are performed. If fees are received in advance for events, it will be recorded as a deferred revenue amount net of the expenses and revenue in the balance sheet.

All revenue is stated net of the amount of goods and services tax.

(h) Goods and Services Tax (GST)

Revenues, expenses and assets are recognised net of the amount of GST, except where the amount of GST incurred is not recoverable from the Australian Taxation Office (ATO). Receivables and payables are stated inclusive of the amount of GST receivable or payable. The net amount of GST recoverable from, or payable to, the ATO is included with other receivables or payables in the assets and liabilities statement.

(i) Trade and Other Payables

Trade and other payables represent the liability outstanding at the end of the reporting period for goods and services received by the association during the reporting period, which remain unpaid. The balance is recognised as a current liability with the amounts normally paid within 30 days of recognition of the liability.

(j) Income Tax

The association is exempt from income tax under the provisions of Section 50-5 of the *Income Tax Assessment Act 1997*.

(k) Customer Intangibles

Customer intangibles acquired as part of a business combination are recognised separately from goodwill. The customer intangibles are carried at their fair value at the date of acquisition less accumulated amortisation and impairment losses. Amortisation is calculated based on the timing of projected cash flows over their estimated useful lives, which currently are estimated at five years.

(l) Goodwill

Goodwill is not amortised but it is tested for impairment annually, or more frequently if events or changes in circumstances indicate that it might be impaired, and is carried at cost less accumulated impairment losses.

Goodwill is allocated to cash-generating units for the purpose of impairment testing. The allocation is made to those cash-generating units or groups of cash-generating units that are expected to benefit from the business combination in which the goodwill arose. The units or groups of units are identified at the lowest level at which goodwill is monitored for internal management purposes.

QUEENSLAND TOUCH ASSOCIATION Inc.
ABN 32 751 852 440

NOTES TO THE FINANCIAL STATEMENTS
FOR THE 12 MONTHS ENDED 30 JUNE 2018

	12 Months Ended 30 Jun 2018	6 Months Ended 30 June 2017
	\$	\$
NOTE 2: MEMBERSHIP FEES		
Senior Team Affiliation	283,044	148,396
Junior Team Affiliation	106,326	30,624
Event Affiliation	3,840	-
	<u>393,210</u>	<u>179,020</u>
NOTE 3: EVENTS INCOME		
State Event Income	173,565	20,000
Junior Tour Income	106,099	36,969
Elite 8 Income	79,818	73,952
	<u>359,482</u>	<u>130,921</u>
NOTE 4: GRANTS		
Government Grants	300,000	150,000
Touch Football Australia Funding	35,000	35,000
Touch Football Australia - Rent Contribution	10,000	-
	<u>345,000</u>	<u>185,000</u>
NOTE 5: COMMERCIAL ACTIVITY		
Merchandising	1,571	-
Sponsorship	75,909	13,636
Premier and City Touch Income	759,049	384,634
BTF Event Income	211,067	108,771
BTF Affiliation	46,638	20,713
	<u>1,094,234</u>	<u>527,754</u>
NOTE 6: SPORT OPERATIONS		
Development	91,916	48,950
Course Income	41,284	19,620
	<u>133,200</u>	<u>68,570</u>
NOTE 7: OTHER INCOME		
Interest Income	3,458	1,651
	<u>3,458</u>	<u>1,651</u>

QUEENSLAND TOUCH ASSOCIATION Inc.
ABN 32 751 852 440

**NOTES TO THE FINANCIAL STATEMENTS
FOR THE 12 MONTHS ENDED 30 JUNE 2018**

	12 Months Ended 30 Jun 2018 \$	6 Months Ended 30 June 2017 \$
NOTE 8: OPERATING EXPENSES		
IT Expenses	2,128	1,675
Office Expenses	83,250	45,529
Meeting Expenses	45,435	15,631
Marketing and Promotions	7,730	12,740
Professional Fees	66,826	8,464
Vehicle Expenses	5,612	13,760
Bank Fees	2,231	1,275
Bad Debt Expense	25,000	-
Depreciation	15,696	7,008
Amortisation Expense	43,992	21,996
	<u>297,900</u>	<u>128,078</u>
NOTE 9: HUMAN RESOURCES EXPENSES		
Wages & Salaries	619,866	355,658
Other Employment Expenses	11,451	4,107
Superannuation	56,637	28,490
FBT Expense	-	3,227
	<u>687,954</u>	<u>391,482</u>
NOTE 10: MEMBER SERVICES		
Grants	154,166	80,364
	<u>154,166</u>	<u>80,364</u>
NOTE 11: EVENT EXPENSES:		
State Event Expenses	158,600	660
Elite 8 Expenses	137,605	128,741
Junior Tour Expenses	101,592	44,434
	<u>397,797</u>	<u>173,835</u>
NOTE 12: SPORT OPERATIONS		
Course Expenses	35,871	16,544
Development Expenses	98,700	46,835
Performance Pathways	8,014	2,221
Referee Performance	8,820	5,077
	<u>151,405</u>	<u>70,677</u>
NOTE 13: COMMERCIAL ACTIVITY		
BTF Expenses	176,838	103,449
Premier and City Expenses	605,203	294,353
	<u>782,041</u>	<u>397,802</u>

QUEENSLAND TOUCH ASSOCIATION Inc.
ABN 32 751 852 440

NOTES TO THE FINANCIAL STATEMENTS
FOR THE 12 MONTHS ENDED 30 JUNE 2018

	12 Months Ended 30 June 2018 \$	6 Months Ended 30 June 2017 \$
NOTE 14: CASH AND CASH EQUIVALENTS		
Cash Reserve	430,232	442,442
Cheque Account	56,261	44,185
Debit Cards	1,480	9,563
	<u>487,973</u>	<u>496,190</u>
NOTE 15: PROPERTY PLANT AND EQUIPMENT		
Plant and Equipment	40,625	36,870
Less Accumulated Depreciation	<u>(28,205)</u>	<u>(25,619)</u>
	<u>12,420</u>	<u>11,251</u>
Office and Computer Equipment	17,165	10,970
Less Accumulated Depreciation	<u>(9,559)</u>	<u>(2,569)</u>
	<u>7,606</u>	<u>8,401</u>
Motor Vehicle	41,990	41,990
Less Accumulated Depreciation	<u>(23,508)</u>	<u>(17,388)</u>
	<u>18,482</u>	<u>24,602</u>
	<u>38,508</u>	<u>44,254</u>
NOTE 16: TRADE AND OTHER PAYABLES		
Trade Creditors	471,888	69,831
Income in Advance	152,694	131,982
Superannuation Payable	<u>12,677</u>	<u>14,312</u>
	<u>637,259</u>	<u>216,125</u>
NOTE 17: TAX LIABILITIES		
GST	(6,714)	24,405
PAYG Withholdings Payable	<u>12,346</u>	<u>27,916</u>
	<u>5,632</u>	<u>52,321</u>
NOTE 18: RELATED PARTY TRANSACTIONS		
Board Member Related Entities		
Transactions between related parties are on normal commercial terms and conditions no more favourable than those available to other parties unless otherwise stated.		
During the 12 months ended 30 June 2018, the association made payments in the amount of \$124,358 (6 months ended 30 June 2017: \$30,267) to Inferno Sports for services. Inferno sports is a clothing company part owned by Chairman, Gavin Shuker. All transactions are entered under normal commercial terms.		

QUEENSLAND TOUCH ASSOCIATION Inc.
ABN 32 751 852 440

**NOTES TO THE FINANCIAL STATEMENTS
FOR THE 12 MONTHS ENDED 30 JUNE 2018**

	12 Months Ended 30 Jun 2018 \$	6 Months Ended 30 June 2017 \$
<u>Current</u>		
Touch Football Australia Loan	73,000	73,000
<u>Non-current</u>		
Touch Football Australia Loan	146,000	219,000
	<u>219,000</u>	<u>292,000</u>

NOTE 19: OPERATING LEASE COMMITMENTS

	\$	\$
<u>Minimum Lease Payments:</u>		
Payable within one year	50,000	50,000
Payable within one year and five years	141,667	141,667
Total Contracted at Balance Date	<u>191,667</u>	<u>191,667</u>

NOTE 20: INTANGIBLE ASSETS

	\$	\$
Goodwill	410,000	410,000
	<u>410,000</u>	<u>410,000</u>
Premier and City Touch Customer Contracts	220,000	220,000
Accumulated Amortisation	(77,078)	(33,086)
	<u>142,922</u>	<u>186,914</u>
	<u>552,922</u>	<u>596,914</u>

Movements during the year

	Customer Contracts	Goodwill
Opening balance	186,914	410,000
Premier and City Touch Business Combinations	-	-
Amortisation	(43,992)	-
Balance at 30 June 2018	<u>142,922</u>	<u>410,000</u>

Impairment tests for goodwill

Goodwill is monitored by management at the Association level for Premier and City Touch.

The association tests whether goodwill has suffered any impairment on an annual basis. The recoverable amount of a cash generating unit (CGU) is determined based on value-in-use calculations which require the use of assumptions.

The calculations use cash flow projections based on financial budgets covering a five-year period.

Cash flows beyond the five-year period are extrapolated using the estimated growth rates. These growth rates are consistent with forecasts included in industry reports specific to the industry in which each CGU operates.

**QUEENSLAND TOUCH
ASSOCIATION Inc.
ABN 32 751 852 440**

**Statement by Directors
FOR THE 12 MONTHS
ENDED 30 JUNE 2018**

The Board has determined that the association is not a reporting entity and that this special purpose financial report should be prepared in accordance with the accounting policies outlines in Note 1 to the financial statements.

In the opinion of the Board the Income and Expenditure Statement, Asset and Liabilities Statement and Notes to the Financial Statements:

1. Presents fairly the financial position of Queensland Touch Association Inc. as at 30 June 2018 and its performance for the 12 months ended on that date.
2. At the date of this statement, there are reasonable grounds to believe that the association will be able to pay its debts as and when they fall due.



Gavin Shuker
Chairman



Marni McGrath
Director



Tel: +61 7 3237 5999
Fax: +61 7 3221 9227
www.bdo.com.au

Level 10, 12 Creek St
Brisbane QLD 4000
GPO Box 457 Brisbane QLD 4001
Australia

INDEPENDENT AUDITOR'S REPORT

To the members of Queensland Touch Association Inc.

Report on the Audit of the Financial Report

Opinion

We have audited the financial report of Queensland Touch Association Inc. (the Entity), which comprises the asset and liabilities statement as at 30 June 2018 and the income and expenditure statement for the year then ended, and notes to the financial report, including a summary of significant accounting policies, and statement by committee members.

In our opinion the accompanying financial report presents fairly, in all material respects, the financial position of the entity as at 30 June 2018 and of its financial performance and its cash flows for the year then ended in accordance with the basis of accounting described in note 1.

Basis for opinion

We conducted our audit in accordance with Australian Auditing Standards. Our responsibilities under those standards are further described in the *Auditor's Responsibilities for the Audit of the Financial Report* section of our report. We are independent of the Entity in accordance with ethical requirements of the Accounting Professional and Ethical Standards Board's APES 110 *Code of Ethics for Professional Accountants* (the Code) that are relevant to our audit of the financial report in Australia. We have also fulfilled our other ethical responsibilities in accordance with the Code.

We believe that the audit evidence we have obtained is sufficient and appropriate to provide a basis for our opinion.

Emphasis of matter - Basis of accounting

We draw attention to Note 1 to the financial report, which describes the basis of accounting. The financial report has been prepared to assist Queensland Touch Association Inc. to meet the requirements of The Associations Incorporations Act 1981. As a result, the financial report may not be suitable for another purpose. Our opinion is not modified in respect of this matter.

Responsibilities of management and those charged with governance for the Financial Report

Management is responsible for the preparation and fair presentation of the financial report, and have determined that the basis of preparation described in Note 1 is appropriate to meet the requirements of The Associations Incorporations Act 1981 and for such internal control as management determines is necessary to enable the preparation and fair presentation of a financial report that is free from material misstatement, whether due to fraud or error.



In preparing the financial report, management is responsible for assessing the Entity's ability to continue as a going concern, disclosing, as applicable, matters relating to going concern and using the going concern basis of accounting unless management either intends to liquidate the Entity or to cease operations, or has no realistic alternative but to do so.

Those charged with governance are responsible for overseeing the Entity's financial reporting process.

Auditor's responsibilities for the audit of the Financial Report

Our objectives are to obtain reasonable assurance about whether the financial report as a whole is free from material misstatement, whether due to fraud or error, and to issue an auditor's report that includes our opinion. Reasonable assurance is a high level of assurance, but is not a guarantee that an audit conducted in accordance with the Australian Auditing Standards will always detect a material misstatement when it exists. Misstatements can arise from fraud or error and are considered material if, individually or in the aggregate, they could reasonably be expected to influence the economic decisions of users taken on the basis of this financial report.

A further description of our responsibilities for the audit of the financial report is located at the Auditing and Assurance Standards Board website (<http://www.auasb.gov.au/Home.aspx>) at:

http://www.auasb.gov.au/auditors_files/ar3.pdf

This description forms part of our auditor's report.

41

BDO Audit Pty Ltd

T R Mann
Director

Brisbane, 13 November 2018



QLDTOUCH.COM.AU