

ANNUAL REPORT 2019

QUEENSLAND TOUCH FOOTBALL





CONTENTS

04

Chairman's Report

11

Events

22

Sport Operations

06

Board & Management

16

Referees

31

Regions

08

CEO's Report

18

Performance & Pathways

38

Financial Analysis

The 2019 Queensland Touch Football Annual Report covers the period of July 2018 – June 2019.

CHAIRMAN'S REPORT

The 2018/2019 was a good year for Queensland Touch Football as the sport looked to provide stability across the state. As a Board, we continue to drive "Unite, Inspire, Grow" and strive to ensure the sport continues to align with our 2018-2020 strategic plan.

I thank the Board for their ongoing support, CEO Ben Mannion and his team for their dedication and hard work. I'd also like to thank Scott MacAllister and Jamie O'Connor for their service and Jamie's support in his role as CEO of Touch Football Australia.

There have been several achievements throughout the year. The 2018 Junior State Cup was the biggest event in the

Tournaments 23-year history a record 233 teams participating. The inaugural NRL Touch Premiership, which has been ground-breaking for our sport saw both the Men's and Women's Broncos teams making the NRL Touch Premiership Finals and the Men's winning. I look forward to seeing our sport continue to gain the recognition it deserves on the national sporting stage.

The State of Origin campaign was a devastating blow, Queensland were still unable to bring home the trophy. We narrowly lost the Origin, but the event was classed as the best run origin in the history of the tournament and set a benchmark for future events. Excitement is already building for the

2020 State of Origin, for what is sure to be another enthralling encounter.

Our organisation is supported through funding from the Queensland Government which is critical to the development and growth at all levels of the sport. I thank the Government and all other partners for their ongoing contribution. Lastly, I acknowledge and thank all players, officials, administrators and volunteers across the year – with your valued contribution and support, our sport continues to unite, inspire and grow.

Gavin Shuker
Chairman





BOARD OF DIRECTORS



GAVIN SHUKER
MEMBER ELECTED CHAIRMAN
Meetings attended 6/6



KEL LOCKYER
MEMBER ELECTED DIRECTOR
Meetings attended 4/6



MARK HENRICKSEN
MEMBER ELECTED DIRECTOR
Meetings attended 5/6



MARNI MCGRATH
MEMBER ELECTED DIRECTOR
Meetings attended 6/6



PETER TONG
MEMBER ELECTED DIRECTOR
Meetings attended 6/6



TROY MORGAN
MEMBER ELECTED DIRECTOR
Meetings attended 4/6




BILLY GRANT
MEMBER ELECTED DIRECTOR
Meetings attended 3/3

LIFE MEMBERS



PAT CARROLL
LIFE MEMBER



PAUL EGGERS
LIFE MEMBER



RUSSELL MOWLES
LIFE MEMBER



PETER MCNEVEN
LIFE MEMBER



BARRY DOYLE
LIFE MEMBER



ALAN SATCHELL
LIFE MEMBER



BILL KERR
LIFE MEMBER



BILL PIERCE
LIFE MEMBER



RICHARD MUNRO
LIFE MEMBER



RAY EUSTACE
LIFE MEMBER

QTF STAFF

THE QUEENSLAND TOUCH FOOTBALL STAFF TEAM CONSISTS OF:



BEN MANNION
CHIEF EXECUTIVE
OFFICER



GREG DENNY
GENERAL MANAGER
OPERATIONS



FIONA MEGGITT
BUSINESS AND
FINANCE MANAGER




RACHAEL STACEY
(NÉE GIBSON)
SPONSORSHIP AND PROJECTS
MANAGER



PETER BELL
PERFORMANCE AND PATHWAYS
MANAGER
(ceased employment November 2018)



TRISTAN MANA
PERFORMANCE AND PATHWAYS
MANAGER



BELINDA SHARPE
MARKETING AND
COMMUNICATIONS MANAGER
(ceased employment May 2019)



RACHAEL HARPUR
MARKETING AND
COMMUNICATIONS MANAGER
(commenced employment June 2019)



RAE BARKER
ADMINISTRATION SUPPORT OFFICER
(ceased employment July 2019)



JACK WHITELOCK
PROGRAMS AND
ADMINISTRATION OFFICER
(commenced employment June 2019)



RENEE SANDILANDS
CITY PREMIER TOUCH FOOTBALL
BUSINESS DEVELOPMENT MANAGER
(commenced employment September 2018)



JOANNE BLYTH
CITY PREMIER TOUCH FOOTBALL
COMPETITION MANAGER



TERRY MCSWEENEY
GAME DEVELOPMENT OFFICER



HANNA BRENNAN
GAME DEVELOPMENT OFFICER
(commenced employment January 2019)



DANIEL SARMIENTO
GAME DEVELOPMENT OFFICER
(commenced employment September 2018)

CEO'S REPORT

BEN MANNION



- Affiliates – committees, coaches, referees, volunteers.
- Regions – Director, sub-committees, Coaching Directors, Referee Directors etc.
- General Stakeholders – players, parents, coaches, supporters, public.

We received back just under 500 survey results which gave an excellent understanding of factual data from the sport. MSC then participated in 38 one-on-one stakeholder interviews with some of the most experienced people in the game, addressing some of the real issues. We then completed the data collection with six (6) Focus Group Sessions across the state with over 100 people participating in an open and honest discussion on how to take the game forward.

After all of the fact finding and data presented, a list of three (3) documents were prepared for the Project Reference Group (PRG) to consider and review. Moving forward we will work collaboratively and transparently with our members over the next 18 months and look to implement a post review communications strategy and implementation plan of the recommendations. I am sure there will be challenges ahead, but it's an exciting time to be a part of Touch Football in Queensland.

The QTF staffing structure has continued to grow to support the 2018-2020 Strategic Plan and we anticipate further growth over the next 18 months post Governance review. This will provide further resources to support the growth of touch football on the ground across the state. Since the departure of Scott McAllister last year, Greg Denny has filled the position of General Manager Operations and continues to strengthen and drive touch football operations in

Queensland. We have also welcomed a Business and Finance Manager, Fiona Meggitt who brings many years' experience, Rachael Harpur (Marketing and Communications and Program and Administration Officer, Jack Whitelock.

Financially, the sport has had some challenges here in Queensland as the need to resource and grow the sport has had to be offset by new revenues or increased opportunities around existing competitions. The operational plan to deliver this was placed on hold, particularly any increase in fees until after the Governance Review is completed. This has affected the overall position of the business. Additionally, the new accounting standards and the placement of our events has meant that commercial revenue sold within the year has had to be held over. While this has been a downside, there has been a number of great achievements throughout the past year. One of the upsides was the launch of our commercial strategy which has opened up new commercial partnerships and revenues to the business. During the past year, QTF has been able to partner with a number of organisations who have common values and provide benefits for QTF members.

QTF were proud to welcome on board the following partners during 2018-2019; College of Sports and Fitness, fisiocrem, Optus, DSA Images and All Sports Travel. QTF would like to thank the following partners for their continued support in; Inferno, STEEDEN, Fraser Coast Regional Council, Tourism and Events Queensland, Bundaberg Regional Council and Brisbane City Council.

A record 233 teams competed at the 2018 Junior State Cup event in Hervey Bay, the biggest in the tournament's 23-year history, with more than 3,500 players from across the state. This

In February 2019, Queensland Touch Football (QTF), in partnership with the Queensland State Government and Mclaughlin Sports Consultancy undertook a Governance, Constitution and Operating Model Review to better understand where we can improve, both on and off the field. It had been more than 12 years since we last reviewed our Constitution and looked to the support of Mclaughlin Sports Consultancy (MSC) who led the review.

Throughout this process, MSC was supported by the Project Reference Group which contained three QTF Directors, a Regional Board Director, Club President and Referees Director, a Regional Administrator and the QTF CEO. It also included feedback from Mullins Lawyers and members from the Department of Sport and Recreation.

Initially, MSC reviewed the internal operations and governance structure of the sport and compared to what we do to best practices including other sports both interstate and intrastate. MSC then prepared a survey that was distributed to three key areas of the sport.



is indicative of the strength in junior participation across the state, each year this event seems to get bigger and better. This event will remain in Hervey Bay until 2022 which brings approximately 10,000 visitors to the Fraser Coast region annually.

The inaugural NRL Touch Premiership was a game changer for touch football, and Queensland teams were prominent with the Broncos Men's taking out the 2018 Premiership in a challenging match against the Wests Tigers. Unfortunately, the Broncos Women suffered a heartbreaking loss in the final, however, both teams should be proud of their achievements. We thank the Brisbane Broncos, North Queensland Cowboys and Gold Coast Titans for their ongoing support of our Queensland teams, and we look forward to the seasons to come. The 2019 NRL Touch Premiership continues to thrive and reach a broader audience. The relationship with Kayo and Fox Sports has allowed the sport to become easily accessible and provided an opportunity to showcase the sport on a national stage.

In November, we held the 2018 State of Origin in our own backyard at Dolphin Stadium, Redcliffe, in partnership with Moreton Bay Regional Council and Redcliffe Dolphins Rugby League Club.

The rivalry between Queensland and New South Wales was contested in a three-game series across 14 divisions, culminating in the main event – the Men's and Women's Open series. The series was close with both states locked at five divisions all, with the Maroons needing to win three of the last four divisions to claim victory. Unfortunately, 2018 wasn't our year with only the Queensland Women's Open team victorious, so the shield was returned to the Blues, who ended the series with an 8-6 overall series win.

Our high-performance program continues to develop our players and officials. The Introduction of the 'Q Academy' has been instrumental to the sport and participation growth in Queensland. Led by Performance and Pathways Manager Tristan Mana, these programs across the state are driven to support grassroots participation and create identifiable representative pathway opportunities.

The Sporting Schools Program continues to be successful with a 39% increase in touch football participation from previous year, with terms 3 and 4 2018 with particularly strong growth. The number of field officers available to deliver sporting schools has also increased allowing touch football to

be introduced to more schools across Queensland.

Participation growth in Queensland remains challenging with a small decline in adult participation and a small increase in junior participation. Event participation however remains strong, with a continuing focus on junior events across all regions, good attendance of seniors at NTL's, regional and local events. One-off recreational events such as Casuarina Cup, Qld All Nations and Bundaberg Cup (seniors and juniors) continue to increase in popularity. School delivered programs and school managed competitions decreased somewhat and reflect the challenging demands of resources and its competitive sporting landscape.

Finally, I would like to thank our stakeholders for your participation and support throughout the Governance, Constitution and Operating Model Review to date. Thank you to all QTF staff and the Board of Directors for their tireless effort, leadership and support.

PARTNERSHIPS

2018 saw the launch of QTF's commercial strategy, which has opened up new commercial partnerships and revenues to the business. During the past year, QTF has been able to partner with a number of organisations who share common values and provide benefits for QTF members.

QTF were proud to welcome on board the following partners during 2018-2019; College of Sports and Fitness, fisiocrem, Optus, DSA Images and All Sports Travel. QTF would like to thank the following partners for their continued support in; Inferno, STEEDEN, Fraser Coast Regional Council, Tourism and Events Queensland, Bundaberg Regional Council and Brisbane City Council.

QLD Touch Football is supported through funding from the Queensland Government
"which is critical to the development and growth at all levels of the sport" - Chairman



**Queensland
Government**

ALL OF GAME PARTNERS



EVENT PARTNERS



Dedicated to a better Brisbane



EVENTS

JUNIOR STATE CUP 2018

"2018 WAS THE BIGGEST EVENT IN THE TOURNAMENTS 23-YEAR HISTORY"

A record 233 teams attended the 2018 Junior State Cup in Hervey Bay.

The 2018 event was the biggest in the tournament's 23-year history, with more than 3500 players from across the state hitting the fields at the Hervey Bay Sports Complex on July 12-14.

The event brought over 3500 participants, referees and team officials and approximately 10,000 visitors to the region across the week, which is a significant boost for the local economy.

QLD Touch Football would sincerely thank our event partners Fraser Coast Regional Council, Inferno and Hervey Bay Touch Association for assisting us in the delivery of this tournament."

Rockhampton and BMTA once again had a fierce battle with strong results in many age groups, however Rockhampton was too strong and claimed the Champion Large Affiliate Award.

GRAND FINAL RESULTS

Under 10 Girls

BMTA 2 d Redlands 1
Player of the Final: Aria Chadburn (BMTA)

Under 10 Boys

Coomera 4 d BMTA 3
Player of the Final: League Tua (Coomera)

Under 12 Girls

BMTA 4 d Coomera 3
Player of the Final: Rhani Hagan (BMTA)

Under 12 Boys

Gold Coast 4 d Rockhampton 3
Player of the Final: Lennox Teika (Gold Coast)

Under 14 Girls

BMTA 4 d Rockhampton 3
Player of the Final: Amelia Chadburn (BMTA)

Under 14 Boys

Gold Coast 8 d Rockhampton 6
Player of the Final: Kyah Castles (Gold Coast)

Under 16 Girls

Redlands 4 d Rockhampton 3
Player of the Final: Shatalii Mooney-Stack (Redlands)

Under 16 Boys

Rockhampton 7 d Coomera 6
Player of the Final: Flynn Kelso (Rockhampton)

Under 18 Girls

Gold Coast 2 d BMTA 1
Player of the Final: Brooke English (Gold Coast)

Under 18 Boys

Rockhampton 8 d Gold Coast 3
Player of the Final: Baillie List (Rockhampton)

Kerry Norman Award: Marama Thomas (Gold Coast 18 Girls)

Scott Notley Award: Tom Bannister (Toowoomba 18 Boys)

Affiliate Awards

Small Champion Affiliate: Arana
Medium Champion Affiliate: Coomera
Eggers/Mowles Champion Affiliate: Rockhampton



233 TEAMS



28 AFFILIATES



3500+ PARTICIPANTS



450 GAMES



3 DAYS



21 FIELDS



237 REFEREES



10000+ VISITORS TO THE HERVEY BAY REGION

EVENTS

JUNIOR STATE CHAMPIONSHIPS 2018

The 2018 Junior State Championships was held at Brisbane Metropolitan Touch Association, Whites Hill Sports Complex, Camp Hill on August 24-26, with 36 teams from six regions competing across Under 12, 14 and 16 Boys and Girls divisions.

The Brisbane Cobras hoped to have the home ground advantage to help them secure their first regional championship but reigning champions South Queensland and Border Districts, were just too strong once again, claiming a seventh-straight title in a rain-soaked final day at the Queensland Junior State Championships.

Following heavy downpours overnight and across the morning, the finals format was changed with semi-finals and grand finals shortened to 25 minutes, and several fields were closed at the Whites Hill Sports Complex. Despite the poor playing conditions, the state's best junior players turned on some brilliant performances and nail-biting results.

Host region Brisbane Cobras claimed a clean sweep over the South Queensland Sharks in the Under 12 division, with a 3-1 win in the Girls and 4-3 in the Boys.

The Sharks hit back in the Under 14 Girls with a 4-3 win over the Cobras, while the Central Queensland Bulls remained undefeated in the Under 14 Boys, defeating the Cobras 5-2.

The Under 16 Girls grand final had the crowd on the edge of their seats, with the Sharks edging out the South West Queensland Swans with a last-minute 4-3 win.

The North Queensland Cyclones claimed the Under 16 Boys title with a 3-2 win over the Bulls.

The Sharks (42) won the Shuker-Williams Trophy for Champion Region

by the narrowest of margins, just two points clear of the Cobras (40).

GRAND FINAL RESULTS

Under 12 Girls

Cobras 3 d Sharks 1
Player of the Final: Kaydynce Hohaia Katene (Cobras)
Player of the Tournament: Kaydynce Hohaia Katene (Cobras)

Under 12 Boys

Cobras 4 d Sharks 3
Player of the Final: Kayliss Brown (Cobras)
Player of the Tournament: Kayliss Brown (Cobras)

Under 14 Girls

Sharks 4 d Cobras 3
Player of the Final: Maya Sheil (Sharks)
Player of the Tournament: Tayla Sykes (Cobras)

Under 14 Boys

Bulls 5 d Cobras 2
Player of the Final: Jardel Bob (Bulls)
Player of the Tournament: Jardel Bob (Bulls)

Under 16 Girls

Sharks 4 d Swans 3
Player of the Final: Shatalii Mooney-Stack (Sharks)
Player of the Tournament: Emmy Paki (Bulls)

Under 16 Boys

Cyclones 3 d Bulls 2
Player of the Final: Shameus Edwards (Cyclones)
Player of the Tournament: Patrick Crow (Bulls)

Shuker-Williams Trophy – Champion Region
SQBD Sharks – 42 points
Brisbane City Cobras – 40 points
CQ Bulls – 37 points





Merit Teams

The Under 12 Boys and Girls Merit Teams were announced at the completion of the tournament and are listed below. Junior Cowboys, Junior Broncos and Junior Titans development teams in the Under 14 and 16 age groups were also selected at the event. The selected players were invited to attend the Youth Development camp on the Sunshine Coast.

Under 12 Girls Merit Team

Kaydynce Hohaia Katene, Natalea Elias (Cobras)
Ella Searston, Abbie Smith (Sharks)
Lilla Pratt, Olivia Jenkins (Bulls)
Alla Christensen, Lilly Stubbins (Pineapples)
Abbey Wardle, Sophie Bender (Swans)
Zoe McCarron, Trista Lyon (Cyclones)

Under 12 Boys Merit Team

Kayliss Brown, Mason Glover (Cobras)
Kaea Murray, Jack Rasmussen (Sharks)
Curtis Seierup, Cooper Broadhurst (Bulls)
Sam Watson, Kane Hammermeister (Pineapples)
Tyler Madden, Bailey Deakin (Swans)
Cameron Kolb, Logan Pott (Cyclones)

Junior Development Teams

Under 14 Girls Cowboys

Tylin Guthrie, Tarni Anderson, Hannah Jenkins, Lalekqua Songoro, Nicola Scarpelli, Kaliah Bob, Sophie Smith, Hannah Leggett (CQ Bulls).
Madeline Mathews*, Thalia Clarke, Montaya Hudson, Madeleine Wallace, Aimee Angus, Tanley Rowe, Jemma Dinges (NQ Cyclones).
Shadows: Brooke Vella, Mischa Oliver (NQ Cyclones), Ella Peacock, Taylor Cavanagh (CQ Bulls).

Broncos

Brianna Kidd, Tia McLellan, Casey Dobson, Madeline Dwyer, Charli Smith, Trinity Keirnan (SC Pineapples).
Caitlyn Blade*, Amelia Chadburn*, Chloe Nikola, Billie Manns, Ashlyn Grant, Ellaye Te Namu, Charlotte Vandermeer, Greta Johannesen, Emma Holden, Tayla Sykes (BC Cobras).
Shadows: Aaliyah Taylor, Holly Barr (BC Cobras), Amelie Woo, Scarlett Ware (SC Pineapples).

Titans

Maya Sheil, Lily Buchanan, Harmony Perry, Courtney Addams, Brooklyn Ross, Sierrah Dawson, Tahlee Groth (SQBD Sharks).
Demi Ashurst, Isabelle Reed, Holly Willmington, Emmerson Hamblin,

Chloe Ellem, Emma Schuh, Tahlia Marshall (SWQ Swans).
Shadows: Kate Ellem, Jada Broderick (SWQ Swans), Maddison Twin, Brooklyne Schmid (SQBD Sharks).

Under 14 Boys Cowboys

Jardel Bob*, Jaiden Green, Liam Barnes, Jack Wakeman, Ethan Boswood, Tana Martin, Jackson Tews, Connor Guley, Ethan Wood, Angus Gabriel, Tye Comiskey (CQ Bulls).
Matthew Hunter, Sean Bourke, Daniel Murtha, Macauly Wake (NQ Cyclones).
Shadows: Ryan McCarron, Jaxen Yow, Koby Townsend (NQ Cyclones).

Broncos

Zayne Miller, Cooper Clark, Marco DeRossi, Tulloch McLellan, Jack Baumgart, Jona Verrills, Bailey Sawtell (SC Pineapples).
Jai Charlton, Tauhara Chase, Zac O'Malley, Benjamin Ross, Denzil Perkins, Bowman Jackson Jacobs, Te Ohorei Totorewa (BC Cobras).
Shadows: Calen Wiremu, Ramaani Chase (BC Cobras), Jedd Thomson, Lachlan Zelinski (SC Pineapples).

Titans

Kobie Mackey-Taylor, Kaiyah Castles, Raydyn Haeata, Luke Smith, Charles Menzies, Tyrese Hughes, Tyrone Smith (SQBD Sharks).

Blaise Predergast, Macauley Nolan, Matthew Moore, Jacob Madden, Jay Scofield, Riley Madden, Kade Warren (SWQ Swans).

Shadows: Harrison Whitehouse (SWQ Swans), Kalani Sione, Jakai Harding, Bailey Robb (SQBD Sharks).

Under 16 Girls**Cowboys**

Laura Guley*, Emmanita Paki*, Sophie Duff*, Abbi Sandilands, Natalie Marks, Ella Bourke, Georgie Hare, Ruby Frost, Jaya Acutt, Abigail Hills, Natalie Brandon (CQ Bulls).

Trinity Condon, Meckensie Hudson, Ashlyn Stevenson, Josie Ross, Chelsea Munns, Felicity Archer (NQ Cyclones).

Shadows: Emily Batten (NQ Cyclones), Gabrielle Fitzgerald, Abby Dendle, Jade Garland (CQ Bulls).

Broncos

Emily Campbell*, Remi Hinckesman, Samara Robinson, Lilli Finger, Laiken Clark, Vanessa Fairey, Tenay Eyre, Paige Robinson (SC Pineapples).

Tyler Beazley, Madison Kefu, Naomi Perrier, Isabella Nasser, Bridie Spain, Paige Fowke, Milica Vukadin (BC Cobras).

Shadows: Claire Gould, Lillyana Hyde (BC Cobras), Lara Sodhi, Emily Neilson (SC Pineapples).

Titans

Renae Nona, Shajuat Aila, Shatalii Mooney-Stack, Mackenzie Doyle, Bella Allan, Malia Morgan, Emma Wilson (SQBD Sharks).

Georgia Bartlett*, Jada Ferguson, Emily Stenzel, Milly Neville, Rory Owen, Renee Duff, Camryn Marini, Chanay McKee (SWQ Swans).

Shadows: Ashlee Verrall, Alex McDonald, Macie Brown (SWQ Swans), Nikkita Holloway-Samuels, Stephanie James, Faith Tutauha (SQBD Sharks).

Under 16 Boys**Cowboys**

Flynn Kelso*, Patrick Crow*, Brayden Huggers*, Nathaniel Hannay*, Zayne Cox*, Jacob List, Steven Roser, Matthew Long, Jason Stanhope, Lachlan Black, Harrison Bray, Blake Vincent (CQ Bulls).



Shameus Edwards*, Clay Smith, Bradley Pardon, Jake Bourke, Jack Thomas, Thomas Olsen, Maverick Pegoraro, Luke Maye (NQ Cyclones).

Broncos

Isaiah Levi, Brock Long, Logan Keirnan, Matthew Pearce, Jaxson McKellar, Ryan Christensen, Will Lawrence, Aiden Skea (Sunshine Coast Pineapples).

Brock Ashton, Brandon Wong, Caleb Madders, Alex Condon, Cody Vickers, Chicago Subritzky (Brisbane City Cobras).

Shadows: Tylah Ah Boo, Pahiva Khoen (BC Cobras), Matt Berry, Niles

Hayward (SC Pineapples).

Titans

Ben Moore*, Casey Harding*, Joshua Munckton, Taylar Skinner, Ediq Ambrosyev, Naku Needham-Brown, Zane Jeffries, Trent Shore, Max Crisp (SQBD Sharks).

Nicholas Taber, Sam Walker, Joshua Reid, Jordan Du toit, Torey Kirby, Ramon Mutch, Kedan Chan-Tung (SWQ Swans).

Shadows: Jesse Campbell, Mitch Eddie, Jed Hill (SWQ Swans) Rhys Laurence (SQBD Sharks).

**36 TEAMS****6 REGIONS****450+ PARTICIPANTS****3 DAYS****21 FIELDS****49 REFEREES**

EVENTS

BUNDABERG CUP 2019



62 TEAMS



**1000+ VISITORS
TO THE BUNDABERG REGION**



2 DAYS

The 2019 Bundaberg Cup was the biggest yet with over 62 teams entered in the two-day competition.

The event which is held in conjunction with Touch Football Australia saw a dramatic increase in Junior participants and brought over 1000 people to the region.

We would like to thank our partners, Tourism Events Queensland, Bundaberg Regional Council and Bundaberg Touch Association for their continued support of the Bundaberg Cup, and we look forward to heading back to the region in 2020.



REFEREES

Once again, the year can be reflected on as one of the busiest years for our referees and referee coaches. The efforts, commitment, dedication and sacrifices made by referees must be acknowledged in attending Affiliate, Region, State, National and International duties as the expectation from the sport is to have the best referees to officiate the game.

Our elite referees performed exceptionally well at the 2019 FIT World Cup with seven (7) referees appointed to Grand Final games. An outstanding performance by Fiona Quinn saw her ranked as the World's No 1 Senior Female Referee, a great achievement.

The NRL Touch Premiership expanded its competition providing further opportunities for referees to be exposed at an elite level.

NRL Touch Premiership: Brett Freshwater, Luke McKenzie, Brad Smith, Anthony Smith, Denise Weir, Michael Littlefield, Fiona Quinn, Chris Benstead, Adam Hogan, Lachlan Freshwater, Darren Couper, Aaron Searston and Jason Miller.

At National Level, 12 Referees were successful in being appointed to Grand Final games. The performance of these referees were further rewarded with the inclusion into Touch Football Australia's High Performance Referee Program squads/events:

- TFA National Referee Squad: Brett Freshwater, Luke McKenzie, Brad Smith and Anthony Smith
- TFA Emerging Referee Squad: Michael Littlefield, Aaron Searston, Denise Weir, Chris Benstead and Lachlan Freshwater
- TFA Masters Referee Squad: Renee Flach, Scott Marsh, Fiona

Quinn and Paul Sullivan

2018/2019 Event Snapshot:

- QTF Junior State Cup – 237 Referees
- QTF Junior State Championships – 49 Referees
- NYC/NSC 2019 – 31 Referees
- NTL – 53 Referees
- FIT World Cup – 25 (Qld based)
- All Schools – 200+ Referees
- QSST Championships
- Regional Championships

Referee Upgrades:

TFA Referee Badge Level 4 – 2019

- Andrew Davis
- Andrew Tinney
- Bailey Sloman

- Cassie Lee
- David Bowtell
- John Hamstra
- Josh Fitzgerald
- Kane Stockill
- Kylie Hahipene
- Lachlan Carey
- Marc Jordan
- Max Orchard
- Michael Freeman
- Mitch Alexander
- Paige Bowtell
- Patrick Perrier
- Reef Gilbert-Marino
- Tamaranga Charm – Robinson
- Vincent Prasad
- William Schatz
- Zoe Genrich
- Craig Jeffs (Senior)
- Damien Miller (Senior)





- John Camilleri (Senior)
- Katrina Hughes (Senior)
- Mark Sporule (Senior)
- Michale Genrich (Senior)
- Rebecca Buzacott (Senior)
- Shobna Moore (Senior)

TFA Referee Badge Level 5 – 2019

- Trevor Schelberg
- Aaron Foxover
- Riley Prendergast
- Chelsey Willks

TFA Referee Badge Level 6 – 2019

- Rachael Dilger
- Bree-Ann Lo Grande
- Campbell Muir
- Jordan Randle
- Craig Butler (Senior)

I must thank the many people assisting at affiliate, region and state level with referee development over the past year. The Referee Management Team and State Referee Panel have also been instrumental through their support, knowledge and coaching in achieving the goals of referees. I also wish to thank the QTF Staff with their continued support to the referee arm of our sport.

Dave Field
Director of Referees



PERFORMANCE & PATHWAYS

It has been a very exciting and successful year in the area of Performance and Pathways with our junior and youth teams continuing their dominance across all competitions at both School and Affiliate environments. The High-Performance team has experienced success with both Men's and Women's Broncos teams making the NRL Touch Premiership Finals and the Men's winning. Whilst the State of Origin event held at Redcliffe was shown to set the standard in what is expected from an event host, Queensland were still unable to bring home the trophy narrowly losing the overall State of Origin title.

STATE OF ORIGIN

The 2018 State of Origin was played in November 2018 at Redcliffe Stadium. Queensland were close to winning the overall title with results coming down to the last round of games and New South Wales narrowly beating Queensland. The greatest challenge for Queensland was in the master's divisions where New South Wales had superior playing numbers to select State teams and Queensland in some teams had less than 20 players to pick a team from. There needs to be a greater focus on off-field support for all teams with training preparation and conditioning programming. Coaches and Managers have been appointed for the 2020 State of Origin which will be played in Coffs Harbour in June 2020. Talent Identification (TID) and selections will occur at the 2019 QLD State Cup and 2020 National Touch League.

Queensland were victorious in the following divisions – Women's Opens (2-1), Women's 30s (2-1), Women's 40s (3-0), Men's 20s (3-0), Men's 30s (2-1), and Men's 35s (3-0). Congratulations to the Queensland Players of the Series winners, including Jodie Gair (W40s), Aaron Jones (M35s), Kelly Kennedy (W30s), Michael Baartz (M30s), Blake Moore (M20s) and Paige Parker (WO). Thank you to all our 2018 State of Origin staff.

DIVISION RESULTS

- M55s:** 2-1 NSW. G1, NSW 5 – 6; G2, NSW 2 – 5; G3, QLD 3 – 2.
M50s: 3-0 NSW. G1, NSW 5 – 7; G2, NSW 3 – 4; G3, NSW 3 – 4.
M45s: 3-0 NSW. G1, NSW 5 – 8; G2, NSW 3 – 4; G3, NSW 1 – 5.
W40s: 2-1 QLD. G1, QLD 3 – 1; G2, QLD 5 – 3; G3, NSW 0 – 2.
M40s: 3-0 NSW. G1, QLD 5 – 12; G2, NSW 3 – 6; G3, NSW 4 – 8.
W35s: 2-1 NSW. G1, QLD 4 – 3; G2, NSW 1 – 3; G3, NSW 0 – 6.
M35s: 3-0 QLD. G1, QLD 7 – 6; G2, QLD 9 – 5; G3, QLD 11 – 5.
W30s: 2-1 QLD. G1, NSW 5 – 8; G2, QLD 11 – 10; G3, QLD 6 – 2.
M30s: 2-1 QLD. G1, NSW 8 – 9; G2, QLD 11 – 7; G3, QLD 6 – 3.
W20s: 2-1 NSW. G1, NSW 3 – 7; G2, QLD 6 – 3; G3, NSW 3 – 5.
M20s: 3-0 QLD. G1, QLD 4 – 2; G2, QLD 9 – 5; G3, QLD 5 – 4.
Mixed Open: 2-1 NSW. G1, QLD 9 – 8; G2, NSW 6 – 7; G3, NSW 5 – 7.
W Open: 2-1 QLD. G1, QLD 9 – 7; G2, NSW 7 – 10; G3 – QLD 8 – 2.
M Open: 2-1 NSW. G1, NSW 7 – 8; G2, QLD 8 – 6; G3, NSW 9 – 12.

APPOINTMENTS

DIVISION	HEAD COACH	ASSISTANT COACH	MANAGER
OPEN MENS	Phil Gyemore	Chris Loth	Gary Benbow
OPEN WOMENS	Craig Morrow	Paul Cobham	Leanne Bauer
OPEN MIXED	Charles Borg	Tristan Mana	Karlie Playne
Mens 20s	Jason Boyd	Dave Parker	John Morris
Womens 20s	Renee Murphy	Leasha Thouard	Jody English
Mens 30s	Col Beckitt	Tim Villalba	Ben Veronese
Womens 30s	Geoff Hooper	Billy Dorrick	Ashleigh Soloman
Mens 35s	Peter Robinson	Mark Philips	Brad Shine
Womens 35s	Mick Kelly	Brenda Rackemann	Jackie Morris
Mens 40s	Jassy Bhullar	Michael Zitha	Moses Choy
Womens 40s	John Bourke	Shane Crotty	Lisa Baisden
Mens 45s	Nick Pecchiar	David Bonser	Graham Weston
Mens 50s	Hank Solien	Pete Shefford	Marie Solien
Mens 55s	Kev Hickey	Ross Pugliese	Gary Welburn



JUNIOR DEVELOPMENT CAMP

The Queensland Junior Development Camp was once again held at Currimundi on the Sunshine Coast in April 2019 with 180 junior athletes in attendance. The weekend was affected by the heavy representative calendar as the Touch World Cup and NRL Touch Premiership clashes meant elite coaches and players were unable to attend.

The program included:

- The Elite Induction – Justin Otto (Broncos) and Kingston Lamberg (Titans)
- Chancellor Fitness Test – all athletes, players and referees
- Priority 6 drills for coach mentoring and player development through skill assessment
- Head to head competition between the Permits as single gender and mixed teams
- Reporting feedback to all players at the conclusion of the camp
- The Camp provides key outcomes including:
- Professional development of regional coaches
- Greater exposure of youth athletes to quality coaching and current elite game systems and concepts
- TID of youth athlete's potential to progress to the next level
- TID of coach's potential to

progress to the next level

- Identification of areas of deficiency in both players and coaches in order to further plan for improvement

The 2020 Junior Development Camp has been rebranded as the Q Youth Academy and relocated to the BLK Performance Centre on the Gold Coast. The event has also been moved to February to allow the Elite Coaches & Players to attend.

JUNIOR STATE CUP

The 2018 Junior State Cup reflected the growth of the sport in the affiliates. This year's event saw record numbers and together with the Qld All Schools, is a litmus test for the health of our sport.

TID was conducted for the first time to provide data as to the depth of talent as well as ensuring equitable opportunities for youth players. A "Yellow card" system was also introduced to ensure positive outcomes for referees but also to ensure that coaches and players alike adhered to Code of Conduct which in turns makes for a more positive enjoyable experience.

Overall, a successful event with the quality of performance (coaching and playing) improving all the time.

QLD ALL SCHOOLS

Significantly in 2018, a collaboration agreement was formed between Qld All Schools, Touch Football Australia, and Queensland Touch Football. This effectively sees the event as a QTF event.

Consequently, we are now able to secure positive outcomes that are mutually beneficial. This includes establishing a clear link between the Qld All Schools competition and the community Regional All Schools.

Also, as a result of securing this event within a suite of QTF events, greater leverage for involvement and contribution from sponsors and government authorities is expected. Already the Brisbane City Council has come on board as an event sponsor, which effectively sees advantages for the local affiliate (BMTA) and the venue of Whites Hill. The assistance with ground maintenance and restoration by the council is timely given the number of touch events at Whites Hill in 2018.

JUNIOR STATE CHAMPIONSHIPS

The Junior State Championships saw TID carried out across the 14s and 16s divisions. The process saw Elite 8 coaches and players assist the regional coaches in identifying the best players across the two regions making up the permit in order to select the QTF development teams.

Twelve teams were subsequently selected – 6 boys and 6 girls teams – and these teams attended the QTF development camp from 29 – 31 March 2019 on the Sunshine Coast.

This continues the Junior Broncos, Cowboys and Titans concept and it has been well supported by the parents of those players chosen with a steady flow of acceptances being received.

NATIONAL YOUTH CHAMPIONSHIPS

Queensland teams again performed well at these Championships with both Qld 18s teams (boys & girls) securing the National title. The NYC was extremely successful for all Qld Fire and Qld Regional teams and further points to the fact that our development pathway in Queensland is working. In a nutshell Qld can boast not only to be National Champions in the 18s age group, but importantly, that our second-tier groups are raising the bar also.

The efforts by our regions is essential to the on-going development and critically, is playing its part in ensuring

we widen the development base in the youth sphere.

Clearly this has been and continues to be the reason why we are outperforming the blues (and everyone else including the kiwis) who removed their regions some time ago. The challenge of playing at a National Championships against the best including Qld, NSW, and NZ teams is an experience that many kids may never get.

QTF plans to build on this concept in the next few years to further enhance development opportunities for both coaches and players at the youth level.

Q ACADEMY

2019 saw the inception of the Q Academy and has created an opportunity to provide touch football content to all layers of the community whilst generating a revenue stream for further development of the Performance and Pathways division.

The Q Academy has rolled out four new initiatives including the Holiday, Development and Performance Academies. The Junior Development Camp has been rebranded as the Q Youth Academy and the Coach Development Program has been rolled out.



NRL TOUCH PREMIERSHIP

2018

A great result for us in the inaugural NRL Touch premiership with both Broncos teams making finals and the Men's winning. Our three permits were all very competitive in the NRL Touch Premiership and were significantly challenged by the format and travel commitments during the series.

A lot of positive feedback surrounded the concept and watching our athletes perform on television in the context of the NRL season was a massive plus for the sport both here in Queensland and nationally.

The process for appointment of Coaches for the expanded NRL Touch Premiership in 2018 was conducted with the following appointments.

APPOINTMENTS

2018	MEN'S		
	HEAD COACH	ASSISTANT COACH	MANAGER
COWBOYS	Phil Gyemore	Tim Villalba	Justin Mitchell
TITANS	Chris Loth	Tristan Mana	Brendan Jones
BRONCOS	Jason Boyd	John Beesley	Tyrone Bruce
2018	WOMEN'S		
	HEAD COACH	ASSISTANT COACH	MANAGER
COWBOYS	Swain Rovelli	Mitch Smith Col Beckitt	
TITANS	Renee Murphy	Leasha Thouard	Brenda Rackemann
BRONCOS	Lucas Feldman	Craig Morrow	Michael Baartz

2019

The 2019 NRL Touch Premiership in its full competition format was a huge success for Queensland with the Broncos Women's and Cowboys Men's teams winning the titles and reinstating Queensland at the top of the toughest competition in the nation. In a very time precious environment, the Premiership wasn't without its logistical challenges from game 1 in April to the Grand Final in August. The Coaches were exposed to the rigours of week in week out high-performance competition expectations and players were challenged with having to balance their families and jobs up against travelling to play.

The 2019 season was capped off with Hayley Maddick from the Broncos Women's team being awarded the NRL Touch Premiership Women's Most Valuable Player receiving the Dally M Medal.

FINAL COMPETITION STANDINGS:

NRL Touch Premiership – Premier Women's

1. Broncos
2. Eel
3. Titans
4. Tigers
5. Knights
6. Warriors
7. Cowboys
8. Roosters

NRL Touch Premiership – Premier Men's

1. Cowboys
2. Knights
3. Tigers
4. Titans
5. Warriors
6. Broncos
7. Eels
8. Roosters

2019	MEN'S			WOMEN'S		
	HEAD COACH	ASSISTANT COACH	MANAGER	HEAD COACH	ASSISTANT COACH	MANAGER
COWBOYS	Phil Gyemore	Tim Villalba	Dan Withers	Craig Morrow	Gavin Shuker	Anita Hagarty
TITANS	Chris Loth	Leon Skinner	Troy Skinner	Renee Murphy	Belinda McCormick	Brenda Rackemann
BRONCOS	Jason Boyd	Michael Baartz	Tyrone Bruce	Leasha Thouard	Leanne Bauer	Sharon Martin



PERFORMANCE & PATHWAYS PLAN

The development focus for 2020 is the Coach Development Program at Queensland Touch events such as Junior State Cup, Junior State Championships, All Schools and State Cup. This would see coaching support offered pre-event, during the event and post event and would allow QTF to monitor all tiers of coaches for both delivery and content quality. This program would take an aligned focus with the current Referee Coach Program and would be an important investment in the development of the game of touch in Queensland.

The high-performance target will be the State of Origin with the primary focus ensuring the right people are overseeing their speciality areas from selections, coaching, nutrition, conditioning, video analysis, sport science and recovery.

I have enjoyed my first term with QTF in the Performance and Pathways role and look forward to state-wide collaboration through Touch Football education whilst maintaining our dominance of success celebrated throughout 2019.

Tristan Mana
Performance & Pathways Manager

SPORT OPERATIONS



PARTICIPATION GLOSSARY

FULL ACTIVE MEMBERSHIP

Members who have access to the full range of program and services offered by the organisation or their affiliated club or association, as a participant, coach or official. Junior and adult.

PROGRAM PARTICIPANTS

Members/participants who have access to a limited range of programs and services offered by the organisation or their affiliated club or association as a participant.

EVENT PARTICIPANTS

Participants who pay a fee per event to participate in the activity and receive limited other services from the organisation. This type of participant pays no formal membership fee and may not have access to programs and services of the state organisation.

SCHOOL DELIVERED PROGRAMS

Participants involved in regular competitions, programs or championships events organised by national or state organisations and may be conducted at a school facility. These include fee for service or free of charge services.

SCHOOL MANAGED PROGRAMS

Participants involved in events, competitions or programs organised primarily by schools that are not directly organised by the national or state organisation, instead informal or formal agreements may exist and be supported by the affiliated structure.

ACCREDITED VOLUNTEER PROGRAMS

Participants who participate in recognised sport education courses that receive formal accreditation.

PARTICIPATION

Touch football operates in a rapidly changing environment, with an ever-increasing variety of sport, recreation and entertainment options available to individuals. Touch football continue to face strong competition in the social offerings and alternate non-contact game formats.

The successful introduction of NRL League Touch, in collaboration with the NRL and QRL, also provides an alternate touch football product in the marketplace. Our commercial competitions remain a strong focus for us, and we will use these competitions to test the market on alternative models and service delivery.





Overall, participation growth in Queensland remains challenging, with a small decline in adult participation and a small increase in junior participation. 2018-19 has been a year of consolidation with a focus on strengthening adult participation, and positively we have seen pockets of growth, while continuing to see growth in junior participation in most regions.

Event participation, however, remains strong, with a continued focus on junior events across all regions and strong attendance of seniors at the National Touch League (NTL), regional and local events. One-off recreational events such as the Casuarina Cup, Qld All Nations and Bundaberg Cup

(seniors and juniors) continue to increase in popularity.

School-delivered programs and school-managed competitions decreased somewhat and reflect the challenging demands of resources and its competitive sporting landscape. Touch football however remains an extremely popular mixed-gender non-contact participation opportunity for schools, highlighted through the significant participant numbers at the Qld All Schools, Qld Primary All Schools and regional schools (primary and secondary) events.

All of these opportunities require a dedicated network of volunteers,

officials, coaches, field officers and teachers to make touch football happen. A special thanks to the thousands of volunteers that make this possible!

The categories below have been defined as the key pillars in which participation in sport is reported against by Touch Football Australia (TFA), in line with Sport Australia and Queensland State Government. The table below identifies key development outcomes achieved during the previous 12-month period from 1 July 2018 – 30 June 2019, followed by a comparison of the previous year's participation numbers in senior and junior full active memberships.

PARTICIPATION 2018/19



JUNIOR
PARTICIPANTS
31,624



0.25%
INCREASE
JUNIOR
PARTICIPATION
GROWTH



ADULT
PARTICIPANTS
48,559



19.3%
INCREASE
PROGRAMS
PARTICIPATION
GROWTH
1,584
PARTICIPANTS



VOLUNTEERS
1,322



13.7%
INCREASE EVENT
PARTICIPATION
3,157
PARTICIPANTS

4,325
TOTAL TEAMS



24,786
PARTICIPANTS
SCHOOL DELIVERED
PROGRAMS/
MANAGED
COMPETITIONS

PARTICIPATION CATEGORY	2014/15	2015/16	2016/17	2017/18	2018/19
1. Adult Participants - Full Active Membership	60,627	59,670	52,223	49,703	48,559
2. Junior Participants - Full Active Membership	26,460	27,630	30,128	31,500	31,624
3. Program Participants	3,188	4,651	7,255	8,185	9,769
4. Event Participants	13,311	21,575	22,939	25,667	29,184
5. School Delivered Programs	15,565	17,329	27,995	18,152	15,471
6. School Managed Competitions	4,391	5,965	10,715	12,903	9,315
7. Accredited Volunteer Participants	1,033	1,166	1,316	1,349	1,322
TOTAL PARTICIPATION	124,575	137,986	152,571	147,459	145,244
SCHOOLS AND JUNIORS	46,416	50,924	68,838	62,555	56,410

ADULT PARTICIPATION

FULL ACTIVE MEMBERSHIP



2.4%
INCREASE
BRISBANE



4.3%
INCREASE
SUNSHINE COAST



NRL LEAGUE TOUCH ESTABLISHED
1ST YEAR
3 COMPETITIONS **23 TEAMS**
207 PARTICIPANTS

ADULT TEAMS	2017 (S2)	2018 (S1)	2017-18	2018 (S2)	2019 (S1)	2018-19	Total Variance	% Variance
BRISBANE	256	201	457	271	197	468	11	2.41%
CENTRAL QUEENSLAND	248	211	459	246	193	439	-20	-4.36%
NORTH QUEENSLAND	421	533	954	417	512	929	-25	-2.62%
SOUTH QUEENSLAND	300	314	614	317	304	621	7	1.14%
SOUTH WEST QLD	280	174	454	194	188	382	-72	-15.86%
SUNSHINE COAST	338	305	643	360	311	671	28	4.35%
CITY & PREMIER TOUCH	378	459	837	479	313	792	-45	-5.38%
NRL LEAGUE TOUCH				17	6	23	23	
TOTAL TEAMS	2221	2197	4418	2301	2024	4325	-93	-2.11%

JUNIOR PARTICIPATION

FULL ACTIVE MEMBERSHIP



3.7%
INCREASE
BRISBANE



15%
INCREASE
CENTRAL QLD



8.5%
INCREASE
NORTH QLD



3.6%
INCREASE
SUNSHINE COAST

JUNIOR TEAMS	2017 (S2)	2018 (S1)	2017-18	2018 (S2)	2019 (S1)	2018-19	Total Variance	% Variance
BRISBANE	375	215	590	408	204	612	22	3.73%
CENTRAL QUEENSLAND	285	92	377	318	116	434	57	15.12%
NORTH QUEENSLAND	356	125	481	421	101	522	41	8.52%
SOUTH QUEENSLAND	458	226	684	375	209	584	-100	-14.62%
SOUTH WEST QLD	286	98	384	321	46	367	-17	-4.43%
SUNSHINE COAST	140	138	278	168	120	288	10	3.60%
CITY & PREMIER TOUCH	6	0	6	0	0	0	-6	
TOTAL TEAMS	1906	894	2800	2011	796	2807	7	0.25%

SPORTING SCHOOLS



143
PROGRAMS



6,701
PARTICIPANTS

Sporting Schools is a significant area of the business, creating positive opportunities to connect school touch players with our sport and our community competitions.

Our Sporting Schools program continues to be successful, with a 39% increase in touch football participation from the previous year. Terms 3 and 4 2018 achieved particularly strong growth, as has the number of Sporting Schools Field Officers to service our touch football school programs.

2018 - 2019 SPORTING SCHOOLS	Term 3 2018	Term 4 2018	Term 1 2019	Term 2 2019	Total 2018/19	% Annual Variance
Programs (By School)	69	21	18	35	143	13.5%
Participants (By Program)	2,870	1,425	838	2,182	6,701	27%
Sessions (By School)	422	103	152	277	954	-

SCHOOLS BY REGION	T3 2018	T4 2018	T1 2019	T2 2019	REGION TOTAL
Brisbane Region	26	11	4	12	53
Central Queensland	14	1	2	8	25
South Queensland	4	2	5	8	19
Sunshine Coast	10	3	1	3	17
North Queensland	9	2	2	2	15
South West Queensland	6	2	4	2	14
QUEENSLAND TOTAL	69	21	18	35	143

DEVELOPMENT



There were many positive outcomes in the area of development across Queensland with our small but extremely dedicated development team continuing to increase participation opportunities across most participation categories.

In 2019, QTF Game Development staff delivered a new pilot coach developer forum, Priority 6, at four venues in S-E Qld. The sessions address 6 Priority concepts and how to integrate the skills taught at Foundation Coach level into game-based concepts.

The take up was phenomenal with 152 coaches across the 4 forums.



After the successful pilot of the Priority 6 coach developer forum, QTF sought to develop a model to successfully roll-out the Coach Developer program across Qld. The Q Academies were created to provide an opportunity for coach development whilst facilitating player development. These sessions commenced in July 2019.

The Q Academy programs are focused around ensuring the Affiliate coaches are upskilled with current information, grids and coaching concepts so they have a sustainable coaching framework to continue once the Academy has been completed.

EDUCATION COURSES 2018/19

Queensland continue to deliver a large number of accredited courses, with 94 referee courses and 47 coaching courses delivered across the width and breadth of the state. This included 1,000+ referees and 500+ coaches receiving accreditations over the past 12 months.

A special thanks to the network of presentations and facilitators across Qld for their hard work in upskilling our valuable workforce!



**94
COURSES**



**1109
PARTICIPANTS**

REFEREE COURSES

REGION	COURSES	PARTICIPANTS
BRISBANE	15	212
Level 1 Referee	11	181
Level 2 Referee	2	20
Level 3 Referee	2	11
CENTRAL QUEENSLAND	11	97
Level 1 Referee	6	66
Level 2 Referee	4	27
Level 3 Referee	1	4
NORTH QUEENSLAND	20	249
Level 1 Referee	17	240
Level 2 Referee	1	3
Level 3 Referee	2	6
SOUTH QUEENSLAND	23	294
Level 1 Referee	18	240
Level 2 Referee	4	46
Level 3 Referee	1	8
SOUTH WEST QLD	13	168
Level 1 Referee	11	162
Level 2 Referee	1	4
Level 3 Referee	1	2
SUNSHINE COAST	12	89
Level 1 Referee	9	79
Level 2 Referee	1	4
Level 3 Referee	2	6
TOTAL	94	1109



**LEVEL 1
REFEREE**



**72
COURSES**



**968
PARTICIPANTS**



**LEVEL 2
REFEREE**



**3
COURSES**



**104
PARTICIPANTS**



**LEVEL 3
REFEREE**



**9
COURSES**



**37
PARTICIPANTS**

REGIONS	COURSES	PARTICIPANTS
South Queensland	23	294
North Queensland	20	249
Brisbane	15	212
South West QLD	13	168
Sunshine Coast	12	89
Central Queensland	11	97
TOTAL	94	1109

COACH COURSES



47
COURSES



523
PARTICIPANTS



32
FOUNDATION COACH
COURSES
400
PARTICIPANTS



15
TALENT COACH
COURSES
123
PARTICIPANTS

REGIONS	COURSES	PARTICIPANTS
Brisbane	6	86
Central Queensland	3	28
North Queensland	9	85
South Queensland	11	127
South West QLD	12	136
Sunshine Coast	6	61
TOTAL	47	523

BRISBANE TOUCH ASSOCIATION



This has been a year of success for the Brisbane region. We have experienced strong representation at national and state events, have participated in Touch Football Australia's change management strategy for its national training programs, and the region has continued to experience sound participation and development in both the playing and coaching ranks.

The first success was our six (6) team representation at the Queensland Junior State Championship event which was hosted in our own backyard at Brisbane Metropolitan Touch Association. With a hometown advantage, Brisbane finished second in the regional placings, narrowly missing the champion title. We had four teams contest the grand finals - U12 boys and girls and U14 boys and girls, with both our U12 boys and girls winning their respective finals.

The region's affiliate numbers have remained stable over the past twelve months, with our two newer affiliates, Samford and Pine Rivers, both enjoying growth in their participant and team numbers. Arana Touch continues to grow and develop its junior program and we are seeing year on year attendance at the Queensland Junior State Cup event, with boys and girls teams in in each age division from U10s to U16s. Brisbane Metropolitan Touch Association continues to be a formidable force at this event, sending multiple teams in each of the age divisions from U10s through to U18s.

With back to back success in team numbers, Brisbane was the best represented region at the 2019 National Touch League in Coffs Harbour. With twelve (12) teams attending the event we had nine (9) make a semi-final, three (3) made it to the grand final – W30s, W45s (both undefeated) and M60s, and two (2) were named National Champions - our Women's 30s and Women's 45s.

Brisbane Metropolitan Touch Association is thanked again for



hosting, for the second year in a row, the Brisbane Secondary All Schools event. With a very comfortable 62 teams playing over two days across the divisions, which included 13s, 15s, and open boys and girls and open mixed, the event tested some teams but overall it was a high quality tournament.

The region further enjoyed success when the Cobras representative players in the Touch Football Specialised Tri-Series secured the inaugural title against SQBD Sharks and SW Swans. The finals were the curtain raiser to the 2018 Metro Cup grand finals.

Brisbane participated in piloting the E Train-U Learning Management System for Touch Football Australia. The first of the courses to go online was the Foundation Coach course, which allowed all participants to complete the three (3) theory modules online, rather than in a classroom, and then attend one (1) three (3) hour practical session. The first of these was held

at Brisbane Metropolitan Touch Association and it was run by course presenter and coach LEEANNE BAUER. We had nineteen (19) attendees for the first course.

As a region we would also like to acknowledge the contribution of all the volunteers who give their time in support of our programs. Our success would not occur without your input and dedication.

An often-overlooked category of contributors to our touch program are the referees. We have had great support at all our events over the past 12 months by our referees, to the point where we have had an over-subscription to attend events. This speaks volumes for the region and the quality of referees we are developing. We thank you all for your hard work and support of the region.

Graham Quinlivan
Chairperson
Brisbane Touch Football Board

CENTRAL QLD REGION



The 2018-2019 year was again a very busy one in the Region. Some of the activities during the year, included: -

CQ Primary All Schools –
Rockhampton

Conducting muster day for CQ team
selections for 2019 – Gladstone Coach
the Junior Coaches

Strategic Planning forum
Skills & drills for Senior ladies -
Gladstone

CQ 12's/14's/16's – coach the Coaches
- Rockhampton Course (Regional) –
Foundation Referee Coach - Gladstone
Course (Regional) – Talent Referee
Coach – Gladstone Course (Regional)
– Referee Level 3 – Gladstone

Course – Foundation Coach –
Bundaberg and Rockhampton
Gladstone – Level 1, 2, 3 Referee
courses

Gladstone – Foundation Coaching
course Gladstone – Capricornia 15/18
trials Gladstone – player development
clinic Bundaberg – player development
clinic Bundaberg – team development

Emerald – Foundation Coaching
course Emerald – player development
clinics

Rockhampton – Rocky school
trials (assistance with Referees)
Rockhampton – Level 1, 2 Referee
courses

Rockhampton – Foundation Coaching
course Rockhampton – Talent
Coaching course Rockhampton –
player development clinic Cap Coast
– Level 2 Referee course

NTL – Referee education – assist
teams with new rules Blackwater
– assist with set up / competition –
Sports TG Longreach – assistance
with season 1



Theodore – assistance with season 1

Successful school clinics were
again conducted across the region
in a number of centres. Peter Knight
continues to conduct a substantial
number of school sessions in the
Gladstone area involving several
schools and numerous students.

Notable team highlights, included –

- i. 2018 Junior State Championships – two teams featured in Grand Finals, the U14 Boys (who won 5/2 against Cobras) and U16 Boys (who went down 2/3 to Cyclones). Jardel Bob was named both Player of the Final and Player of the Tournament in the U14 Boys division, while Emma Paki was named Player of the Tournament in the U16 Girls division;
- ii. Lilla Pratt and Olivia Jenkins were named in the U12 Girls Merit Team, while Curtis Seierup and Cooper Broadhurst were named in the U12 Boys Merit Team;
- iii. NTL – our Open Men's team went down narrowly (7/8) to Hornets in a red-hot Grand Final, with Damon Moore being named Player of

the Final. Our other teams also performed very well;

- iv. NYC/NSC – in the 15 Girls division, TCC defeated Helensvale 6/5;
- v. Australian Team Honours – Jayden Benbow played in the Open Men's team, while Lachlan Hoch and Justin Cridland made the Mixed Open side that played New Zealand in the Trans-Tasman series in April.

Our technical Directors (David Field, Denise Edwards and Linda Paterson) continue to lead and inspire in their respective areas of responsibility and the region is fortunate to have people of such high calibre in these pivotal roles.

The region is well served by its dedicated Board, which in turn relies heavily on the enormous contribution made by Tracy Upton in a wide range of service delivery areas.

Ian Haig Chair
CQTA Board of Directors

NORTH QUEENSLAND



5 TEAMS AT NTL'S



21 AFFILIATES



34 COACHING & REFEREE COURSES

It is my honour to present this report in collaboration with our North Queensland Operations Manager Renee Marsh.

Firstly, a big thank you to our outgoing President Frank Stampa who stepped down after many years of service. Incidentally Frank continues to play 3 nights a week supporting both Cairns and Gordonvale.

North Queensland (NQ) Touch Association has 21 affiliates and is home of the North Queensland Tropical Cyclones. Our area being so widespread presents many challenges in our ability to service, coach, train, develop, expand, support, understand, participate and connect. It is a tribute to our affiliates and all the many volunteers that make our region so strong.

As is always the case our wet season impacted many competitions to start the year not to mention the unprecedented weather event that hit Townsville (central zone) with significant interruption including to representative preparations. Affiliate team numbers for this year are down slightly. Issues such as the weather, council field maintenance, funding/ costs may have contributed? But with the NRL Touch Premiership exposure along with greater regional promotional work it's hoped to reverse this quickly and significantly.

We have seen further development programs with our junior players which continues to expand. Coaches and other support members travel considerable distances to assist in skill development. We also now have 3 paid Development Officers (Cairns, Townsville and Mackay) working with the affiliate committees to assist in all areas of Touch (growth, technical, social, administration etc.)



Also, our Technical arm under the direction of Sue Salter along with her support crew continue to work tirelessly to improve the quality of coaching and officiating throughout our region. We've experienced success and recognition for both our coaching and refereeing officials in numerous events held at state, national and international levels. In all NQ held a total of 29 courses throughout the region, facilitating both Foundation and Talent Coaching and Level 1-3 Refereeing courses to skill and upskill our members.

Representatively, we are extremely proud of our 16 boys finishing runners up in the Juniors and our 60's men's champions in the Seniors. NQ Cyclones had 5 teams attend the 2019 NTL's, which was considerably down on previous years. It's always difficult to know exactly why but possibly the change from Elite 8's and it no longer being a primary selection event for the NRL Touch Premiership along with the Touch World Cup may have impacted,

but no doubt cost as always is the greatest issue. With the average spend of \$3,000 by each player it's quite simply not affordable, particularly year on year and will always remain the single most limiting factor to success at the National Level.

As usual nothing is achieved without great people making it happen. To all those involved - committees, groundsman, cleaners, maintenance, coaches, referees and players/ participants from grassroots to representative pathways, well done and in particular to Renee and Sherriann a huge thank you. To a very large extent our success rests with you.

We hope to continue to build on our positive and welcoming culture in 2020 and look forward to another magnificent year here in the north.

Shane Tibbs
President

SOUTH WEST QUEENSLAND



3500 JUNIOR PARTICIPATION



3500 ADULT PARTICIPATION



9 AFFILIATES



160 LEVEL 1, 2 & 3 REFEREES



55 TALENT AND FOUNDATION COACHES

2018-19 has been an extremely busy and rewarding 12 months in South West Queensland.

Over 160 Level 1, 2 and 3 Referees and 55 Foundation and Talent Coaches were accredited across the region this year. As well as many player and coach development opportunities being provided to our members.

The development of players continues to be a priority for the Region. Over 3500 children and 3500 adults participated in South West Queensland (SWQ) competitions across 9 Affiliates during the year. The provision of development opportunities to individuals in more remote areas is challenging at times. A shift in focus for SWQ toward educating and providing support to coaches in Affiliates was the best way for the organisation to have an impact on grassroots player development. Paired with new and varied opportunities for players to participate, we saw an increase in players accessing development activities during the year.

Event participation continues to grow in SWQ. The inclusion of Affiliate events, the Falcons Junior Cup and Twisters Junior Cup, provide opportunities for representative teams to prepare for the QTF Junior State Cup. The establishment of Titans Junior Club Challenge was an important development initiative in 2018, providing an event where social participants can access the sport under tournament conditions. Coordination of Coach and Referee development programs from SWQ and QTF staff provided us with an opportunity to access and support a greater number of Coaches, Referees and players.



We recorded growth in Junior competition participants across SWQ Affiliates in 2018/19. The work of Affiliate volunteers in these areas must be acknowledged, as their commitment to and passion for Touch Football ensures that children in rural, remote and urban areas have opportunities to access the sport regularly. Senior numbers are an area of concern, as most SWQ Affiliates have displayed some level of shrinkage in team numbers from 2017 Seasons to corresponding 2018/19 Seasons.

We acknowledge the geographical diversity of the region and the challenges around population, maintaining financially viable competitions, maintenance of facilities in the face of prolonged drought conditions and sourcing volunteers to conduct competitions. These challenges are realities our Affiliates continually navigate. Supporting the future growth of Affiliates and sustainable competitions remains a priority of SWQ Touch, we look forward

to working with our membership to support their endeavours at grass roots level.

Our AGM in March saw the retirement of our President, Reg Hart, after 34 years of involvement within the region as a player, coach and committee member. Reg's dedication and commitment to the sport and the Region over the years has been outstanding, we congratulate and thank him for his efforts.

The SWQTA Board would like to acknowledge and thank our SWQ Volunteers for their continued support and dedication. Thank you to all of the volunteers in our Affiliates for another year of hard work in the sport, and their commitment to the growth of Touch Football and getting people moving in SWQ communities.

**Chris Bartlett
Chairman**

SOUTH QUEENSLAND AND BORDER DISTRICTS



**12 TEAMS AT
NTL'S**



**AFFILIATE
CHAMPIONS**
JUNIOR STATE CHAMPIONSHIPS
| 7 CONSECUTIVE
CHAMPIONSHIPS



**185 REFEREE
UPGRADES**



**56 COACH
ACCREDITATIONS**

SQBDs reporting year included strong representative showings at both National and Regional events with our teams contesting the:

2019 NTL – Once again SQBD had a strong representation at the NTL with 12 teams. Unfortunately, we just missed the Club Championship to Scorpions by the smallest of margins. This will make the region hungry for 2020. The most pleasing part of the 2019 campaign was the inclusion of our Open Men and Open Men back as Sharks instead of the Elite 8 program.

2018 JSCH– SQBD were on a roll for Junior State Championships. We went to Brisbane with six consecutive championships under our belt to defend. We won the crown again to take the tally to seven straight. The Junior State Champs has always been a priority for SQBD and we are very pleased to see the other Regions pushing us to the limit. Special mention to Brisbane. We were very vocal criticizing Brisbane for non-attendance in previous years in the boy's divisions. To their credit, they came to the event in true Cobras style and pushed our teams all the way. Sharks are certainly looking over our shoulder.

2018 NYC – Sharks girls created history for our Region and made the final. Research of records shows that our Girls have made more semi finals than any other region in Australia.

Sadly, we lost to QSST. Unfortunately for SQBD, we live in the border and our players crop up in either NSW CHS, NSWCCC or the Queensland QSST uniforms. Sharks have always encouraged the youth to follow the dream of representing their State. The last couple of years both our Boys and Girls NYC teams have been coming closer than ever.

In addition to our representative showing, we've been able to see some initial signs of participation recovery post the downturn we experienced, largely due to the disruptions caused by the Commonwealth Games to our venues. Our Coomera affiliate was severely affected by the Games. One of the strategies moving forward is to change the name to Northern Gold Coast Touch.

Junior participation growth is also seeing further improvement and we would like to highly recommend that other regions and affiliates try our 'School Term of Touch' initiative, running an 8-9-week junior competition 4 times a year is proving to be a great program for us.

School Term is not for everyone. However, the Palm Beach pilot program has proven extremely successful and will be remaining. We are more than happy to share our experiences with other Regions.

The biggest challenge of the

program is to ensure we keep these competitions participation focused and resist the temptation to allow them to become training programs for representative teams. The inclusive nature of our sport must be fought for and our greatest opportunity is to ensure that we keep those children not playing other sports, an incentive to give touch a go and a welcome place to come back to.

Our technical development has seen 185 Referees upgraded and 56 Coaches accredited. Many thanks Lee Rossow for stepping up as Referee Coordinator and a special mention to Lou Tomkins. We dearly love Lou and he's continued to make himself available wherever possible for SQBD despite facing tremendous personal challenges. Lou's tremendous contribution to our sport nationally, but especially here at SQBD is one we celebrate.

Development Manager Hanna Brennan has replaced Tristan Mana, and has certainly shown her place in our sport. Welcome Hanna, and well done.

Focusing on the growth corridor of the Northern Gold Coast, all the way up to Logan and tackling unaffiliated touch will continue to be a focus of our office along with our continuing to help our established affiliates remain stable and grow where possible.

The SQBD Board, Steven Watterson,



Frank Bondolfi, Mel Smith, Chris Graham, Russell Thompson with myself, have together with Garry's team, continued to take our custodianship of our sport forward with selfless effort and passion. Thank you to my fellow SQBD Board members for the time you have volunteered on behalf of our sport in the last year and we look forward to seeing the combined results of

our efforts in FY 2019. Thank you to Garry and your team for allowing us to challenge you and work with you on improving SQBD for our community.

Also, SQBD would like to thank Queensland Touch for their refreshing leadership and stable approach to the future of our State under the leadership of Gavin and Ben. We are genuinely excited by the opportunities

being presented by QTF.

The Governance Review has certainly sparked a lot of fresh conversation. The SQBD Board, Staff and Affiliates are looking forward to working with Ben and his Board for the progress of Queensland Touch.

Mathew Gilbertson
SQBD President

SUNSHINE COAST FRASER AND BURNETT DISTRICT TOUCH ASSOCIATION



I would like to thank everyone for their continuous efforts to ensure Sunshine Coast Fraser and Burnett District Touch Region measures above other sports. The support through SCFBDA Regional Affiliate Committees and volunteers allows Touch Football to grow and develop with new events and competitions. Both Regional staff and Affiliate volunteers continue to work tirelessly. As highlighted in this report SCFBDA has maintained a wide variety of measures to work with our Affiliates to ensure they are serviced with what is needed.

REFEREE COURSES

LEVEL 1

9 COURSES

79 PARTICIPANTS

LEVEL 2

1 COURSE

4 PARTICIPANTS

LEVEL 3

2 COURSES

6 PARTICIPANTS

COACH COURSES

6 COURSES

61 PARTICIPANTS

SCHOOL VISITS

- **128** SCHOOL SKILL SESSIONS ACROSS THE REGION
- **3** SCHOOL CURRICULUM PROGRAMS
- **22** SESSIONS - AFFILIATE SKILLS CLINICS AT AFFILIATES
- **6** AFFILIATES - COME AND TRY DAYS
- COOLUM, MARYBOROUGH, CHILDERS, BRIBIE ISLAND - HOLIDAY CLINICS
- **62** AFFILIATE VISITS
- CABOOLTURE, BRIBIE ISLAND, KAWANA AND COOLUM - GALA DAYS
- **10** - SCHOOL TRIALS
- WOMEN'S, MIXED, MEN'S 30, 45 AND 55 - NTL TEAMS
- **6** TEAMS - JUNIOR STATE CHAMPIONSHIPS



SCFBDA ALL SCHOOLS

- RECORD **109** TEAMS, **12** FIELDS, **113** REFEREES - SECONDARY (GLASSHOUSE)
- RECORD 26 TEAMS - PRIMARY (CABOOLTURE)

- GRANTS SUCCESSFUL GRANT APPLICATIONS FOR AFFILIATES THROUGH THE REGION - TO THE VALUE OF \$430,000

NEW EVENTS

- **27** TEAMS - EAST COAST CHAMPS (GLASSHOUSE)
- GYMPIE AND NOOSA MIXED-SUPER SERIES NORTH
- NORTH REGION - INTERCLUB CHALLENGE

EVENTS

- **32** TEAMS (KINGAROY) - WIDE BAY CHAMPS
- MIXED MEN'S AND WOMEN'S-SUPER SERIES (KAWANA AND CABOOLTURE)
- **54** TEAMS - SCFBDA JUNIOR REGIONALS (BRIBIE ISLAND)
- FS TOUCH FOOTBALL SPECIALISED - KAWANA
- AFFILIATE FORUM - GYMPIE AND CABOOLTURE
- NEW MONTHLY COMMUNICATION NEWSLETTER TO AFFILIATES FOR MEMBERS

Amanda Dwyer
Chairperson



5 TEAMS AT NTL'S



21 AFFILIATES



18 COACHING & REFEREE COURSES

FINANCIAL ANALYSIS 2019

FINANCIAL ANALYSIS

The 2019 financial report is based on a 12-month (July to June) reporting period commencing July 2018. The 2018/19 FY has been a re-build after a 4-month review of the business operations was prepared by the incoming CEO, Ben Mannion. The review showed that we needed to make change, particularly around the way we charge affiliation fees and commercial competition fees. The change also included the hiring of 7 staff members over the FY to help drive the strategic and operational plans of the business. Additionally, the QTF members agreed on a Governance Review in December 2018 at which time it was decided not to increase affiliation fees until after the Governance Review was complete. The delay in increasing affiliation fee revenue has been the significant reason for a loss of \$215,136 (operating loss \$153,805 after adding back depreciation and amortisation).

The overall affiliate participation numbers have increased slightly across the state, particularly in junior participation with 124 more teams than last year. Disappointingly, affiliates based around the Gold Coast have still not recovered since the 2018 Commonwealth Games.

The Premier and City Competitions saw a decline in participation with 45 fewer teams than last year. Although the lighting issues at the Newmarket venue have now been resolved and the fields at Ashgrove have reopened, the number of teams has not recovered. In addition, competitors increased their presence with a noticeable increase in advertising, marketing and sponsorships. A full review of Premier and City Competitions identified several key priorities in addressing future viability, including ongoing facility improvements, quality of refereeing and quantity of new referees, and revised pricing structure across both competitions. Changes relating to these key priorities began in the second half of the FY.

Considerable time has been invested into securing ongoing Sponsorship agreements to support our Events and it is hoped that similar opportunities may be found for our Commercial competitions.

As mentioned above, staff numbers have increased with the appointment of a Business & Finance Manager to bring the finance function back in house after previously outsourcing to BDO Accountants. We are also realising the first full year impact of the new appointments made in 2018. As a result, staffing expenditure is comparatively higher than last year.

Another contributing factor for the loss reported, is the treatment of the intangible assets from the commercial competition acquisition in September 2016 which sees considerable amortisation of the asset value in accordance with Accounting Standards. This amortisation, which is reflected in the Income and Expenditure Statement, will continue to have an impact over the next three years as the asset value is written down.

MEMBERS EQUITY

The decline in commercial competition teams, a hold on the affiliation fee increase and an increase in resourcing and operating expenses have resulted in a \$215,136 loss leading to the reported decline in Members Equity to \$243,117. A forecast increase in funding and sponsorship, business development and price increases in the Premier & City Competitions, and a budgeted rise in State Affiliation Fees will help turn these numbers around in the 2020 Financial Year.

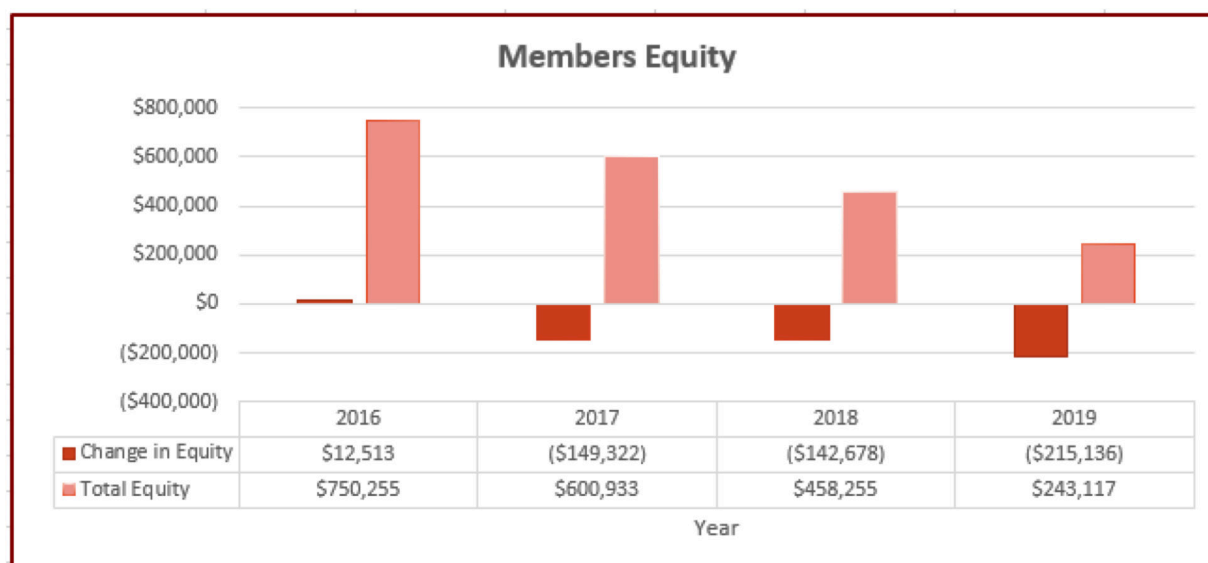


Figure 1 - Members Equity (*2017 was a 6-month reporting period)

REVENUE

An analysis across the key revenue areas of the Association highlights several notable points for consideration.

- Membership revenue is slightly higher than the previous financial year. While there has been growth in some regions, particularly in Junior participation, team numbers around the Gold Coast continue to decline.
- Event income was strong with the success of the Junior State Cup, State of Origin, Junior State Championships and Bundaberg Cup. These numbers are forecast to continue tracking well with the inclusion of the QLD State Cup and Corporate Cup in the 2020 Financial Year.
- Disappointingly, the Corporate Cup scheduled for the 14th June this year, did not receive the interest we were hoping with only 1 team registering. In addition, registrations for the Brisbane All Schools Event halved. This was due to a change in format as the BAS is no longer a preliminary qualifier for the QLD All Schools event.
- It has been a disappointing year compared to last for our Premier & City Commercial Competition with 45 fewer teams than last year. Despite the loss of teams over 5 seasons, the Commercial competitions continue to be popular with 792 teams registering to play.
- Government Grant funding levels in 2019 were in line with 2018 and this is not expected to change in 2020. TFA funding has increased under the Collaboration Agreement however the potential for further funding from TFA due to increased commercial sponsorship opportunities did not arise this year.

During 2019 QTF invested in consultants, The Thinking Cap Group, who are working with QTF on new sponsorship opportunities, marketing strategies and commercialisation which we expect to see the benefits of in 2020. Sponsors signed to date for the 2020 year include Optus, All Sports Travel, fisiocrem and the College of Sports and Fitness.

- Sport Operations numbers are positive with the gaining popularity of the Sporting Schools Program. We will look to improve this area with multiple people now focused on delivering programs in this area.

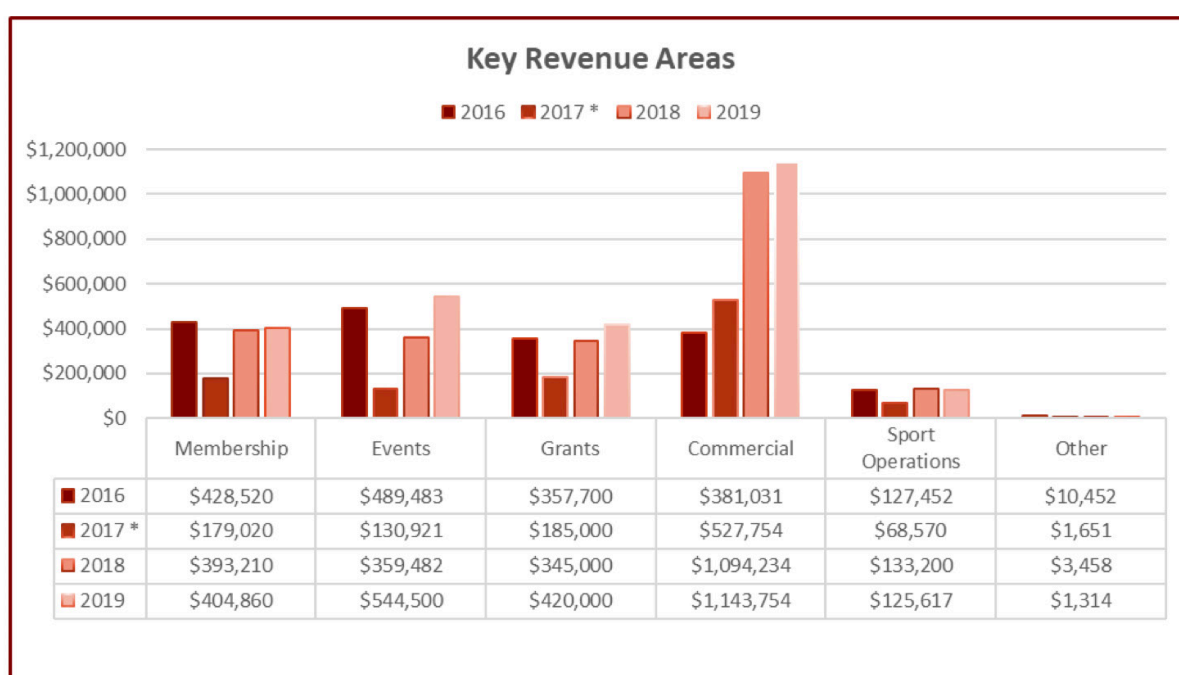


Figure 2 – Key Revenue Areas (*2017 was a 6-month reporting period)

FINANCIAL PERFORMANCE

To further detail the current financial health and performance of the Association over the period several tables, accompanied by explanatory notes, are provided for consideration.

TABLE 1	2016	2017	2018	2019
Operating Result	\$12,513	(\$149,322)	(\$142,678)	(\$215,136)
Members Equity	\$750,255	\$600,933	\$458,253	\$243,117
Cash at Bank	\$530,842	\$496,190	\$487,973	\$270,424
Trade Debtors	\$70,792	\$87,009	\$236,282	\$126,971
Trade Creditors	\$132,850	\$69,831	\$471,888	\$346,337

The two predominant features of Table 1 are the operating loss and the decline in members equity which have been noted above and will be addressed during the 2020 Financial Year through increased business development, sponsorship and price increases across commercial and affiliate competitions to align with the service provided. The decline in Cash at Bank is a result of the operational challenges throughout the year. Trade Debtors have improved with more focus on collections and Trade Creditors have also declined against the previous period with an impact on Cash at Bank.

TABLE 2	2016	2017	2018	2019
Revenue	\$1,794,638	\$1,092,916	\$2,328,585	\$2,640,046
Expenditure	\$1,782,125	\$1,242,238	\$2,471,263	\$2,855,182
Surplus/Loss	\$12,513	(\$149,322)	(\$142,678)	(\$215,136)
Return	0.7%	(13.6%)	(6.1%)	(8.1%)

Table 2 provides a snapshot of the growth of the Association over the past four reporting periods. Although revenue has tracked well against prior periods the level of expenditure is considerably higher. The return, while lower than expected for the year, is projected to return to a positive financial result over the coming twelve months.

Ben Mannion
Chief Executive Officer

QUEENSLAND TOUCH ASSOCIATION Inc.
ABN 32 751 852 440

FINANCIAL STATEMENTS
FOR THE 12 MONTHS ENDED 30 JUNE 2019

TABLE OF CONTENTS

Director's Report	2
Income and Expenditure Statement for the 12 Months Ended 30 June 2019	3
Assets and Liabilities Statement as at 30 June 2019	4
Notes to the Financial Statements for the 12 Months Ended 30 June 2019	5
Statement by Directors	12
Independent Auditor's Report	13

QUEENSLAND TOUCH ASSOCIATION Inc.
ABN 32 751 852 440

DIRECTOR'S REPORT

The directors submit the financial report of Queensland Touch Association for the 12 months ended 30 June 2019.

Directors

The names of the directors throughout the year and at the date of this report are:

- Gavin Shuker
- Marni McGrath
- Kelvin Lockyer
- Troy Morgan
- Peter Tong
- Mark Henriksen
- Ian Haig (resigned December 2018)
- Billy Grant (appointed December 2018)

Principal Activities

The principal activities of the association during the financial year were: Administration of Touch Football in Queensland.


Operating Result

The deficit after providing for income tax for the 12 months ended 30 June 2019 amounted to \$215,136 (12 months ending 30 June 2018 deficit \$142,678)


Significant Changes

There were no significant changes during the year.

Signed in accordance with a resolution of the Directors of the Board.



Gavin Shuker



Marni McGrath

QUEENSLAND TOUCH ASSOCIATION Inc.
ABN 32 751 852 440

INCOME AND EXPENDITURE STATEMENT FOR THE 12 MONTHS ENDED 30 JUNE 2019

	Notes	12 Months Ended 30 June 2019	12 Months Ended 30 June 2018
Revenue:			
Membership	2	404,860	393,210
Events	3	544,500	359,482
Grants	4	420,000	345,000
Commercial Activity	5	1,143,754	1,094,234
Sport Operations	6	125,617	133,200
Other Income	7	1,314	3,458
		<u>2,640,046</u>	<u>2,328,585</u>
Less Expenditure:			
Operating Expenses	8	281,304	297,900
Human Resources Expenses	9	884,224	687,954
Member Services	10	163,865	154,166
Event Expenses	11	532,989	397,797
Sport Operations Expenses	12	105,946	151,405
Commercial Activity Expenses	13	886,854	782,041
		<u>2,855,182</u>	<u>2,471,263</u>
Net Current Year Surplus/(Deficit):		<u>(215,136)</u>	<u>(142,678)</u>

QUEENSLAND TOUCH ASSOCIATION Inc.
ABN 32 751 852 440

BALANCE SHEET AS AT 30 JUNE 2019

	Notes	30 June 2019	30 June 2018
ASSETS			
CURRENT ASSETS			
Cash and Cash Equivalents	14	270,424	487,973
Trade Debtors		126,971	236,282
Accrued Revenue		13,465	29,200
		<u>410,860</u>	<u>753,455</u>
NON-CURRENT ASSETS			
Property, Plant and Equipment	15	40,305	38,508
Intangibles	20	514,899	552,922
		<u>555,204</u>	<u>591,430</u>
TOTAL ASSETS		<u>966,064</u>	<u>1,344,886</u>
LIABILITIES			
CURRENT LIABILITIES			
Trade and Other Payables	16	517,726	637,259
Tax Liabilities	17	29,379	5,632
Employee Entitlements		29,842	24,740
Current Borrowings	18	73,000	73,000
TOTAL CURRENT LIABILITIES		<u>649,947</u>	<u>740,631</u>
NON-CURRENT LIABILITIES			
Non-Current Borrowings	18	73,000	146,000
TOTAL NON-CURRENT LIABILITIES		<u>73,000</u>	<u>146,000</u>
TOTAL LIABILITIES		<u>722,947</u>	<u>886,631</u>
NET ASSETS		<u>243,117</u>	<u>458,255</u>
EQUITY			
Retained Earnings		458,253	600,933
Net Profit/(Loss) for the Year		(215,136)	(142,678)
TOTAL EQUITY		<u>243,117</u>	<u>458,255</u>

QUEENSLAND TOUCH ASSOCIATION Inc.
ABN 32 751 852 440

NOTES TO THE FINANCIAL STATEMENTS
FOR THE 12 MONTHS ENDED 30 JUNE 2019

NOTE 1: SUMMARY OF SIGNIFICANT ACCOUNTING POLICIES

The financial statements are special purpose financial statements prepared in order to satisfy the financial reporting requirements of the Associations Incorporations Act of Queensland 1981. The Board has determined that the association is not a reporting entity.

The financial statements have been prepared on an accruals basis and are based on historical costs and do not take into account changing money values or, except where stated specifically, current valuations of non-current assets. The following significant accounting policies, which are consistent with the previous period unless stated otherwise, have been adopted in the preparation of these financial statements.

(a) Property, Plant and Equipment

Leasehold improvements and office equipment are carried at cost less, where applicable, any accumulated depreciation.

The depreciable amount of all PPE with the exception of Leasehold Improvements is depreciated over the useful lives of the assets to the association commencing from the time the asset is held ready for use.

(b) Impairment of Assets

At the end of each reporting period, the association reviews the carrying amounts of its tangible and intangible assets to determine whether there is any indication that those assets have been impaired. If such an indication exists, an impairment test is carried out on the asset by comparing the recoverable amount of the asset, being the higher of the asset's fair value less costs of disposal and value in use, to the asset's carrying amount. Any excess of the asset's carrying amount over its recoverable amount is recognised in the income and expenditure statement.

(c) Employee Provisions

Provision is made for the association's liability for employee benefits arising from services rendered by employees to the end of the reporting period. Employee provisions have been measured at the amounts expected to be paid when the liability is settled.

(d) Provisions

Provisions are recognised when the association has a legal or constructive obligation, as a result of past events, for which it is probable that an outflow of economic benefits will result and that outflow can be reliably measured. Provisions are measured at the best estimate of the amounts required to settle the obligation at the end of the reporting period.

(e) Cash and Cash Equivalents

Cash on hand includes cash on hand, deposits held at call with banks, and other short-term highly liquid investments with original maturities of three months or less.

(f) Accounts Receivable and Other Debtors

Accounts receivable and other debtors include amounts due from members as well as amounts receivable from donors. Receivables expected to be collected within 12 months of the end of the reporting period are classified as current assets. All other receivables are classified as non-current assets.

(g) Revenue and Other Income

Revenue is measured at the fair value of the consideration received or receivable after taking into account any trade discounts and volume rebates allowed. For this purpose, deferred consideration is not discounted to present values when recognising revenue.

Interest Income

Interest revenue is recognised using the effective interest method, which for floating rate financial assets is the rate inherent in the instrument. Dividend revenue is recognised when the right to receive a dividend has been established.

QUEENSLAND TOUCH ASSOCIATION Inc.
ABN 32 751 852 440

NOTES TO THE FINANCIAL STATEMENTS
FOR THE 12 MONTHS ENDED 30 JUNE 2019

NOTE 1: SUMMARY OF SIGNIFICANT ACCOUNTING POLICIES (Cont'd)

Grant and Donation Income

Grant and donation income is recognised when the entity obtains control over the funds, which is generally at the time of receipt. If conditions are attached to the grant that must be satisfied before the association is eligible to receive the contribution, recognition of the grant as revenue will be deferred until those conditions are satisfied, which is generally at the time of receipt.

Sponsorship Income

Revenue from sponsorship contracts is recognised wholly within the period to which the sponsorship contract relates. Typically sponsorship contracts are tied to events.

Event Income

Event income is recognised when the events are performed. If fees are received in advance for events, it will be recorded as a deferred revenue amount net of the expenses and revenue in the balance sheet.

(h) Goods and Services Tax (GST)

Revenues, expenses and assets are recognised net of the amount of GST, except where the amount of GST incurred is not recoverable from the Australian Taxation Office (ATO). Receivables and payables are stated inclusive of the amount of GST receivable or payable. The net amount of GST recoverable from, or payable to, the ATO is included with other receivables or payables in the assets and liabilities statement.

(i) Trade and Other Payables

Trade and other payables represent the liability outstanding at the end of the reporting period for goods and services received by the association during the reporting period, which remain unpaid. The balance is recognised as a current liability with the amounts normally paid within 30 days of recognition of the liability.

(j) Income Tax

The association is exempt from income tax under the provisions of Section 50-5 of the Income Tax Assessment Act 1997.

(k) Customer Intangibles

Customer intangibles acquired as part of a business combination are recognised separately from goodwill. The customer intangibles are carried at their fair value at the date of acquisition less accumulated amortisation and impairment losses. Amortisation is calculated based on the timing of projected cash flows over their estimated useful lives, which currently are estimated at five years.

(l) Goodwill

Goodwill is not amortised but it is tested for impairment annually, or more frequently if events or changes in circumstances indicate that it might be impaired, and is carried at cost less accumulated impairment losses.

Goodwill is allocated to cash-generating units for the purpose of impairment testing. The allocation is made to those cash-generating units or groups of cash-generating units that are expected to benefit from the business combination in which the goodwill arose. The units or groups of units are identified at the lowest level at which goodwill is monitored for internal management purposes.

(m) New Accounting Standards and Interpretations

The Entity has adopted the new Australian Accounting Standards AASB 9 Financial Instruments. Except for the change in accounting policy on financial instruments, the adoption of this standard did not have a material impact to the statements.

(n) New Accounting Standards and Interpretations not yet adopted

Certain new accounting standards and interpretations have been published that are not mandatory for 30 June 2019 reporting periods. The Company has decided against early adoption of these standards. The Company's assessment of the impact of these new standards and interpretations is set out below.

QUEENSLAND TOUCH ASSOCIATION Inc.
ABN 32 751 852 440

NOTES TO THE FINANCIAL STATEMENTS
FOR THE 12 MONTHS ENDED 30 JUNE 2019

NOTE 1: SUMMARY OF SIGNIFICANT ACCOUNTING POLICIES (Cont'd)

AASB 16 Leases

This standard and its consequential amendments are currently applicable to annual reporting periods beginning on or after 1 January 2019. When effective, this standard will replace the current accounting requirements applicable to leases in AASB117 Leases and related interpretations. AASB16 introduces a single lessee accounting model that eliminates the requirement for leases to be classified as operating or finance leases. This means that for all leases, a right-to-use asset and a liability will be recognised, with the right-to-use asset being depreciated and the liability being unwound in principal and interest components over the life of the lease. The entity is currently in the process of undertaking a detailed assessment of the impact of AASB 16.

AASB 15 Revenue from Contracts with Customers (applicable to annual reporting periods beginning on or after 1 January 2019)

Under the new revenue recognition standard, the core principle of AASB 15 is that an entity should recognise revenue to depict the transfer of promised goods or services to customers in an amount that reflects the consideration to which the entity expects to be entitled in exchange for those goods or services. This means that revenue will be recognised when control of goods or services is transferred, rather than on transfer of risks and rewards as is currently the case under AASB 118 Revenue. The entity is in the process of evaluating what impact adoption of this standard will have.

AASB 1058 Income of Not-for-profit Entities (applicable to annual reporting periods beginning on or after 1 January 2019)

AASB 1058 clarifies and simplifies the income recognition requirements that apply to Not for Profit (NFP) entities, in conjunction with AASB 15 Revenue from Contracts with Customers. These Standards supersede all the income recognition requirements relating to private sector NFP entities, and the majority of income relating to public sector NFP entities, previously in AASB 1004 Contributions. Under AASB 1058, the timing of income recognition depends on whether a NFP transaction gives rise to a liability or other performance obligation (a promise to transfer a good or service), or a contribution by owners, related to an asset (such as cash or another asset) received by an entity.

AASB 1058 establishes principles and guidance when accounting for:

- > Transactions where the consideration to acquire an asset is significantly less than the fair value, principally to enable to NFP to further its objectives; and
- > The receipt of volunteer services

An entity may elect to recognise volunteer services or a class of volunteer services as an accounting policy choice if the fair value of those services can be measured reliably, whether or not the service would have been purchased if they had not been donated. Recognised volunteer services should be measured at fair value and any excess over the related amounts (such as contributions by owners or revenue) immediately recognised as income in the profit or loss. The entity is in the process of evaluating the impact of implementation of this standard.

There are no other standards that are not yet effective and that would be expected to have a material impact on the entity in the current or future reporting periods and on foreseeable future transactions.

QUEENSLAND TOUCH ASSOCIATION Inc.
ABN 32 751 852 440

NOTES TO THE FINANCIAL STATEMENTS
FOR THE 12 MONTHS ENDED 30 JUNE 2019

	12 Months Ended 30 June 2019	12 Months Ended 30 June 2018
	\$	\$
NOTE 2: MEMBERSHIP FEES		
Senior Team Affiliation	285,680	283,044
Junior Team Affiliation	113,520	106,326
Event Affiliation	5,660	3,840
	<u>404,860</u>	<u>393,210</u>
NOTE 3: EVENTS INCOME		
State Event Income	219,314	173,565
Junior Tour Income	98,815	106,099
State of Origin	226,371	
Elite 8 Income		79,819
	<u>544,500</u>	<u>359,482</u>
NOTE 4: GRANTS		
Government Grants	300,000	300,000
Touch Football Australia Funding	110,000	35,000
Touch Football Australia - Rent Contribution	10,000	10,000
	<u>420,000</u>	<u>345,000</u>
NOTE 5: COMMERCIAL ACTIVITY		
Merchandising	677	1,571
Sponsorship	152,227	75,909
Premier and City Touch Income	757,038	759,049
BTF Event Income	46,560	46,638
BTF Affiliation	187,253	211,067
	<u>1,143,754</u>	<u>1,094,234</u>
NOTE 6: SPORT OPERATIONS		
Development	92,068	91,916
Course Income	33,549	41,284
	<u>125,617</u>	<u>133,200</u>
NOTE 7: OTHER INCOME		
Interest Income	1,314	3,458
	<u>1,314</u>	<u>3,458</u>

QUEENSLAND TOUCH ASSOCIATION Inc.
ABN 32 751 852 440

NOTES TO THE FINANCIAL STATEMENTS
FOR THE 12 MONTHS ENDED 30 JUNE 2019

	12 Months Ended 30 June 2019 \$	12 Months Ended 30 June 2018 \$
NOTE 8: OPERATING EXPENSES		
IT Expenses	5,800	2,128
Office Expenses	105,524	83,250
Meeting Expenses	35,937	45,435
Marketing and Promotions	23,675	7,730
Professional Fees	37,187	66,825
Vehicle Expenses	5,147	5,612
Bank Fees	1,702	2,231
Bad Debts Expense		25,000
Interest Expense	5,001	
Depreciation	17,339	15,696
Amortisation Expense	43,992	43,992
	<u>281,304</u>	<u>297,900</u>
NOTE 9: HUMAN RESOURCE EXPENSES		
Wages & Salaries	797,550	619,865
Other Employment Expenses	11,395	11,451
Superannuation	73,042	56,637
Professional Development	2,237	
	<u>884,224</u>	<u>687,954</u>
NOTE 10: MEMBER SERVICES		
Grants	163,865	154,166
	<u>163,865</u>	<u>154,166</u>
NOTE 11: EVENT EXPENSES		
State Event Expenses	183,941	158,600
Elite 8 Expenses	33,042	137,605
State of Origin Expenses	235,862	
Junior Tour Expenses	80,144	101,592
	<u>532,989</u>	<u>397,797</u>
NOTE 12: SPORT OPERATIONS		
Course Expenses	26,838	35,871
Development Expenses	76,717	98,700
Performance Pathways	1,189	8,014
Merchandise Expense	1,202	
Referee Performance		8,820
	<u>105,946</u>	<u>151,405</u>
NOTE 13: COMMERCIAL ACTIVITY		
BTF Expenses	195,924	176,838
Sponsorship Expenses	59,600	
Premier and City Expenses	631,330	605,203
	<u>886,854</u>	<u>782,041</u>

QUEENSLAND TOUCH ASSOCIATION Inc.
ABN 32 751 852 440

NOTES TO THE FINANCIAL STATEMENTS
FOR THE 12 MONTHS ENDED 30 JUNE 2019

	12 Months Ended 30 June 2019	12 Months Ended 30 June 2018
	\$	\$
NOTE 14: CASH AND CASH EQUIVALENTS		
Cash Reserve	180,979	430,232
Cheque Account	87,393	56,261
Debit Cards	2,052	1,480
	<u>270,424</u>	<u>487,973</u>
NOTE 15: PROPERTY PLANT AND EQUIPMENT		
Plant and Equipment	52,673	40,625
Less Accumulated Depreciation	<u>(31,725)</u>	<u>(28,205)</u>
	<u>20,948</u>	<u>12,420</u>
Office and Computer Equipment	19,723	17,165
Less Accumulated Depreciation	<u>(14,227)</u>	<u>(9,559)</u>
	<u>5,496</u>	<u>7,606</u>
Motor Vehicle	41,990	41,990
Less Accumulated Depreciation	<u>(28,128)</u>	<u>(23,508)</u>
	<u>13,861</u>	<u>18,482</u>
	<u>40,305</u>	<u>38,508</u>
NOTE 16: TRADE AND OTHER PAYABLES		
Trade Creditors	346,336	471,888
Income in Advance	151,145	152,694
Superannuation Payable	20,245	12,677
	<u>517,726</u>	<u>637,259</u>
NOTE 17: TAX LIABILITIES		
GST	11,267	(6,714)
PAYG Withholdings Payable	<u>18,112</u>	<u>12,346</u>
	<u>29,379</u>	<u>5,632</u>

QUEENSLAND TOUCH ASSOCIATION Inc.
ABN 32 751 852 440

NOTES TO THE FINANCIAL STATEMENTS
FOR THE 12 MONTHS ENDED 30 JUNE 2019

NOTE 18: RELATED PARTY TRANSACTIONS

Transactions between related parties are on normal commercial terms and conditions no more favourable than those available to other parties unless otherwise stated.

During the 12 months ended 30 June 2019, the association made payments in the amount of \$72,714 (year ended 30 June 2018: \$124,359) to Inferno Sports for services. Inferno sports is a clothing company owned by Chairman, Gavin Shuker. All transactions are entered under normal commercial terms.

	12 Months Ended 30 June 2019 \$	12 Months Ended 30 June 2018 \$
<u>Current</u>		
Touch Football Australia Loan	73,000	73,000
<u>Non-Current</u>		
Touch Football Australia Loan	73,000	146,000
	<u>146,000</u>	<u>219,000</u>

NOTE 19: OPERATING LEASE COMMITMENTS

<u>Minimum Lease Payments</u>		
Payable within one year	50,000	50,000
Payable within two year and five years	33,333	83,333
Total Contracted at Balance Date	<u>83,333</u>	<u>133,333</u>

NOTE 20: INTANGIBLE ASSETS

Goodwill	410,000	410,000
	<u>410,000</u>	<u>410,000</u>
Premier and City Touch Customer Contracts	220,000	220,000
Accumulated Amortisation	(121,070)	(77,078)
	<u>98,930</u>	<u>142,922</u>
Intangible	10,500	
Less Accumulated Depreciation	(4,531)	
	<u>5,969</u>	
	<u>514,899</u>	<u>552,922</u>

	Customer Contracts	Goodwill
Movements during the year		
Opening Balance	142,922	410,000
Premier and City Touch Business Combinations		
Amortisation	(43,992)	
Balance at 30 June 2019	<u>98,930</u>	<u>410,000</u>

Impairment Tests for goodwill

Goodwill is monitored by management at the Association level for Premier and City Touch.

The association tests whether goodwill has suffered any impairment on an annual basis. The recoverable amount of a cash generating unit (CGU) is determined based on value-in-use calculations which require the use of assumptions.

The calculations use cash flow projections based on financial budgets covering a five-year period.

Cash flows beyond the five-year period are extrapolated using the estimated growth rates. These growth rates are consistent with forecasts included in industry reports specific to the industry in which each CGU operates.

QUEENSLAND TOUCH ASSOCIATION Inc.
ABN 32 751 852 440

NOTES TO THE FINANCIAL STATEMENTS
FOR THE 12 MONTHS ENDED 30 JUNE 2019

The Board has determined that the association is not a reporting entity and that this special purpose financial report should be prepared in accordance with the accounting policies outlines in Note 1 to the financial statements.

In the opinion of the Board the Income and Expenditure Statement, Asset and Liabilities Statement and Notes to the Financial Statements:

1. Presents fairly the financial position of Queensland Touch Association Inc. as at 30 June 2019 and its performance for the 12 months ended on that date.
2. At the date of this statement, there are reasonable grounds to believe that the association will be able to pay its debts as and when they fall due.



Gavin Shaker
Chairman

Marni McGrath
Director



Tel: +61 7 3237 5999
 Fax: +61 7 3221 9227
www.bdo.com.au

Level 10, 12 Creek St
 Brisbane QLD 4000
 GPO Box 457 Brisbane QLD 4001
 Australia

INDEPENDENT AUDITOR'S REPORT

To the members of Queensland Touch Association Inc.

Report on the Audit of the Financial Report

Opinion

We have audited the financial report of Queensland Touch Association Inc. (the Entity), which comprises the asset and liabilities statement as at 30 June 2019 and the income and expenditure statement for the year then ended, and notes to the financial report, including a summary of significant accounting policies, and statement by committee members.

In our opinion the accompanying financial report presents fairly, in all material respects, the financial position of the entity as at 30 June 2019 and of its financial performance and its cash flows for the year then ended in accordance with the basis of accounting described in note 1.

Basis for opinion

We conducted our audit in accordance with Australian Auditing Standards. Our responsibilities under those standards are further described in the *Auditor's Responsibilities for the Audit of the Financial Report* section of our report. We are independent of the Entity in accordance with ethical requirements of the Accounting Professional and Ethical Standards Board's APES 110 *Code of Ethics for Professional Accountants* (the Code) that are relevant to our audit of the financial report in Australia. We have also fulfilled our other ethical responsibilities in accordance with the Code.

We believe that the audit evidence we have obtained is sufficient and appropriate to provide a basis for our opinion.

Emphasis of matter - Basis of accounting

We draw attention to Note 1 to the financial report, which describes the basis of accounting. The financial report has been prepared to assist Queensland Touch Association Inc. to meet the requirements of The Associations Incorporations Act 1981. As a result, the financial report may not be suitable for another purpose. Our opinion is not modified in respect of this matter.

Responsibilities of management and those charged with governance for the Financial Report

Management is responsible for the preparation and fair presentation of the financial report, and have determined that the basis of preparation described in Note 1 is appropriate to meet the requirements of The Associations Incorporations Act 1981 and for such internal control as management determines is necessary to enable the preparation and fair presentation of a financial report that is free from material misstatement, whether due to fraud or error.

BDO Audit Pty Ltd ABN 33 134 022 870 is a member of a national association of independent entities which are all members of BDO Australia Ltd ABN 77 050 110 275, an Australian company limited by guarantee. BDO Audit Pty Ltd and BDO Australia Ltd are members of BDO International Ltd, a UK company limited by guarantee, and form part of the international BDO network of independent member firms. Liability limited by a scheme approved under Professional Standards Legislation.



In preparing the financial report, management is responsible for assessing the Entity's ability to continue as a going concern, disclosing, as applicable, matters relating to going concern and using the going concern basis of accounting unless management either intends to liquidate the Entity or to cease operations, or has no realistic alternative but to do so.

Those charged with governance are responsible for overseeing the Entity's financial reporting process.

Auditor's responsibilities for the audit of the Financial Report

Our objectives are to obtain reasonable assurance about whether the financial report as a whole is free from material misstatement, whether due to fraud or error, and to issue an auditor's report that includes our opinion. Reasonable assurance is a high level of assurance, but is not a guarantee that an audit conducted in accordance with the Australian Auditing Standards will always detect a material misstatement when it exists. Misstatements can arise from fraud or error and are considered material if, individually or in the aggregate, they could reasonably be expected to influence the economic decisions of users taken on the basis of this financial report.

A further description of our responsibilities for the audit of the financial report is located at the Auditing and Assurance Standards Board website (<http://www.auasb.gov.au/Home.aspx>) at: http://www.auasb.gov.au/auditors_files/ar3.pdf

This description forms part of our auditor's report.

BDO Audit Pty Ltd

T R Mann
Partner

Brisbane, 14 November 2019

BDO Audit Pty Ltd ABN 33 134 022 870 is a member of a national association of independent entities which are all members of BDO Australia Ltd ABN 77 050 110 275, an Australian company limited by guarantee. BDO Audit Pty Ltd and BDO Australia Ltd are members of BDO International Ltd, a UK company limited by guarantee, and form part of the international BDO network of independent member firms. Liability limited by a scheme approved under Professional Standards Legislation.



Queensland
Government

