



QLD TOUCH FOOTBALL UNIFORM GUIDELINES

JANUARY 2020



CONTENTS

1	LOGO POSITIONING AND SIZING	2
	ON FIELD DESIGN GUIDELINES.....	2
2	RECOMMENDED/PREFERRED FABRICS ...	8
	PREFERRED FABRICS.....	8

INTRODUCTION

NRL Touch Football is the brand name of Touch Football Australia (TFA), the governing body of Touch Football in Australia.

NRL Touch Football QLD is the brand name of Queensland Touch Football Association (QTF), the governing body of Touch Football in Queensland (QLD).

The NRL Touch Football QLD Logo remains the property of TFA and the Australian Rugby League Commission. QTF have permission to sub-license this logo on behalf of TFA.

The following NRL Touch Football QLD Uniform Guidelines are an extension of the TFA Uniform Guidelines created specifically for QLD. They have been established to provide consistency and a standardised approach to all QLD and affiliated entities team uniform and apparel orders.

All QTF logos are subject to QTF Apparel Licensing regulations. Any use without licensed approval is strictly prohibited.

The purpose of this resource is to allow manufacturers and partners to enhance our sport through aesthetic creativity and design of uniforms that uphold the high standards of our sport.

These guidelines are designed to control our brand image and provide clarity and education of these requirements for staff and approved apparel licensee sales representatives and designers to ensure the minimisation of errors through uniformed logo sizing, positioning and fabric type.

The guidelines must be consulted for every QTF order and any variations to the set uniform regulations must be approved in writing by an authorised QTF staff member prior to production.

The following contents are included for ongoing reference:

- Logo sizing and positioning specifications
- Preferred fabric / design per garment

Please Note: For all NRL Touch Premiership, National Touch League and National Youth Championships team uniforms the TFA Uniform Guidelines are applicable and these uniforms are subject to the TFA Licensing Program.

ON FIELD DESIGN GUIDELINES

The following on field playing kit guidelines are the standardised design and specifications for **ALL** uniforms and must be adhered to at all times.

Logo measurements listed herein are the maximum sizes permitted per garment. They can be resized to fit providing they do not exceed the maximum measurement.

As per standard practice, all design submissions must be provided and approved via artwork and pre-production stages.

Please note the approved application process for each logo on the playing (on field) strip:

Print File Status: Standard.

On Field Playing Apparel – Approved Logo Application

DESIGNATION	APPROVED APPLICATION
NRL Touch Football Logo	Sublimation
NRL Touch Football QTF Logo	Sublimation
Entity Logo (Affiliate etc.)	Sublimation
Apparel Logo Position	Sublimation
Sponsors	Sublimation or Heat Seal

1.1 ONFIELD PLAYING TOPS

Please refer to schematic on page 5 for correct placement.

MALE	LOGO DESIGNATION	PLACEMENT	MAXIMUM SIZING (MM)
MALE PLAYING TOPS FRONT			
	NRL QTF Logo	FRONT (Right side)	88mmH x 65mmW
	Entity Logo (i.e. Affiliate)	FRONT (Left side)	88mmH x 65mmW
	Major Sponsor	FRONT (Centre)	200mmH x 300mmW
	Apparel Logo	FRONT (Top Centre)	60mmW
	Sleeve Sponsor*	Sleeves	90mmH x 140mmW
MALE PLAYING TOPS BACK			
	Playing Number	Centre of Jersey	200mmW (8")
	Entity Logo within Playing Number (i.e. Affiliate)	Centre bottom within each playing number	20mmW
	Sponsor or Entity Logo	Top of Jersey, centred above playing number	60mmW
	Secondary Sponsor	Bottom of Jersey (below playing number)	120mmH x 240mmW

FEMALE	LOGO DESIGNATION	PLACEMENT	MAXIMUM SIZING (MM)
FEMALE PLAYING TOPS FRONT			
	NRL QTF Logo	FRONT (Right side)	75mmH x 55.5mmW
	Entity Logo (i.e. affiliate)	FRONT (Left side)	75mmH x 55.5mmW
	Major Sponsor	FRONT (Centre)	120mmH x 240mmW
	Apparel Position	FRONT (Top Centre)	60mmW
FEMALE PLAYING TOPS BACK			
	Playing Number	Centre of Jersey	200mmW (8")
	Entity Logo within Playing Number (i.e. affiliate)	Centre bottom within each playing number	20mmW
	Sponsor or Entity Logo	Top of Jersey, centred above playing number	60mmW
	Secondary Sponsor	Bottom of Jersey (below playing number)	120mmH x 240mmW

*T-Shirt design only.

1.2 ON FIELD PLAYING SHORTS

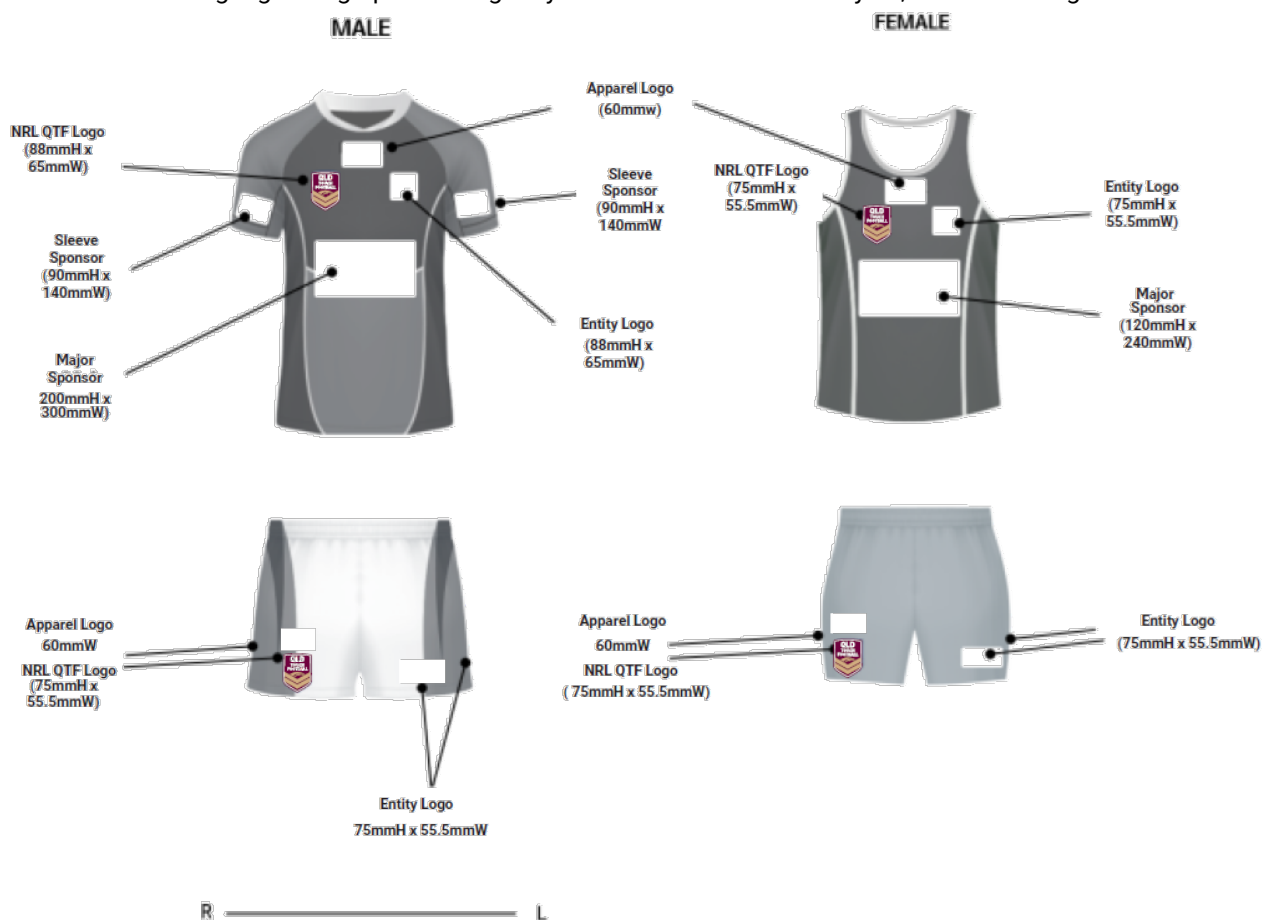
Please refer to schematic on page 5 for correct placement. Please note the female long shorts are the same as the male playing shorts.

MALE	LOGO DESIGNATION	PLACEMENT	MAXIMUM SIZING (MM)
MALE PLAYING SHORTS FRONT			
	NRL QTF Logo	FRONT (Right side) (Side also permitted)	75mmH x 55.5mmW
	Entity Logo (i.e. affiliate)	FRONT (Left side) (Side also permitted)	75mmH x 55.5mmW
	Apparel Position	FRONT (Right side) Min. 20mm clearance above NRL QTF Logo required)	60mmW
MALE PLAYING SHORTS BACK			
	Sponsor or Entity Logo	BACK (Right side)	70mmH x 80mmW

FEMALE	LOGO DESIGNATION	PLACEMENT	MAXIMUM SIZING (MM)
FEMALE PLAYING SHORTS (BIKE PANTS) FRONT			
	NRL QTF Logo	FRONT (Right side) (Side also permitted)	75mmH x 55.5mmW
	Entity Logo (i.e. affiliate)	FRONT (Left side) (Side also permitted)	75mmH x 55.5mmW
	Apparel Position	FRONT (Right side) Min. 20mm clearance above NRL QTF Logo required)	60mmW
FEMALE PLAYING SHORTS (BIKE PANTS) BACK			
	Sponsor or Entity Logo	BACK (Right side)	70mmH x 80mmW

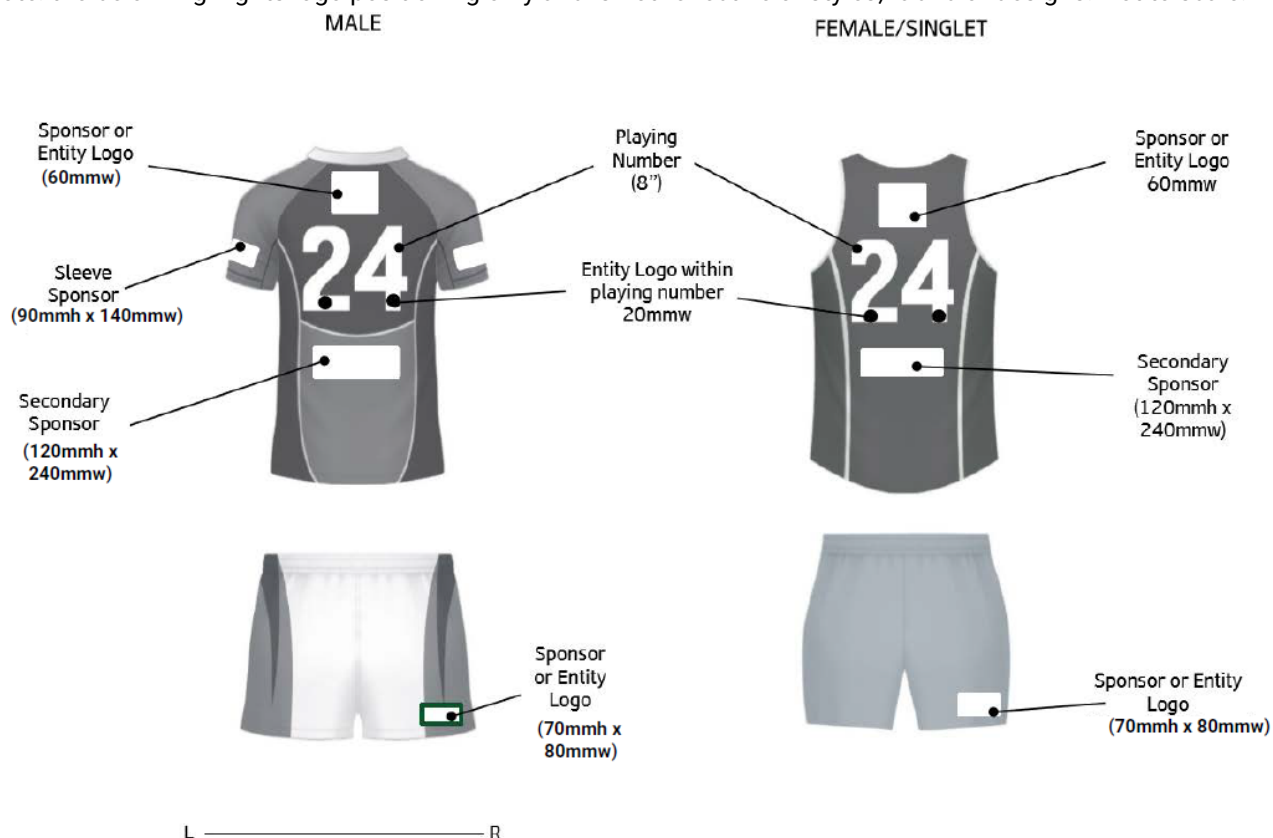
1.3 ON FIELD SCHEMATIC (FRONT)

Note: the below highlights logo positioning only and is not reflective of styles, fabric or designs. Not to scale.



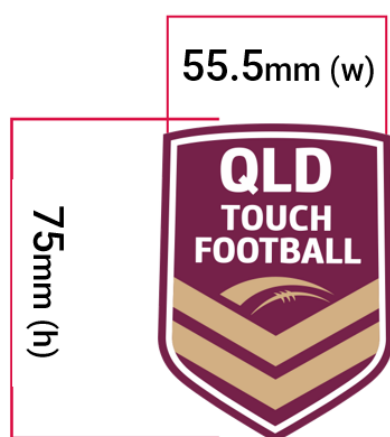
1.4 ON FIELD SCHEMATIC (BACK)

Note: the below highlights logo positioning only and is not reflective of styles, fabric or designs. Not to scale.

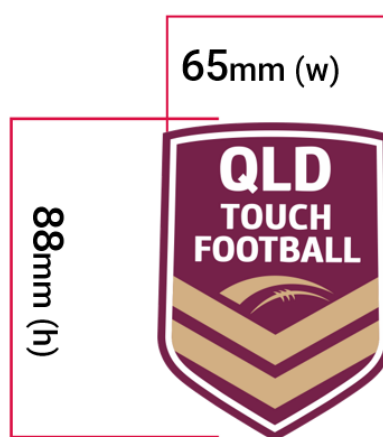


1.5 LOGO SIZING (NOT TO SCALE)

Female top & male short size specification.



Male playing top & off field gear size specification.



The specification of logos for off field uniform items follows on field sizing measurements. Off field uniform designs vary and are outlined in section 2. The QTF visual reference guidelines are to be applied regarding correct colour usage of entity logos on garments.

Written approval from QTF must be received to alter the colour of the NRL QLD logo (outside of positive and negative applications).

Dimensions are the *maximum* permitted size.

Item	NRL QTF Logo Specifications	Entity Logo Specifications	Sponsor Logo Specifications	Apparel Logo Specifications
Polo Shirt	Type: Sublimation/Embroidery Placement: Right Front Men's Sizing: 88mmh x 65mmw Ladies' Sizing: 75mmh x 55.5mmw	Type: Sublimation/Embroidery Placement: Left Front Men's Sizing: 88mmh x 65mmw Ladies' Sizing: 75mmh x 55.5mmw	Type: Sublimation / Embroidery Placement: Sleeves Sizing: 90mmh x 140mmw (20% reduction for Ladies)	Type: Sublimation/Embroidery Placement: Right Shoulder or Front Centre Sizing: 80mmw
Off Field Shorts	Type: Sublimation/Embroidery Placement: Right Front Men's Sizing: 80mmw Ladies Sizing: 70mmw	Type: Sublimation / Embroidery Placement: Left Front Men's Sizing: 75mmh x 55.5mmw Ladies Sizing: as above	N/A	Type: Sublimation / Embroidery Placement: Right Front (min 20mm above QLD Logo) Men's Sizing: 80mmw Ladies Sizing: 70mmw

Hooded Jumper	Type: Embroidery Placement: Right Front Men's Sizing: 88mmh x 65mmw Ladies' Sizing: 75mmh x 55.5mmw	Type: Embroidery Placement: Left Front Men's Sizing: 88mmh x 65mmw Women's Sizing: 75mmh x 55.5mmw	Type: Embroidery Placement: Sleeves Sizing: 90mmh x 140mmw (20% reduction for Ladies)	Type: Embroidery Placement: Right Shoulder Men's Sizing: 80mmw Ladies Sizing: 70mmw
Travel Jackets	Type: Embroidery Placement: Right Front Men's Sizing: 88mmh x 65mmw Ladies' Sizing: 75mmh x 55.5mmw	Type: Embroidery Placement: Left Front Men's Sizing: 88mmh x 65mmw Women's Sizing: 75mmh x 55.5mmw	N/A	Type: Embroidery Placement: Right Shoulder Men's Sizing: 80mmw Ladies Sizing: 70mmw
Tracksuit Pants	Type: Embroidery Placement: Right Front (under pocket) Men's Sizing: 88mmh x 65mmw Ladies' Sizing: 75mmh x 55.5mmw	Type: Embroidery Placement: Left Front (under pocket) Men's Sizing: 88mmh x 65mmw Ladies' Sizing: 75mmh x 55.5mmw	N/A	Type: Embroidery Placement: Side leg Men's Sizing: 80mmw Ladies Sizing: 70mmw
Caps / Hats	Type: Heat Seal / Embroidery Placement: Right Front Sizing: 60mmw	Type: Heat Seal / Embroidery Placement: Front Centre Sizing: 60mmh x 40mmw	N/A	Type: Embroidery Placement: Cap – Left Peak Size: 40mmw Bucket – Back Centre Size: 80mmw
Bags	Type: Embroidery Placement: Various Sizing: 80mmw	Type: Embroidery / Heat Seal Placement: Various Sizing: 75mmh x 55.5mmw	N/A	Type: Embroidery / Heat Seal Placement: Various Sizing: Various

Training Shirts / Singlets

As a general rule logo positioning should adhere to on field playing uniform specifications.

2 RECOMMENDED/PREFERRED FABRICS

PREFERRED FABRICS

The following outlines the *preferred* fabric and designs for QTF uniforms.

Variances to the below specifications are permitted.

2.1 OFF FIELD APPAREL

Item	Design	Preferred Fabric Style	Logos
Men's Playing Tops	Sub Tee Raglan or Sub Singlet	Light Vapor, Evaporex	Sublimated
Women's Playing Top	Sub LDS Singlet Racer or Std Back	Light Vapor, Evaporex. Lycra	Sublimated
Men's Playing Shorts	Sub Touch Short (5 Inch Max)	Evaporex	Sublimated
Women's Playing Shorts	Sub LDS Shorts Crop with Gel Gripper (5 Inch Max)	Lycra	Sublimated
Training Tops	SUB TEE RAGLAN Or SUB SINGLET SUB LDS SINGLET RACER	LIGHT VAPOR	SUBLIMATED
Polo Shirts	Sub Polo Raglan, Sub LDS Polo Raglan	Light Vapor	Sublimated Or Embroidery
Men's Casual Shorts (Off Field)	Cut&Sew Gym Short	Woven Poly, Evaporex, Lycra	Sublimated Or Embroidery
Women's Casual Shorts (Off Field)	Cut&Sew Ladies Gym Short	Woven Poly, Evaporex, Lycra	Sublimated Or Embroidery
Hooded Jumpers	Cut&Sew Hoody Pullover or Full Zip	Cvc Fleece	Embroidery
Travel Jackets	Track Jkt Cut&Sew Or Carbon Pro	Nylon Oxford Heavyweight, Micro Fleece Lining, Polycotton Tricoat	Embroidery
Track Pants	Trackpant Cut&Sew Std. Length	Nylon Oxford Heavyweight, Cotton Jersey Lining or Coated Ripstop, Poly Mesh Lining	Embroidery
Caps	Epicentre 4058	Mesh Cap	Heat Seal or Embroidery
Socks	Custom Crew W/Text Logo Only Custom Ankle W/Text Logo Only	Cotton	Embroidery

