

ANNUAL REPORT 2020

QUEENSLAND TOUCH FOOTBALL





CONTENTS

04

Chairman's Report

10

Participation & Development

34

Regional Bodies

06

Board & Management

18

Referee Development

41

Commercial & Marketing

08

CEO's Report

21

Events

43

Financial Analysis

28

Performance & Pathways

The 2020 Queensland Touch Football Annual Report covers the period of July 2019 - June 2020.

CHAIRMAN'S REPORT

To say it has been a year different from anything we have experienced before is probably an understatement.

With COVID saw our sport cease in mid-March 2020 and remain closed for business until July. This has seen our great sport take on challenges it hasn't seen before.

So, firstly to all of our fantastic volunteers, the people who run competitions and who are the heart and soul of our sport, I thank you for your efforts as just getting back on the field hasn't been easy. With COVID Safe Industry Plans and the extra layers of work just to get people back on the

park, the efforts of everyone involved has been recognised.

To our QTF staff who have endured extremely difficult circumstances during the COVID pandemic, with much uncertainty including a move to reduced hours under JobKeeper, thank you for your resilience, positivity and enthusiasm and the support you provided to our stakeholders in returning to play in a COVID Safe environment.

Since COVID breaking, QTF has been at the forefront of getting people back to playing with a notable highlight working with QLD All Schools Touch to help

deliver the biggest sporting carnival of any sport since COVID. To everyone involved, a huge congratulations on delivering an event that seemed impossible just a few months before.

The highlight of the year was the return of the QLD State Cup in November 2019. Supported by nearly 100 Affiliate teams from across Queensland in its first year back, we have no doubt that the QLD State Cup is here to stay and is already the must-do event on the annual touch calendar.

To our sponsors and partners who continue to help us deliver and develop our sport, thank you for your ongoing





contribution and support. I would particularly like to acknowledge the ongoing commitment of the Queensland State Government in supporting sport and active recreation in Queensland.

QTF continues to work through the Governance and Operating Model Review recommendations, as supported by the QLD State Government, and recognises there have been delays due to changes in

management and the significant impact of COVID pandemic this year. QTF will continue to work with stakeholders to progress the recommendations outlined in this review.

Lastly, I acknowledge and thank all players, officials, administrators and volunteers. Without your valued contribution and support our sport would not have come out of COVID the way it has. To see people back on the field playing the game we all love has

been wonderful, and I personally wish everyone a great upcoming year where we continue to unite, inspire and grow.

Gavin Shuker
Chairman

BOARD OF DIRECTORS

2019-20 was an unusual year. Additional Board meetings were held weekly between March and June during the COVID-19 pandemic.



GAVIN SHUKER

MEMBER ELECTED CHAIRMAN

Meetings attended 15/17



KEL LOCKYER

MEMBER ELECTED DIRECTOR

Meetings attended 12/17



MARK HENRICKSEN

MEMBER ELECTED DIRECTOR

Meetings attended 11/17



MARNI MCGRATH

MEMBER ELECTED DIRECTOR

Meetings attended 17/17



PETER TONG

MEMBER ELECTED DIRECTOR

Meetings attended 17/17



TROY MORGAN

MEMBER ELECTED DIRECTOR

Meetings attended 15/17



BILLY GRANT


MEMBER ELECTED DIRECTOR

Meetings attended 11/17

LIFE MEMBERS



PAT CARROLL
LIFE MEMBER



PAUL EGGERS
LIFE MEMBER



RUSSELL MOWLES
LIFE MEMBER



PETER MCNEVEN
LIFE MEMBER



BARRY DOYLE
LIFE MEMBER



ALAN SATCHELL
LIFE MEMBER



BILL KERR
LIFE MEMBER



BILL PIERCE
LIFE MEMBER



RICHARD MUNRO
LIFE MEMBER



RAY EUSTACE
LIFE MEMBER

BOARD & MANAGEMENT

QTF STAFF

THE QUEENSLAND TOUCH FOOTBALL TEAM CONSISTS OF:



BEN MANNION
CHIEF EXECUTIVE OFFICER
(Ceased employment January 2020)



COREY BELL
CHIEF EXECUTIVE OFFICER
(Commenced employment March 2020 & ceased employment May 2020)



GREG DENNY
GENERAL MANAGER OPERATIONS /
CHIEF EXECUTIVE OFFICER



FIONA MEGGITT
BUSINESS AND
FINANCE MANAGER



RACHAEL STACEY
SPONSORSHIP AND PROJECTS
MANAGER



TRISTAN MANA
PERFORMANCE AND PATHWAYS
MANAGER



RACHAEL HARPUR
MARKETING AND
COMMUNICATIONS MANAGER



JACK WHITELOCK
PROGRAMS AND
ADMINISTRATION OFFICER



RENEE SANDILANDS
CITY PREMIER TOUCH FOOTBALL
BUSINESS DEVELOPMENT MANAGER



JOANNE BLYTH
CITY PREMIER TOUCH FOOTBALL
COMPETITION MANAGER



TERRY MCSWEENEY
GAME DEVELOPMENT OFFICER



DANIEL SARMIENTO
GAME DEVELOPMENT OFFICER



SAM HEATH
AFFILIATE SERVICES MANAGER –
BRISBANE
(commenced employment
January 2020)



MARK TIPPLE
AFFILIATE SERVICES MANAGER –
SOUTH QUEENSLAND & BORDER
DISTRICTS
(commenced employment
January 2020)



COLLEEN PURDY
FINANCE OFFICER
(commenced employment
February 2020)

CEO'S REPORT

GREG DENNY



QTF continues to work through the Governance and Operating Model Review that began in March 2019 with the support of the QLD State Government and McLaughlin Sports Consultancy. Following from the QTF Governance and Operating Model Review - Recommendations Report, a proposed Governance and Operational structure was released to regions for review and discussion. Due to delays with outgoing CEO's Ben Mannion and Corey Bell, QTF priorities and resourcing during the COVID pandemic, it was not possible to keep to the implementation plan and timeline originally proposed. QTF will continue to work collaboratively and transparently with our members to implement the review recommendations.

The 2019 NRL Touch Premiership campaign was a huge success for Queensland with the Broncos Women's and Cowboys Men's teams winning the titles. A huge congratulations to all Queensland NRLTP teams, staff and supporters! We thank the Brisbane Broncos, North Queensland Cowboys and Gold Coast Titans for their ongoing support.

Our largest event, the Junior State Cup held its final year at the Tavistock Street location in Hervey Bay with over 224 teams consisting of more than 3,200 players, referees, coaches and managers. The event continues go from strength to strength, thanks once again to Fraser Coast Regional Council for their ongoing support. In 2020, the event will relocate to the newly built Fraser Coast Sports Precinct, however was postponed.

QLD State Cup is the premier senior Affiliate competition in Queensland and is a fun and enjoyable experience catering for all divisions and abilities and included a Touch Football Specialised division.

Unfortunately, due to the onset of the COVID-19 pandemic, NSWTA and QTF in collaboration with Coffs Harbour City Council, unanimously agreed to postpone the 2020 State of Origin.

As a direct result of COVID-19, Senior and Junior Affiliate participation numbers are down, and the community competitions in Season 1 2020 were suspended. This also had an impact on Premier and City commercial competitions. On a positive note, Junior participation increased 3%, while Senior participation remained stable. Event and program participation were also significantly impacted by COVID, with the cancellation of the many junior events across the state.

School Delivered Programs remained strong, and QTF'S Sporting Schools Program continues to thrive with a 33% increase in touch football participation from previous year.

The QTF Staffing structure has undergone several changes including the departure of CEO, Ben Mannion (January), appointment (March) and departure of new CEO Corey Bell (May). Greg Denny has filled the interim position of CEO. We also welcomed newly appointed QTF Affiliate Services Manager - South Queensland and Border Districts, Mark Tipple and QTF Affiliate Services Manager - Brisbane, Sam Heath, both who started in January 2020. In addition, Colleen Purdy, Finance Officer (P/T), commenced in February to provide additional financial support.

QTF continued to consolidate finances, with the difficult decision made to increase affiliation fees from 1 January 2020. The suspension of Season 1 2020 competitions due to COVID and subsequent waiver of affiliation fees including insurance for all competitions that played less than 25% of Season 1

The 2019-2020 season presented its challenges with significant disruptions to community touch football due to the global COVID-19 pandemic, including the suspension of Season 1 2020 competitions, postponement of State of Origin, standing down staff and subsequent reinstatement on Job Keeper. Our resilience remained strong, continuing to focus on improving our operational procedures and developing resources to support "return to play" post-COVID for Affiliates and Regions.

The highlight of 2019 was the re-launch of the QLD State Cup held in November on the Gold Coast thanks to the support of the City of Gold Coast Council.

South Queensland and Border Districts (SQBD) region came under a QTF Management Agreement from 1 January 2020. We thank the SQBD Board and Members for the opportunity to work collaboratively with the region to develop and grow touch football. The success of the South Queensland Sharks at the 2020 National Touch League (NTLs) in March 2020 was certainly a sign of many positive things to come, winning back the Golden Boot Award.



2020 fixtures, led to minimal affiliation fees being collected, and subsequently impacted revenues.

During 2019/20 QTF continued its commercial strategy and partnered with several organisations including Hygiene Systems Australia, QTF's Official Hygiene Supplier to assist with the COVID return to play framework and ensure Queensland Affiliates returned to the field safely. Eckoo, QTF's Official IT Solutions Supplier continues to provide IT support and drive advancements across the digital landscape.

QTF has also introduced an Apparel Licensing Program and has successfully secured 6 suppliers for a three-year term. This program is intended to enable Affiliates and teams across Queensland to access quality on and off-field apparel at competitive prices whilst protecting the QTF brand.

In closing, I would like to thank our stakeholders for your participation and support. Thank you to the QTF Board of Directors for their tireless effort and leadership. I am so proud of our team, their dedication to the sport and their enthusiasm. I acknowledge all the hard work they have put in over the

past year and in particular during the COVID period. It has been an extremely challenging period for our sport and our people, I look forward to sharing in the success we will have in the coming years as we bounce back stronger.

PARTICIPATION & DEVELOPMENT

QUEENSLAND TOUCH FOOTBALL 2020



118,193
PARTICIPATION



54%
MALE



46%
FEMALE



33,345
 **JUNIOR**
PARTICIPATION

32,652
 **ADULT**
PARTICIPATION

70  **AFFILIATES**



17,032
EVENT PARTICIPATION



755
VOLUNTEERS



6,199
TEAMS



156 COACHES
DEVELOPED OR ACCREDITED



585 REFEREES
ACCREDITED



47 REFEREE
COURSES

15 COACH
COURSES

9,068

SCHOOL MANAGED COMPETITIONS



20,152 SCHOOL DELIVERED
PROGRAMS

PARTICIPATION & DEVELOPMENT

PARTICIPATION GLOSSARY

FULL ACTIVE MEMBERSHIP – ADULT AND JUNIOR

Members who have access to the full range of program and services offered by the organisation or their affiliated club or association, as a participant, coach or official.

PROGRAM PARTICIPANTS

Members/participants who have access to a limited range of programs and services offered by the organisation or their affiliated club or association as a participant.

EVENT PARTICIPANTS

Participants who pay a fee per event to participate in the activity and receive limited other services from the organisation. This type of participant pays no formal membership fee and may not have access to programs and services of the state organisation.

SCHOOL DELIVERED PROGRAMS

Participants involved in regular competitions, programs or championships events organised by national or state organisations and may be conducted at a school facility. These include fee for service or free of charge services.

SCHOOL MANAGED PROGRAMS

Participants involved in events, competitions, or programs organised primarily by schools that are not directly organised by the national or state organisation, instead informal or formal agreements may exist and be supported by the affiliated structure.

ACCREDITED VOLUNTEER PROGRAMS

Participants who participate in recognised sport education courses that receive formal accreditation.



PARTICIPATION & DEVELOPMENT

PARTICIPATION

The 2019-2020 season presented its challenges with significant disruptions to community touch football due to the global COVID-19 pandemic, including the suspension of Season 1 2020 competitions for several months from 24 March. Affiliate competitions were able to restart from 3 July with the support of Return Play Guidelines and subsequent approval of the COVID Safe Industry Plan – Field Sports. A huge thank you to all our Affiliates and the many volunteers who put in many hours of planning to allow touch competitions to return after the suspensions were lifted.

With the suspension of Season 1 2020 competitions it is difficult to provide realistic comparison in participation growth across 2019-2020 season. Season 2 2019 participation had a small decline of 2% in Adult teams, with positive increases in both North Queensland and Central Queensland. Junior participation for Season 2 2019 saw a 3% increase in teams, with notable increases in South West and South Queensland & Border Districts.

Overall, participation growth in 2019-2020 season has shown a significant decline, as was expected with the significant disruptions to Season 1 2020 competitions, with Adult teams down by 20% and Junior teams by 2.5%. That said the return of competitions post COVID-19 shutdown have been extremely positive with the return of the majority of competitions across Queensland. Premier and City Touch commercial competitions were also impacted and were forced to cancel both the Premier Autumn and City Winter Season 1 2020 competitions, as well as the Casuarina Cup.

Program participation was also impacted by COVID-19 with all programs suspended from mid-March 2020 until

later in the year. Program numbers were supported this year through the introduction of the Q Academy - an initiative designed to cater for participants at all levels of the community, providing development and pathway opportunities for players and coaches delivered locally within communities across Queensland. This included over 575+ participants attending Q Holiday Academies across Queensland, with a Q Summer tour to Sunshine Coast, Central and North Queensland and a Q Spring tour in South-East Queensland. Another 200+ participants, plus coaches attended 9 Performance Academies across Brisbane, South West and South Queensland.

School-managed competitions remains strong with touch football remaining a popular mixed-gender non-contact participation opportunity for schools, highlighted through the significant number of school teams participating in Qld All Schools, Qld Primary All Schools, regional schools and local school competitions and events, both primary and secondary.

Participation in touch football is only made possible through the work of the huge network of dedicated volunteers, officials, coaches/field officers, administrators and teachers who work tirelessly each year. We acknowledge and thank all these individuals and organisations that ensure touch football remains a popular sport of choice!

The following 2019/20 Participation Summary aligns to key participation categories reported against by Touch Football Australia (TFA), in line with Sport Australia and Queensland State Government. The table includes a comparison against previous year's participation across all categories.

PARTICIPATION CATEGORY	2015/16	2016/17	2017/18	2018/19	2019/20*
1. Adult Participants - Full Active	59,670	52,223	49,703	48,559	32,652
2. Junior Participants - Full Active	27,630	30,128	31,500	31,624	33,345
3. Program Participantsc	4,651	7,255	8,185	9,769	5,171
4. Event Participants	21,575	22,939	25,667	29,184	17,032
5. School Delivered Programs	17,329	27,995	18,152	15,471	20,152
6. School Managed Competitions	5,965	10,715	12,903	9,315	9,086
7. Accredited Volunteer Participants	1,166	1,316	1,349	1,322	755
TOTAL PARTICIPATION	137,986	152,571	147,459	145,244	118,193
SCHOOLS AND JUNIORS	50,924	68,838	62,555	56,410	62,583

32,652

ADULT PARTICIPANTS

**33%**

DECREASE

**33,345**

JUNIOR PARTICIPANTS

**5%**

INCREASE

**1,584**

PROGRAMS PARTICIPANTS

**47%**

DECREASE

**3,157**

EVENT PARTICIPANTS

**41%**

DECREASE

**20,152**SCHOOL DELIVERED
PROGRAMS PARTICIPANTS**30%**

INCREASE

**9,068**SCHOOL MANAGED
COMPETITION PARTICIPANTS**2.5%**

DECREASE

**118,193**

TOTAL PARTICIPATION

**19%**

DECREASE

**33,345**SCHOOLS & JUNIORS
PARTICIPANTS**11%**

INCREASE



PARTICIPATION & DEVELOPMENT

ADULT PARTICIPATION



32,652
FULL ACTIVE MEMBERSHIP



3,459
TOTAL ADULT TEAMS



62%
MALE



38%
FEMALE



**BRISBANE
ADULT TEAMS**



1.7%
INCREASE
476 TEAMS



**CENTRAL
QUEENSLAND
ADULT TEAMS**



0.9%
DECREASE
435 TEAMS

ADULT TEAMS	2019 (\$2)	*2020 (\$1)	2019/20	% VARIANCE
BRISBANE	269	207	476	1.7%
CENTRAL QUEENSLAND	258	177	435	-0.9%
NORTH QUEENSLAND	441	211	652	-29.8%
SOUTH QUEENSLAND	316	269	585	-5.8%
SOUTH WEST QLD	155	54	209	-45.3%
SUNSHINE COAST	358	289	647	-3.6%
CITY & PREMIER TOUCH	455	0	455	-42.6%
NRL LEAGUE TOUCH	0	0	0	-100.0%
TOTAL TEAMS	2252	1207	3459	-20.0%

*NOTE: Season 1 2020 competitions that commenced and were suspended due to the COVID-19 pandemic and subsequently restarted were to be recorded as Season 1 2020. In some instances, decisions on the restarting or cancellation of these Season 1 2020 competitions may not have been made prior to this data being finalised. As such there may be data recorded that may not accurately reflective the season in which competition was played.

PARTICIPATION & DEVELOPMENT

JUNIOR PARTICIPATION (TEAMS)



33,345
FULL ACTIVE MEMBERSHIP



54%
MALE



46%
FEMALE



2,740
TOTAL JUNIOR TEAMS



**SOUTH
WEST QLD
JUNIOR TEAMS**



9.5% 
INCREASE
402 TEAMS



**SOUTH QLD
& BORDER
DISTRICTS
JUNIOR TEAMS**



9.1% 
INCREASE
637 TEAMS

JUNIOR TEAMS	2019 (\$2)	*2020 (\$1)	2019/20	% VARIANCE
BRISBANE	399	204	603	-1.5%
CENTRAL QUEENSLAND	328	122	450	3.7%
NORTH QUEENSLAND	405	0	405	-22.4%
SOUTH QUEENSLAND	394	243	637	9.1%
SOUTH WEST QUEENSLAND	378	24	402	9.5%
SUNSHINE COAST	166	77	243	-15.6%
TOTAL TEAMS	2070	670	2740	-2.4%

*NOTE: Season 1 2020 competitions that commenced and were suspended due to the COVID-19 pandemic and subsequently restarted were to be recorded as Season 1 2020. In some instances, decisions on the restarting or cancellation of these Season 1 2020 competitions may not have been made prior to this data being finalised. As such there may be data recorded that may not accurately reflective the season in which competition was played.

PARTICIPATION & DEVELOPMENT

SPORTING SCHOOLS



119

PROGRAMS

 17%
DECREASE

8,904

PARTICIPANTS

 33%
INCREASE

1156

SESSIONS

 21%
INCREASE

Sporting Schools continues to play a significant role in providing QTF with an opportunity to promote touch football in schools across Queensland, in particular in non-traditional touch football schools. To ensure our Field Officers (coaches) and sporting schools product offerings are exemplary, we have invested significant time and resources into training and recruiting new Field Officers to service the ever-expanding program.

Our Sporting Schools program continues to grow with a 9% increase on previous year, prior to COVID-19 shut down and restrictions that lead to cancellation of Term 2

programs (traditionally the largest term for the program). Participants increased by 33% increase on previous year, and sessions also increased 21%, both increasing without Term 2 programs being run this year.

Jack Whitelock continues to work tirelessly to ensure all schools requesting touch football programs can be delivered, and a huge thanks to the 50+ casual Field Officers that so proudly represent and deliver our touch football sporting schools program.

2019 - 2020 SPORTING SCHOOLS

2019 - 2020 SPORTING SCHOOLS	Term 3 2019 (2018)	Term 4 2019 (2018)	Term 1 2020 (2019)	Term 2 2020 (2020)	Total 2019/20	Annual % Variance
Programs (By School)	55 (69)	37 (21)	26 (18)	1 (35)	119 (143)	-16.8%
Participants (By Program)	4,811	1,957	1,836	300	8904 (6701)	32.9%
Sessions (By School)	719	211	226	0	1156 (954)	21.2%

SPORTING SCHOOLS BY REGION

SCHOOLS BY REGION	T3 2019	T4 2019	T1 2020	T2 2020	REGION TOTAL
Brisbane Region	12	16	6	0	34
Central Queensland	15	2	2	0	19
South Queensland	4	3	4	1	11
Sunshine Coast	8	5	6	0	20
North Queensland	10	6	7	0	23
South West Queensland	6	5	1	0	12
QUEENSLAND TOTAL	55	37	26	1	119

PARTICIPATION & DEVELOPMENT



PREMIER & CITY TOUCH FOOTBALL

ADULT TEAMS



**2019 S2
455**



**2020 S1
COVID**

Premier and City Touch participation growth has remained steady with a slight decline in participation numbers particularly during 2019 S2. Venue conditions and closures in 2018 greatly contributed to this decline. In a competitive landscape, Premier and City Touch Football (PCT) continue to attract new participants and seek new competition venues, as we strive to improve the quality of our competitions, referees and facilities.

We continue to work with our many venue operators to continually make improvement to our fields, facilities and lighting, which can be challenging with over 12 venues. Over the past 12 months, Fairfield has had a light upgrade to LED's, Newmarket has installed water tanks and new irrigation, and undertaken a minor lighting upgrade.

Both competitions were heavily impacted in 2020 S1 due to the impact of COVID, resulting in no competitions for Premier Autumn and City Winter seasons. Likewise, Cas Cup was also cancelled only a few weeks prior to the event as a direct result of COVID-19.

Doug Mackie was appointed as a casual Referee Coordinator to drive and assist with retention, recruitment, and development of Premier and City referees. We have managed to successfully recruit a number of new referees

and provide the necessary coaching to support these referees and increase the standards across the board. Our dual percentage has also steadily increased across all competitions.

The social platforms across both competitions within the financial year has also seen continual growth. City Touch has had a 32% increase, while Premier Touch has had a 30% increase in audience engagement.

The focus heading into 2020, off the back of COVID is to continue to grow our smaller competitions, strengthen our larger competitions and continue to drive business development and identify new opportunities in a competitive market.

Jo Blyth our long standing PCT Competition Manager tendered her resignation after 8 years of service and will finish with PCT in early July. We would like to acknowledge and thank Jo for her 100% commitment, dedication, and professionalism over many years. Certainly, some big shoes to fill!

Her legacy will live on in the wonderful competitions that we continue to run at Premier and City Touch.

PARTICIPATION PARTNERSHIPS

Queensland Touch Football continues to partner and support charitable and community-minded organisations who share our passion and vision for touch football.

Our participation partners include the Queensland State Government, our six Regional Associations, Touch Football Specialised, Deaf Sports Queensland and Queensland Deaf Touch Football, Queensland School Sport and Queensland Secondary School Sport.

The All Abilities Touch Football Program is an inclusive program that provides opportunity for people with intellectual and/or physical impairments to learn Touch skills and play the sport with their family members, carers, friends, elite footy players and the wider community.

During the 2019-20 season, All Abilities Touch Football competitions and/or programs were held by many Affiliates across Queensland, including BMTA, Rockhampton Touch, TownsvilleTouch and Gold Coast Touch.

As a mark of the success of the program, an All Abilities Division was included in the 2019 Qld State Cup, and nationally an All Abilities Division was introduced into the 2020 NTL competition.

QTF, in collaboration with TFA, continue to host the Queensland Special Education Touch Football Championships annually, unfortunately this year's event scheduled for June was cancelled due to the COVID-19 restrictions.

We would like to acknowledge and thank Graeme Clancy for his ongoing commitment, enthusiasm, and support for the All Abilities Program.

PARTICIPATION & DEVELOPMENT

REFEREE DEVELOPMENT

What commenced as a busy year for the referee arm with a key number of events, the relaunch of the State Cup still provided the opportunity for referees to perform at the highest level and achieve personal goals. The impact of COVID didn't sway our referees who engaged through social media platforms and forums to keep themselves up to date with the game.

The efforts, commitment, dedication and sacrifices made by referees must be acknowledged in attending Affiliate, Regional, State, National and International duties as the expectation from the sport is to have the best referees to officiate the game.

Our elite referees performed exceptionally well with the following referee's appointment to the 2020 Trans Tasman Series:

- Youth Trans Tasman – Brad Smith, Luke McKenzie, Anthony Smith, Campbell Muir
- Open Trans Tasman (postponed) - Brett Freshwater

At National Level, 12 Referees were appointed to officiate the 2020 NRL Touch Premiership games.

TFA Premiership Referee Squad: Brett Freshwater, Luke McKenzie, Brad Smith, Anthony Smith, Lachlan Freshwater, Darren Couper, Matt Lavery, Michael Littlefield, Campbell Muir, Matthew Prendergast, Jordan Randle and Denise Weier.

The JETS Referee program identifies young referees that demonstrate the ability to become one of Queensland's best referees. The objective of the program is to provide a structured pathway for young referees to achieve their goals with the help of coaching and support from other referees, coaches, players and mentors. Congratulations to the following candidates who were successfully selected at QTF's Junior State Championships to join the JETS Program in 2020.



JETS REFEREE PROGRAM

Charlise Falconer
Abby Davis
James Watt
Jack Ditchmen
James Roe
Poppy Buckland
Riley Wotton
Zoe Cornish
Makenzie Weier
Mathew Sheppard
Georgia Soeters



2019 - 2020 EVENT SNAPSHOT:

235 REFEREES

QTF Junior State Cup

52 REFEREES

QTF Junior State Championships

97 REFEREES

QTF QLD State Cup

31 REFEREES

NYC/NSC 2019

61 REFEREES

NTL 2020

PARTICIPATION & DEVELOPMENT

EDUCATION COURSES



**62
COURSES**



**500+
REFEREE
ACCREDITATIONS**



**150+
COACH
ACCREDITATIONS**

Queensland accredited courses were reduced this year due to the impact of COVID-19 restrictions between March and June 2020. Restrictions forced the cancellation of 10 Referee and 6 Coach courses scheduled for March, and no further courses were able to be conducted during this period.

The introduction of TFA's 'The Nest' accreditation system in late 2019 has led to some teething issues, as courses, registration and accreditations transfer online. There has been a huge focus on moving previous coach and official accreditations onto The Nest through the RPL/RCC process.

In total, there were 62 courses, including 47 referee and 15 coaching courses delivered across the state. This included 500+ referees and 150+ coaches receiving accreditations over the past 12 months.

A huge thanks to the network of presentations and facilitators across Queensland for their hard work in upskilling our valuable workforce!

REFEREE COURSES



**47
COURSES**



**585
PARTICIPANTS**

Level 1 Referee | 38 Courses | 511 Participants

Level 2 Referee | 7 Courses | 62 Participants

Level 3 Referee | 2 Courses | 12 Participants



REFEREE COURSES (BY REGION)

REGIONS	COURSES	PARTICIPANTS
South Queensland	9	97
North Queensland	9	153
Brisbane	8	106
South West QLD	6	60
Sunshine Coast	10	99
Central Queensland	5	70
TOTAL	47	585

REFEREE COURSES (BY REGION/LEVEL)

REGION	COURSES	PARTICIPANTS
Brisbane	8	106
Level 1 Referee	7	88
Level 2 Referee	1	18
Level 3 Referee	0	0
Central Queensland	5	70
Level 1 Referee	3	52
Level 2 Referee	1	14
Level 3 Referee	1	4
North Queensland	9	153
Level 1 Referee	8	146
Level 2 Referee	1	7
Level 3 Referee	0	0
South Queensland	9	97
Level 1 Referee	6	75
Level 2 Referee	2	14
Level 3 Referee	1	8
South West QLD	6	60
Level 1 Referee	5	58
Level 2 Referee	1	2
Level 3 Referee	0	0
Sunshine Coast	10	99
Level 1 Referee	9	92
Level 2 Referee	1	7
Level 3 Referee	0	0
TOTAL	47	585

PARTICIPATION & DEVELOPMENT

COACH COURSES

FOUNDATION COACH



15
COURSES


156
PARTICIPANTS

COACH COURSES AND PARTICIPANTS

REGIONS	COURSES	PARTICIPANTS
South Queensland	0	0
North Queensland	5	65
Brisbane	3	29
South West QLD	3	27
Sunshine Coast	2	14
Central Queensland	2	21
TOTAL	15	156

COACH COURSES (BY REGION/LEVEL)

REGION	COURSES	PARTICIPANTS
Brisbane	3	29
Foundation Coach	3	29
Central Queensland	2	21
Foundation Coach	2	21
North Queensland	5	65
Foundation Coach	5	65
South Queensland	0	0
Foundation Coach	0	0
South West QLD	3	27
Foundation Coach	3	27
Sunshine Coast	2	14
Foundation Coach	2	14
TOTAL	15	156

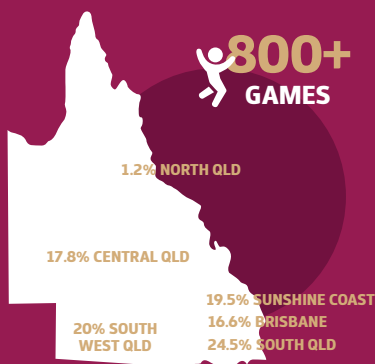


EVENTS BY THE NUMBERS



JUNIOR STATE CUP

11-14 JUL



2595 PARTICIPATION

45% MALE

55% FEMALE

28 AFFILIATES



500+ VOLUNTEERS

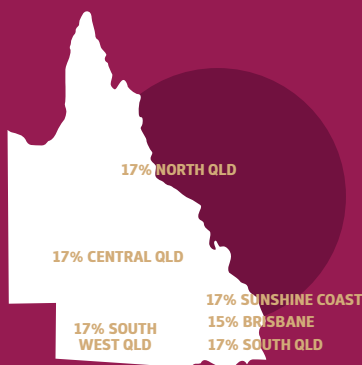
224 TEAMS

235 REFEREES

8,000+ SPECTATORS



23-25 AUG



492 PARTICIPATION

50% MALE

50% FEMALE

6 REGIONS



98+ VOLUNTEERS

36 TEAMS

52 REFEREES

1,000+ SPECTATORS



QLD STATE CUP

29 NOV - 1 DEC



99 TEAMS

1300+

PLAYERS / REFEREES / VOLUNTEERS

500+ GAMES

LIVESTREAM

159K
TOTAL VIEWS

LARGEST AGE DEMOGRAPHIC
OF VIEWERS:

1. 18 - 24
2. 25-44 years



60%
MALE



40%
FEMALE

EVENTS

JUNIOR STATE CUP



JUNIOR STATE CUP

It was a jam-packed 3-day event at this year's QLD Touch Football's 2019 Junior State Cup. 224 teams consisting of more than 3,200 players, referees, coaches and managers took part in the event.

We would like to thank our sponsors for their support of the event, Fraser Coast Regional Council, Optus, Inferno, fisiocrem, Steeden, All Sports Travel, DSA Images, Coles and the Hervey Bay Touch Association for their continued assistance with the event.

The chill out zone powered by Optus was a great hit this year, it allowed spectators to relax and watch the livestream coverage from a beanbag on the Optus big screen. Players and parents were well looked after by fisiocrem and their on-site physiotherapists. There were approximately 18 food vendors in Vendor City with plenty of food options to choose from. Once again, the Junior State Cup merchandise was popular with spectators lining up outside the Inferno tent ready to purchase.

We're the top state in Australia for juniors and youth in touch football and throughout the event we saw why. On the field there was some exceptional touch footy played which showcased promising up-and-coming players. Congratulations to Bradley Russell, Redlands Touch Association who was awarded the prestigious Scott Notley Award and Taylah Connell, Gold Coast Touch Association who received the Kerry Norman Award.

Footy wasn't all that occurred on the field. On day 2 of the event on field 20, two of our referees Matt Butler and Danielle Nunn got engaged post-match. The pair met at Junior State Cup four years earlier on that very field. Congratulations once again to the happy couple!

A huge thank you to all affiliates, teams, players, coaches, referees and volunteers. Our contribution to this event does not go unnoticed.

Congratulations to all winners and players of the final.

RESULTS

UNDER 10 GIRLS: BMTA Red 2 - Redlands Red 1

PLAYER OF THE FINAL: Aria Chadburn, BMTA

UNDER 10 BOYS: BMTA Red 4 - Coomera A 0

PLAYER OF THE FINAL: Isaac Richter, BMTA Red

UNDER 12 GIRLS: BMTA Red 5 - Toowoomba White 0

PLAYER OF THE FINAL: Charlie Nikola, BMTA Red

UNDER 12 BOYS: Rockhampton Red 3 - Coomera A 2

PLAYER OF THE FINAL: Conner Wastell, Rockhampton Red

UNDER 14 GIRLS: BMTA Red 3 - Redlands Red 1

PLAYER OF THE FINAL: Chloe Nikola, BMTA

UNDER 14 BOYS: Gold Coast 7 - Toowoomba White 4

PLAYER OF THE FINAL: Kyer Teika, Gold Coast

UNDER 16 GIRLS: Rockhampton 5 - BMTA Red 4

PLAYER OF THE FINAL: Sophie Duff, Rockhampton

UNDER 16 BOYS: Gold Coast A 5 - Rockhampton 3

PLAYER OF THE FINAL: Jack Quinn, Gold Coast

UNDER 18 GIRLS: Gold Coast 7 - Palm Beach 5

PLAYER OF THE FINAL: Francesca McDonald, Gold Coast

UNDER 18 BOYS: Gold Coast 7 - Palm Beach 5

PLAYER OF THE FINAL: Drew Price, Redlands



BRADLEY RUSSELL
SCOTT NOTLEY AWARD
2019



TAYLAH CONNELL
KERRY NORMAN AWARD
2019



AFFILIATE CHAMPIONS

BRISBANE METROPOLITAN TOUCH ASSOCIATION

PALM BEACH TOUCH ASSOCIATION

DALBY TOUCH ASSOCIATION

EVENTS

JUNIOR STATE CHAMPIONSHIPS



The 2019 Junior State Championships was held in Central Queensland and hosted by the Bundaberg Touch Association.

The host region Central Queensland (CQ) Bulls dominating Day 1 and 2, appearing in all finals on Day 3 of the three-day tournament. South Queensland Border Districts (SQBD) hoped to defend their 7-year reign as Champion Region however, there was no stopping the Central Queensland Bulls, who won the Shuker-Williams Trophy claiming the 2019 title 'Champion Region'.

The level of competition increased from 2018 with outstanding football played throughout the tournament from all six regions.

The Junior State Championships provides the opportunity to identify athletes from all regions and provide opportunities through development pathways. Each year Merit teams for Under 12 Boys and Girls, Junior Cowboys, Junior Broncos and Junior Titans Youth Teams in the Under 14 and 16 age groups as well as the QLD JETS referee program are selected and announced from the event.

The QLD youth teams are selected in collaboration with the coaches of each team and acknowledge the effort, commitment and sportsmanship these players have shown to their regions.

The selected players will be invited to attend a youth academy to further enhance their skills in the sport of touch football.

We would like to thank our sponsors for their support Optus, DSA Images, Inferno, fisiocrem, Steeden, All Sports Travel, and the Bundaberg Touch Association for their continued assistance with the event and the Bundaberg Regional Council for their support.

A huge thank you to all affiliates, teams, players, coaches, referees and volunteers for your contribution to this event does not go unnoticed.

Congratulations once again to those selected in the JETS program and the Q Youth Academy Teams. A full list can be viewed under the Performance and Pathways section of this document.

RESULTS

UNDER 12 GIRLS: CQ Bulls 6 Vs SWQ Swans 2

PLAYER OF THE FINAL: Zoe Robson

PLAYER OF THE SERIES: Molly Kelso

UNDER 12 BOYS: CQ Bulls 4 Vs Brisbane Cobras 0

PLAYER OF THE FINAL: Chayce Bayles

PLAYER OF THE SERIES: Kealan Chadburn

UNDER 14 GIRLS: CQ Bulls 6 Vs Brisbane Cobras 3

PLAYER OF THE FINAL: Kahlia Bob

PLAYER OF THE SERIES: Sophie Smith

UNDER 14 BOYS: CQ Bulls 7 Vs SWQ Swans 6

PLAYER OF THE FINAL: Matthew Moore

PLAYER OF THE SERIES: Blaise Prendergast

UNDER 16 GIRLS: CQ Bulls 8 Vs SQ Sharks 0

PLAYER OF THE FINAL & PLAYER OF THE SERIES:

Sophie Duff

UNDER 16 BOYS: CQ Bulls 10 Vs NQ Cyclones 8

PLAYER OF THE FINAL: Flynn Kelso

PLAYER OF THE SERIES: Tana Martin

CHAMPION REGION

The Shuker/Williams Trophy

The host region, Central Queensland (CQ) Bulls

JUNIOR MALE REFEREE OF THE TOURNAMENT:

Jack Driehus

MALE REFEREE OF THE TOURNAMENT:

Campbell Muir

JUNIOR FEMALE REFEREE OF THE TOURNAMENT:

Chelsea Chilmaid

FEMALE REFEREE OF THE TOURNAMENT:

Fiona Quinn

EVENTS

BUNDABERG CUP



The 2020 Bundaberg Cup was supported by Tourism Events Queensland and the Bundaberg Regional Council. Over 48 teams from across Queensland headed to Bundaberg and took to the fields to play some touch football in the fifth annual Bundaberg Cup – Australia's richest touch football knockout tournament.

In 2020 we saw an increased number of participants within each division and a significant number of new team registrations. Although teams battled through intense heat, it was an action-packed two-day event showcasing some outstanding touch footy. This year, Juniors played over two days instead of one to cater for the growing number of teams and games. This also allowed families to spend a bit more time in the Bundaberg region.

Mayor Jack Dempsey showed his support of the event, attending over the weekend. A huge thank you to Bundaberg Touch Association for allowing us to utilise their facility at Greg Duncan Fields.

Congratulations to all the champions and everyone who participated in Bundy Cup 2020. A \$20,000 prize pool was distributed to the winners, see below the results from the weekend. Congratulations to Brew Tang Clan (Men's Social) and Rockhampton (Men's Open) who secured a consecutive victory, 2019 and 2020 champions in their respective divisions.

It was once again a fun and fantastic social sporting event. We can't wait to do it all again next year.

RESULTS

UNDER 12 BOYS:

Bundaberg (4) V Gympie Guppies (2)

UNDER 12 GIRLS:

Wildfire (4) V Black Diamond Drop Bears (1)

UNDER 14 BOYS:

Rockhampton Red (5) V Bundaberg (2)

UNDER 14 GIRLS:

Rockhampton (6) V Bundaberg (0)

UNDER 16 BOYS:

Gladstone (6) V Gympie Gropers (4)

UNDER 16 GIRLS:

Allstars Swifts (3) V Rockhampton (2)

MEN'S OPEN: Rockhampton (6) V FH Phamis (2)

MIXED OPEN:

Orange Justice (10) V Ball Hogs (6)

MEN'S SOCIAL (MASTERS):

Brew Tang Clan (7) V Don't waste me (3)

MIXED SOCIAL (MASTERS):

Jackhammers (8) V QNZLDer (4)



EVENTS

QLD STATE CUP



QLD STATE CUP

The Gold Coast sure turned on the heat at the 2019 QLD State Cup. 99 teams representing approximately 24 affiliated associations and over 300 match officials and volunteers took part in the event at the Coomera Sports Park between November 29 – December 1.

We would like to thank our 'Event' partners for their support of the event, City of Gold Coast, fisiocrem, DSA Images, XXXX and our 'All of Game' partners, Inferno, Steeden, All Sports Travel, College of Sport and Fitness and Eckoo for supporting the event and Queensland Touch Football.

The players endured tough weather conditions, playing in 30-degree heat almost every day of the tournament. Storms threatened to end the Men's Premier Final at half time on Sunday afternoon as the clouds rolled in, however an adjustment in the schedule and swift presentation delivery, meant all games were played.

The XXXX Beer Garden was jam-packed on finals day, teams, players, friends and family kicking back with a nice cool beverage to watch some spectacular touch football unfold on field one, which is what it's all about, having fun with your mates!

On the field, there was some exceptional touch footy played, which showcased some of the NRL Touch Premiership players and experienced veterans. The international Japanese team, the Honey Bees only managed to secure a single win in a tough Women's Premier division.

A huge thank you to all affiliates, teams, players, coaches, referees, and volunteers, your contribution to this event does not go unnoticed.

We're excited to announce we will be back next year – bigger and better, so bring it!

Congratulations to all winners and players of the final.

RESULTS

AFFILIATE CHAMPION: Brisbane Metropolitan Touch Association

MEN'S OPEN PREMIER

Champions: Rockhampton (7) Runners Up: Redlands (5)
Player of the Final: Damon Moore (Rockhampton)

WOMEN'S OPEN PREMIER

Champions: BMTA UQ Rebels (5) Runners Up: Gold Coast (1)
Player of the Final: Sammy-Jo Curtis (UQ Rebels)

MIXED OPEN DIVISION A

Champions: Springfield Stingers (8) Runners Up: Brothers (6)
Player of the Final: Dylan Hennessey (Springfield Stingers)

MEN'S OPEN DIVISION A

Champions: Ipswich (7) Runners Up: Brothers (5)
Player of the Final: Aaron Rosen (Ipswich)

WOMEN'S OPEN DIVISION A

Champions: BMTA Mustangs (5) Runners Up: BMTA UQ Rebels (1)
Player of the Final: Breanna Eales (BMTA Mustangs)

MEN'S 20S

Champions: Rockhampton (5) Runners Up: Gold Coast (1)
Player of the Final: Flynn Kelso (Rockhampton)

WOMEN'S 20S

Champions: BMTA Storm (3) Runners Up: Toowoomba (1)
Player of the Final: Amelia Chadburn (BMTA Storm)

MIXED 20S

Champions: Gold Coast (4) Runners Up: Caboolture (2)
Player of the Final: Ngakau Perry (Gold Coast)

MEN'S 30S

Champions: Palm Beach (8) Runners Up: Caboolture (2)
Player of the Final: Aaron Jones (Palm Beach)

MIXED 30S

Champions: Kawana (10) Runners Up: Coolumb Blue Fin (2)
Player of the Final: Justin Otto (Kawana)

MEN'S 40S

Champions: Gold Coast (9) Runners Up: Toowoomba (3)
Player of the Final: Ricky Best (Gold Coast)

WOMEN'S 40S

Champions: Palm Beach (2)
Runners Up: Ipswich (1)
Player of the Final: Teena McIlveen (Palm Beach)

MEN'S 45S

Champions: Palm Beach (5) Runners Up: Toowoomba
Player of the Final: Damien Hofmeyer (Palm Beach)

MEN'S 50S

Champions: Townsville Sharks (3) Runners Up: Redlands (2)
Player of the Final: Edward Pardon (Sharks)

MEN'S 55S

Champions: Cairns Pirates (3) Runners Up: Redlands (2)
Player of the Final: Larry Hunter (Cairns)

EVENTS

QLD ALL SCHOOLS



The 2019 Queensland All Schools (QAS) was once again held at the Brisbane Metropolitan Touch Association with the support of the Brisbane City Council. The QAS is an event that Queensland Touch Football delivers in collaboration with the QAS Tournament Director Peter Bell.

The 37th edition of the QAS saw 450 teams (6000 participants) from across Queensland, New South Wales, New Zealand and even as far afield as Malaysia and Singapore spend five hard days competing for the coveted title of QAS 2019 Champions. Once again, the event showed that female participation in junior Touch Football is strong with females representing more than 54% of the field.

Congratulations to the following teams who were crowned Champions in their respective divisions:

13 GIRLS: The Cathedral College
13 BOYS: Coombabah SHS
15 GIRLS: Keebra Park SHS

15 BOYS: The Cathedral College
18 GIRLS: Chancellor College
18 MIXED: Emmaus College Rockhampton
18 BOYS: Ignatius Park College

SCHOOL CHAMPION: The Cathedral College

SUPER 6 SCHOOL CHAMPIONS:

1. The Cathedral College (Rockhampton)
2. Chancellor College (Sunshine Coast)
3. Emmaus College (Rockhampton)
4. Ignatius Park (Townsville)
5. Cleveland SHS (Brisbane)
6. Cavendish Road SHS (Brisbane)

Queensland Touch Football and the QAS would like to extend its thanks to the Brisbane City Council for its continued support of the Qld All Schools and the Brisbane Metropolitan Touch Association for their support in hosting the event.



EVENTS

QLD PRIMARY ALL SCHOOLS

The QLD Primary All Schools event held in November 2019 was the biggest Primary All Schools to date with 191 teams competing! Games were played on Friday night to cater for the expansion in teams, as well as Saturday and Sunday at Cleveland Showgrounds Redlands, Brisbane.

A huge thanks to Jason Boyd and his team of helpers, including Qld Primary Schools Touch, Redlands Touch Association and Redland City Council for their continuing support of touch football.

QLD SECONDARY SCHOOL SPORT & QLD PRIMARY SCHOOL SPORT

The Queensland Secondary School Touch (QSST) U15/U18 scheduled for June in Brisbane and Queensland School Primary (QPST) U10/U12 scheduled for August in Cairns were both cancelled due to the COVID-19 restrictions. Subsequently Queensland Schools representative teams Qld Fire were not selected in 2020.

PERFORMANCE & PATHWAYS



NRL TOUCH PREMIERSHIP

The NRL Touch Premiership in its full competition format was a huge success for Queensland with the Broncos women's and Cowboys men's teams winning the titles and reinstating Queensland at the top of the toughest competition in the Nation. In a very time precious environment, the Premiership was not without its logistical challenges from game 1 in April to the Grand Final in August. The Coaches were exposed to the rigours of week in week out high-performance competition expectations and players were challenged with having to balance their families and jobs up against travelling to play.

The Cowboys, Broncos and Titans all had very different campaigns and I believe coach and player leadership were the decisive differences between success.

Queensland and New South Wales balanced very different campaigns and moving forward QTF will need to provide tighter leadership, support and education across all logistical areas both on and off field if we are to maintain and improve on the momentum from this year.

PREMIER MENS – Cowboys

PREMIER WOMENS - Broncos

JUNIOR STATE CUP

The 2019 Junior State Cup was a fantastic event and saw for the first time the introduction of the non-competitive divisions to which we were unable to accept all entries. This has shown that there is a definite opportunity for non-competitive divisions to be considered across all ages. It was the 2nd year that the yellow card system has been introduced and again we saw a reduction in the number of Referee Incident Reports with no players cited this year for the first time and less than a handful of coaches and parents.

Talent Identification was conducted in the 18s boys and girls divisions. There was a noticeable decrease in the number of entries for both the Boys and Girls 18s teams. This is a concern that will need to be addressed for next years event.

JUNIOR STATE CHAMPIONSHIPS

Bundaberg was the place to see the CQ Bulls destroy all other regions in the 2019 Junior State Championships taking out five winners medals and one runner-up from six divisions. It was a dominant display for all who attended and has set the tempo of expectation for junior touch events moving forward over the next few years.

Talent Identification was conducted across the 14s and 16s divisions with Regional Coaches liaising with QTF to identify the best players in their region to make up the Junior NRL Premiership Permit team to attend the Q Youth Academy in 2020. Merit teams were also selected by Regional Coaches in 12s divisions.

The selection process will be improved next year with the implementation of the Q Academy - Coach Developer Program.

NATIONAL YOUTH CHAMPIONSHIPS & NATIONAL SCHOOLS CUP

Touch Football Australia held the 2019 National Youth Championships and National Schools Cup at Sunshine Coast Stadium from 18 - 21 September.

Queensland was again the toast of the NYC taking out five from six divisions. The 18 Girls final was an all QLD affair with a repeat of last year's final that saw a regional team from South Queensland take out the title over the QSST State team and the QSST Boys narrowly going down to NSW.

The National Schools Cup saw QLD Schools win all four divisions Year 7/8 boys & girls and the Year 9/10 boys & girls.

Whilst QLD has always prioritised the NYC and NSC for both our state teams and regions it is proving to be one of the pivotal differences in our youth development pathway for both players & coaches.

QUEENSLAND ALL SCHOOLS

Another extraordinary event that saw 445 teams compete in over 1600 games at Whites Hill Reserve in Brisbane. This year's event gave me the chance to see firsthand the opportunities QTF has with a Coach Developer Program given that there were over 500 Coaches and Assistant Coaches involved in the All Schools. The interactions with Schools around their touch programs and where QTF can best assist moving forward were invaluable and have already aided in establishing new opportunities for 2020. It was no surprise to see the well-established Coaches and Schools finding success at this event after many years of School Touch programming to enhance their training and competition planning. Many observations to take away from this event that will lend well towards Pathways Education improvements

QUEENSLAND STATE CUP

The Qld State Cup landed back on the Touch Football calendar with a bang that echoed throughout the touch world!!! A wonderfully displayed event showcasing the best athletes both player and Referee coming together for a world class weekend of Touch. With 99 teams in attendance hosting some of the best players in the game, the Qld State Cup experience will be highly sought after

for years to come. This event was also the primary Talent Identification and selection opportunity for State of Origin and High-Performance.

NATIONAL TOUCH LEAGUE

The 2019 NTL was held in strange conditions with the threat of COVID-19 hanging over the event from start to finish. Regardless the standard for Touch Football was never in question with the Australian Emus on show in the Men's, Women's & Mixed Open Divisions. The North Queensland Men's Open team caused the upset of the Men's Open Division beating Central Queensland in the semi-final and going through to the Grand Final where they were unable to beat the back to back Hornets. The South Queensland Sharks went on an amazing run in the master's men's divisions winning 5 of 6 available divisions contributing to the Sharks winning the overall title. CHAMPIONSHIP GOLDEN BOOT – South Queensland Sharks

STATE OF ORIGIN POSTPONED

The 2020 State of Origin event was postponed due to the impact of COVID-19 until Friday 18 – Saturday 19 June 2021 and will remain at C.ex International Stadium, Coffs Harbour.

State of Origin will include 15 Competition Divisions and 2 Invitational Divisions will have their squads finalised at the 2020 Qld State Cup before squads are announced and teams selected in early 2021.

This will see the event run back to back, in NSW in 2021 and back home here in QLD in 2022 before returning to its normal two-year cycle in 2024.



PERFORMANCE & PATHWAYS

Q ACADEMY



Q YOUTH ACADEMY

The Youth Academy was relocated to the Gold Coast in February where we saw all 12 teams hosted at the Gold Coast Performance Centre at Runaway Bay. The facilities were an improvement on previous camps with greater green space access giving us an opportunity for more training games and skill development. Guest Speakers Peter Norman, Danni Davis and Sammy-Jo Curtis supported the camp with leadership talks across the evenings at the Elite Inductions. Due to the timing of the Youth Academy there is an obvious need to provide the players with fitness and conditioning programs to ensure they are keeping healthy in the lead up to the camp over the holidays. This will reduce the number of small niggles and soft tissue injuries during the fitness testing. The coach application process will change for future camps ensuring coach mentoring opportunities for dedicated coaches in the QTF pathway.



2020 TEAMS

MERIT TEAMS
UNDER 12 GIRLS

Freya McManus
Chelsea Meigan
Molly Kelso
Manaia Faiumu Malone
Tayla O'Shanesy
Millicent Watson
Aria Chadburn
Kate Rockett
Sienna Carr
Millie Evans
Amelia Porteous
Chezaan Kanui

UNDER 12 BOYS

Beau McCarron
Khaid Wixon
Bronson Carlos
Connor Wastell
Harry Taske
Tyler Erickson
Jeremy Dore
Nathan McKellar
Max Grills
Kyrán Broderick
Jontaye Brown
Kealan Chadburn



208
PARTICIPATION

PERMIT TEAMS



COWBOYS			
14 Girls	14 Boys	16 Girls	16 Boys
Samantha Hancock	Lahbron Tamanika	Lalekqua Songoro	Mitchell Hansen
Tahlia Shuker	Liam Barnes	Tarni Anderson	Matthew Long
Dominique Saunders	Connor Guley	Waverley Marsh	Lincoln Seierup
Lilla Pratt	Tase Black	Madeleine Wilson	Bailey Wren
Olivia Jenkins	Clancy Hohn	Eden Falconer	Mack Geiger
Taylor Driver	Carter Vincent	Jaydah Dorante	Matthew Hunter
Trista Lyon	Jett Harney	Hara Fraser	Beau Hodges
Grace Burbridge	Tait Coghlan	Kacey Musk	Levi Buchanan
Madeleine Wallace	Jhidan Dikes	Meg Rileigh O'Brien	Cathane Hill
Ella McCarthy	Jake Brewer	Lara Hutchinson	Trey Hahipene
Thalia Clarke	Brashar Coutts	Tahlia Gigliotti	Riley Pickering
Emily Driehuis	Scott Swain	Coach – Billy Dorrick	Coach – Kevin Hunter
Teesha Edwards	Mitchell Brown		
McKealy Farr	Marcus Bell		
Coach – David McManus	Coach – Josh Hogan		
Coach – Baz Cutmore			



TITANS			
14 Girls	14 Boys	16 Girls	16 Boys
Zoe Waters	Bailey Deakin	Holly Willmington	Corey Nolan
Emerson Hamblin	Harrison Whitehouse	Milly Neville	Cooper Adam
Kate Ellem	MaCauley Nolan	Chloe Ellem	Jackson Walker
Bridget Doherty	Bailey Skinner	Molly McPherson	Jacob Madden
Chloe Palliser	Matthew Moore	Isabelle Reed	Riley Madden
Taleah Ackland	Brock Sankey	Emily Phillips	Jay Scofield
Brooklyne Schmid	Tyler Madden	Lily Searston	Ngakau Perry
Ella Searston	Tyahn Keepa – Tamati	Eloise Robinson	Rhys Laurence
Ella Peters	Rakoia Smith	Maya Sheil	Anthony Petley-Raupita
Georgia Hunt	Karaitiana Tamakehu Simpson	Sierrah Dawson	Noah Lester
Charli Smith	Kai Smith	Atlanta Peters	William Powell
Ella Kempnich	Ronan Delaney	Hayleigh Waters	Dusty Brown
Coach – Shane Simmons	Coach – Abbie Prendergast	Coach – Lambros Toomanga	Coach – Tammy Banks
			Coach – Andrew Ratu



BRONCOS			
14 Girls	14 Boys	16 Girls	16 Boys
Chloe Nikola	Jordan Bell	Paige Fowkes	Hayden Wong
Pia Murphy	John Joyce	Claire Gould	Zac Ryan
Olivia Atkins	Azaraia Aila	Zali Purcell	Jye Eades
Jada Harris	Luke Schafer	Brooke Parker	Bowman Jackson-Jacobs
Leilani Hills	Marcus Jones	Caitlyn Gregor	Heath Crawford
Rhani Hagan	Tulloch McLellan	Lilli Finger	Luca Pietrobon
Charlotte Blackwood	Kane Hammermeister	Casey Dobson	Cain Franks
Maya Toshach	Callum Pearce	Tia McLellan	Ky McNamara
Ella Purton	Harry Armstrong	Benaya Laloata	Cameron Feary
Scarlett Ware	George Finger	Isabelle Elias	Reed Feary
Kaia Jean Tau Te Rangi Marie Busby	Cooper Clark	Kelly Stephan	Zayne Miller
Jenna Williams	Kayliss Brown	Alexandra Whitaker	AJ Aspery
Stephanie Lawrence	Coach – John Bourke	Allie Salter	Allie Salter
Alla Christensen		Coach – Levi TeNamu	Coach – Andre Boon
Coach – Josh Hillman			
Coach – Kerry Bradford			

PERFORMANCE & PATHWAYS

Q SPRING & SUMMER TOURS

The Spring Tour saw QTF hit the road during the school holidays between the 24-29 September heading West for a few days before rounding back towards the Sunshine Coast. Affiliates visited were Dalby, Kingaroy, Gympie, Childers and Bundaberg. The Affiliates are offered a choice of the Holiday Academy, Development Academy and a Coach Forum with both Holiday and Development Academies an important part of the Coach Developer Program. These are offered to all coaches to come get involved and learn alongside the QTF team.

SPRING / SUMMER TOUR – 5 AFFILIATES, 175 PARTICIPANTS

SPRING TOUR	START DATE	FINISH DATE	DAY/ WEEKS	AFFILIATE	REGION	PARTICIPANTS
Spring Tour - Dalby	24-Sep-19	24-Sep-19	1 Day	Dalby Touch Association	South West	49
Spring Tour - Kingaroy	25-Sep-19	25-Sep-19	1 Day	Kingaroy Touch Association	Sunshine Coast	67
Spring Tour - Gympie	26-Sep-19	26-Sep-19	1 Day	Gympie Touch Association	Sunshine Coast	27
Spring Tour - Childers	27-Sep-19	27-Sep-19	1 Day	Childers Touch Association	Central Queensland	12
Spring Tour - Bundaberg	28-Sep-19	29-Sep-19	2 Day	Bundaberg Touch Association	Central Queensland	20

The Summer Tour was a lovely trip North starting at Gladstone, Yeppoon, Mackay, Townsville and Gordonvale. Although it was during the tropical rain season, all Summer tour sessions were very well attended by players and coaches with many requesting dates and times for visit next summer school holidays!

SUMMER TOUR – 5 AFFILIATES, 403 PARTICIPANTS

SUMMER TOUR	START DATE	FINISH DATE	DAY/ WEEKS	AFFILIATE	REGION	PARTICIPANTS
Summer Tour - Gladstone	12-Jan-20	13-Jan-20	2 Day	Gladstone Touch Association	Central Queensland	36
Summer Tour - Yeppoon	14-Jan-20	15-Jan-20	2 Day	Capricorn Coast Touch Association	Central Queensland	97
Summer Tour - Mackay	16-Jan-20	17-Jan-20	2 Day	Mackay Touch Association	North Queensland	59
Summer Tour - Townsville	18-Jan-20	19-Jan-20	2 Day	Townsville Touch Association	North Queensland	116



Q PERFORMANCE ACADEMY

The Performance Academy has been very well received as an up to date trends of the game development program being offered by the QTF Development team. Having been created specifically with youth pathway skill development in mind, the South East Qld schools and affiliates have been quick to get QTF in to run the Performance Academy. The strength in this program is the Coach Developer that offers all coaches and teachers the opportunity to do the six-week program as a coach with the QTF Development Staff working together through the drills and skills in the session plan each week.

PERFORMANCE ACADEMY – 9 ACADEMIES, 272 PARTICIPANTS

Q PERFORMANCE ACADEMY	PROGRAM START DATE	PROGRAM FINISH DATE	DAY/ WEEKS	VENUE	REGION	PARTICIPANTS
Q Performance Academy - Fairfield	29-Jul-19	2-Sep-19	6 Weeks	O'Grady Park	Brisbane	8
Q Performance Academy - Toowoomba	30-Jul-19	3-Sep-19	6 Weeks	Toowoomba Touch Association	South West	26
Q Performance Academy - Ipswich	31-Jul-19	4-Sep-19	6 Weeks	Ipswich Touch Association	South West	21
Q Performance Academy - Gold Coast	15-Oct-19	19-Nov-19	6 Weeks	Owen Park	SQBD	20
Q Performance Academy - Brothers	22-Oct-19	26-Nov-19	6 Weeks	Brother Touch Association	Brisbane	41
Q Performance Academy - Caboolture	16-Oct-19	20-Oct-19	6 Weeks	Caboolture Touch Association	Sunshine Coast	40
Q Performance Academy - Palm Beach	6-Feb-20	19-Mar-20	6 Weeks	Palm Beach Touch Association	SQBD	17
Q Performance Academy - Ormeau Woods SHS	5-Feb-20	18-Mar-20	6 Weeks	Ormeau Woods SHS	SQBD	34
Q Performance Academy - Fairholme College	11-Feb-20	24-Mar-20	6 Weeks	Fairholme SHS	South West	65*

REGIONAL BODIES



REGIONAL BODIES

BRISBANE



2019 / 2020 has been a busy and successful time in the Brisbane Region. Our Affiliate competitions continue to grow and gain strength, thanks to the hard-working volunteers and staff that organise and run these competitions.

June 2019 presented an opportunity for our Regional Administrator Angela Trenerry to accept a position with Touch Football Australia. Thanks to Angela, who even though no longer in her role with Brisbane Region, continued to work behind the scenes to facilitate regional activities in 2019. We acknowledge Angela's commitment and contribution to the region and wish her all the best for the future.

Season 2, 2019 participation data across the region remained consistent against 2018, proving that touch football in Brisbane continues to provide an affordable recreation option for families. Whilst team numbers in Season 1, 2020 were looking positive for Brisbane Affiliates, the impact of COVID-19 in March brought a halt to competitions across the country.

The development of touch football in the region remained the priority for 2019 / 2020. With the support of the Queensland Touch Football (QTF) Game Development Officer and numerous volunteers including BTF's Technical panel members, the region was able to deliver a number of Coach and Referee courses, development clinics, 'come & try days' and school based gala days between July 2019 and COVID shutdown.

The introduction of the Brisbane Primary All Schools Tournament in 2019 saw 20 Primary School teams register for the inaugural tournament which was held in October. Fine weather greeted the participants, and a great

tournament was contested by all.

13 Brisbane Cobras teams took to the field in in March at TFA's National Touch League, proving the strength in the senior representative program of the region. The Women's 30s and Women's 45s teams were successful in their campaigns winning their respective Grand Finals, the Men's 60s finished second in a hard-fought Grand Final. The Senior Mixed and Women's 40s teams finished 3rd, and both the Men's 40s and Men's 45s were 4th in their divisions. The development that participation in the NTL tournament provides to our players and referees is invaluable, and teams thoroughly enjoy competition against the best players in the country.

The QTF Junior State Championships were held in Bundaberg in 2019. Brisbane Cobras were well represented in all 6 divisions, with their efforts providing some excellent results. Our Brisbane referees performed outstandingly at this year's Junior State Champs. Senior referees were rewarded with finals appointments and at the conclusion of the event, 5 Cobras referees were named in QTF's Junior Elite Talent Squad (JETS) program.

At the conclusion of the 2019 National Youth Championships in September both of our U18 teams were knocked out in the semi-finals. Our girls were undefeated up to this point. They went down in a drop-off to the 2019 Champions - Sharks, and our boys in the plate finals to Sunshine Coast. Brisbane Referees performed well, with 4 referees being placed in the top 20 at the conclusion of the event.

Our Brisbane Cobras Coaching staff must be commended on their dedication and commitment in supporting the regional representative program at all levels, including Junior, Youth and Senior teams. We are fortunate to have



so many talented, skilled individuals who give of their time to share their knowledge and enhance player development.

At the BTF AGM, the Management Committee farewelled Independent Member Graham Quinlivan and BMTA Foundation Member Leeanne Bauer, who had both reached maximum term lengths in their positions. The contributions of both Graham and Leeanne and their continued support have been invaluable in ensuring the continued success of the region, we thank them both for their time, care and dedication.

Brisbane Touch Football is a major stakeholder in the future of the sport of touch football, not only in our specific region but across the state as well. We are here to provide an avenue for people to represent their region and to showcase our region by holding touch football events. Our individual affiliates have done a fantastic job in providing competitions, events and growth opportunities at the grass roots level, without the success of our affiliates at this level our region will not grow and remain successful.

The Brisbane Touch Football committee is in place to help develop players, coaches and referees to step up from park level football to a regional representative level. We aim to provide valuable support to enable players, coaches and

referees to obtain the necessary skills and attributes to enable them to reach their personal achievement targets.

Both at regional level and in our Affiliates, we are incredibly fortunate to have so many dedicated volunteers, who work for their communities, often without the recognition they deserve. Volunteers should be appreciated and encouraged, because we cannot exist without them, so make sure you give them a 'Thank you' or 'Fist pump' (COVID-Safe of course) to make them feel appreciated.

In closing, in order for our sport to grow, we need to be united. As a united touch community across the State we elevate our sport to the level that is required to win local, state and national titles.

I would like to personally thank all of our Affiliates for another year of dedication and commitment to the sport and getting people moving in your communities.

Onwards and upwards for the Mighty Cobras!

Adam Page
President
Brisbane Touch Football

REGIONAL BODIES

NORTH QUEENSLAND



North Queensland (NQ) planned to host a number of events and originally it shaped as our busiest year on record.

We had 105 teams compete at our NQ Junior Championships and as usual it was expertly run, and we remain very grateful to our countless volunteers in all areas that made it a success.

Unfortunately, the inaugural Junior State Cup North event was cancelled due to COVID as was our annual NQ All Schools.

From a representative perspective we had 6 teams attend Queensland Touch Football's (QTF) Junior State Championships (JSCH) in 2019, 2 teams competed at Nation Youth Championships (NYC) in 2019, we had 4 affiliates contest the Queensland State Cup (QSC) last year and 8 teams attend the National Touch League (NTL) in 2020 with the following results:

NTL 2020 placings

- MO 2nd of 14 teams
- WO 9th of 15 teams
- MXO 9th of 12 teams
- M30 6th of 6 teams
- M40 11th of 11 teams
- W40 6th of 8 teams
- M50 2nd of 7 teams
- M60 2nd of 7 teams

NYC 2019 placings

- U18B – 8/18 teams
- U18G – 11/17 teams

JSCH 2019 placings out of 6 teams

- U12B – 6th
- U14B – 5th
- U16B – 2nd
- U12G – 5th
- U14G – 5th
- U16G – 4th

We also recognised the tremendous contribution and success with awards to:

- Certificates of achievement - Frank Stampa, Brian Prove, Kel Lockyer, Keith Wakely, Joe Lo Grande and Bruce Johnston.
- Our Sportswoman of the year - Kelly Kennedy
- Our Sportsman of the year - Eddie Pardon
- Our Coach of the year – John Bourke
- Our Referee of the year - Fiona Quinn
- Our inaugural Sue Salter Service award was fittingly awarded to Sue Salter

Our Board has begun to review policy, mission and strategy but progress has been interrupted along the way, it remains a medium-term goal with the adoption in time hopefully of a 5-year strategy. My continued thanks to the NQ Board members for their commitment and wisdom. Thanks also to Renee and Sherriann who run the business and thanks also to our Development Officers, David and Katie.

A short but nevertheless productive year. Well done to all the NQ affiliates large and small, each one of them just as important as the other.

Shane Tibbs
President
North Queensland Touch Association



21
AFFILIATES



405 | 0
S2 2019 | S1 2020
JUNIOR PARTICIPATION



441 | 197
S2 2019 | S1 2020
SENIOR PARTICIPATION



13
VOLUNTEERS



13
COACHES
(REPRESENTATIVE)



13
REFEREES
(REPRESENTATIVE)



9 REFEREE
COURSES



5
COACHING COURSES

REGIONAL BODIES

CENTRAL QUEENSLAND



Central Queensland Touch Association (CQTA) had once again a successful year both at a representative and grass roots level.

CQTA delivered numerous courses throughout the region with many coaches and referees coming on board to deliver touch specifics to our members.

CQTA Affiliates grew in numbers at grass roots. A big shout out to the tireless work of volunteers from the Blackwater Touch Association. With the downturn that has hit many affiliates, we have touch back in Blackwater. Thank you.

CQTA assisted in the running of the QLD Schools Primary Under 12's Girls Championship in Longreach.

CQTA also for the first time held an Indigenous v All Stars Touch game as a curtain raiser to the Capras Rugby League Team. This was a success with players coming from Bundaberg through to Emerald to compete.

CQTA also for the first time in history of the QLD Junior State Championships had all 6 teams participate in the grand final, coming away with 5 championships out of the 6. CQTA would like to congratulate our players on their performance, but more importantly thank our team of hard-working volunteers, including our referees, coaches and our hard-working team behind the scenes.

I personally would like to thank our Board Members who continue to put their hand up on a voluntary basis to drive our sport in the right direction.

On behalf of CQTA we would like to thank our members for ongoing support, guidance and leadership.

General Manager
Central Queensland Touch Association



REGIONAL BODIES

SUNSHINE COAST, FRASER AND BURNETT DISTRICTS



Sunshine Coast Fraser and Burnett District Touch Association (SCFBDTA) and its Affiliates faced some unknown territory in 2020 due to the COVID-19 pandemic.

Season 2 2019 aided the completion of 2019 with an Affiliate Presidents get together. Our annual Junior Regional event with record numbers and the SCFBDTA Senior Regionals showcasing some extremely competitive teams from across the Region. Most SCFBDTA Affiliates were successful in grant funding which allowed Affiliates to purchase much needed equipment for the competition.

SCFBDTA Youth Academy was held early in the year with Karly Banks aiming to increase development of our coaches and players.

SCFBDTA were fortunate enough to participate at the National Touch League (NTL) in early March before the pandemic hit.

SCFBDTA worked with Affiliate presidents regularly throughout the pandemic when competitions were suspended. We developed websites and COVID-19 plans to assist Affiliates with the resumption of play.

SCFBDTA are looking forward to a year of growth and excitement around our Region in the coming year.

Amanda Dwyer
Chairperson
Sunshine Coast, Fraser & Burnett Districts Touch Association



REGIONAL BODIES

SOUTH WEST QUEENSLAND



Like many Regions 2020 has been a year of highs and lows with the impact of COVID 19, there have been many things all parties have had to learn to get Touch Football back on the park. South West QLD Swans thanks all volunteers, referees, coaches, players, parents, QLD Touch and TFA for assisting the re-launch of "Touch Footy" with the backdrop of COVID.

In 2019 South West Qld Swans performed well finishing 2nd overall at QLD Junior State Champs. Teams that had exceptional performances included the Under 14 Boys winning the final 7-6 against the CQ Bulls, with Matthew Moore named player of the final and Blaise Prendergast player of the series. Special mention also goes to the SWQ Touch Under 12 Girls which played the grand-final against CQ Bulls, whilst putting in a strong performance were runners up.

The 2019 SWQ Secondary All Schools tournament saw school teams from across the region once again converge on the Toowoomba Touch fields on 18 August 2019. The event saw 63 teams taking to the field in the 2019 event, and SWQ Touch thanks everyone who contributed to a great day. We would also like to commend everyone on their conduct and sportsmanship displayed on the day. The 2019 SWQ Primary All Schools event was held in Dalby. The skill level and sportsmanship displayed on the day is a credit to the Primary Schools in the SWQ Region, the carnival hosted 28 local school teams.

Nominations for the 2019 Titans Junior Club Challenge were up on compared to the previous year, taking the total teams to 49. Provision of a Foundation level event and making tournaments accessible to a wider range of players continues to have a positive impact on the development of players in South West Queensland, All Stars were club champions for the day.

SWQ fielded 4 teams at the National Touch League tournament held in Coffs Harbour during March 2020. Our Open Women's team reached the semi-finals and played well

but went down 7-3 to Scorpions. Our Open Men's team had a very strong carnival and played a nail-biting semi-final and just went down in drop-off 11-10 to North Qld. Our Men's 40's team bowed out in the quarter finals. Whilst our Open Mixed team with a young side gained extensive development and placed 10th overall. A great effort by all involved!

In early 2020, our Regional Administrator Sam Heath announced her transition to further development in the game by taking a role with QLD Touch. Sam has been involved with SWQ Touch for the past 3 years as an administrator, and volunteer and player for the past 20 years.

We acknowledge Sam's dedication to our sport and wish her all the best in the new role.

Participation across the 9 SWQ Affiliates in Season 1 of 2020 was halted due to COVID 19. Importantly, all of our Affiliates have recommenced summer competitions at grassroots.

When considering the geographical diversity of the region, it is pleasing to see the positive approach to provide touch football for juniors as COVID restrictions have been lifted.

Our challenges remain in the areas of game development and growth in a competitive market, supporting Affiliates in providing a high level of service to members and managing human resources effectively.

We once again acknowledge the geographical diversity of the region and the challenges around population, maintaining financially viable competitions, maintenance of facilities in the face of prolonged drought conditions and sourcing volunteers to conduct competitions, that our Affiliates continually navigate. Supporting the future growth of Affiliates and sustainable competitions remains a priority of SWQ Touch, we look forward to working with our membership to support their endeavours at grass roots level.

Bailey Garcha



REGIONAL BODIES

SOUTH QUEENSLAND AND BORDER DISTRICTS



"Change is the law of life, and those who look only to the past and present are certain to miss the future" -John F. Kennedy

The most significant opportunity our sport has been offered in the last 10 years was the review sponsored by the Queensland State Government of our sport's overall governance.

Armed with the findings of the comprehensive review, the South Queensland and Border Districts (SQBD) board and management agreed to go down the path of seeking operational change. SQBD was confronted with these realities:

- We were the most expensive region in the State.
- Despite this SQBD had not managed to build tangible assets or cash reserves.
- We needed to refocus our business on driving participation growth by delivering improved affiliate support.
- SQBD needed to significantly improve its financial management.
- The SQBD Board was not well placed to manage staff effectively.
- SQBD needed to improve its skill set with regard to business development.

As a result, and after significant negotiation, it was determined by the board that SQBD would outsource our staffing structure to Queensland Touch Football (QTF). The reality of this meant a monumental change for us heading into 2020.

Our long serving Regional Administrator, Garry Shepherd departed after 17 years in SQBD. Long serving board members Frank Bondolfi and Steve Waterson retired from the board having served more than 14 years on the board each.

Welcoming John Morris and Leigh-Ann Wilson onto the SQBD board to fill the voids left, we got to work on remodelling our sport in SQBD. We extend our great thanks to Greg Denny, Fiona Meggitt and the QTF staff for their terrific cooperation and help in assisting us drive our region forward.

First up under our newly evolving structure was a fantastic All Nations event, led by Mitch Alexander was the first test of our new direction and structure and it was a resounding success. The next step was to welcome Mark Tipple to SQBD in a new role of Affiliate Services Manager as employed by QTF, Mark was thrown in the deep end with a Nationals Campaign to coordinate, and the most important task of introducing himself to our Affiliates.

Our NTL campaign provided a monumental thrill! How

sweet it was to hoist the Golden Boot as NTL champions in 2020 with a narrow victory over Sydney Scorpions in the overall standings. An incredible effort by our players and coaches, and one that was beautifully complimented by the efforts of Mark Tipple, and his band of Volunteers who took our exceptional, 'Sharks Experience' to a new level of professionalism. SQBD teams qualified for six Grand Finals, winning five of them.

Celebrations were somewhat cut short with the outbreak and subsequent shutdowns related to Covid-19. The remainder of 2020 was spent looking to the future, refining processes, developing contingency plans, and hoping for a speedy return to play for the sport we love!

The SQBD board of Mathew Gilbertson, Chris Graham, Russell Thompson, Mel Smith, John Morris and Leigh-Ann Wilson extends its warm appreciation of all of our volunteers, affiliates, referees and coaches for their dedication and work on behalf of the sport.

Mathew Gilbertson
President
South Queensland and Border Districts



COMMERCIAL & MARKETING

PARTNERSHIPS

During 2019/20 QTF continued its commercial strategy and partnered with several organisations including Hygiene Systems Australia, QTF's Official Hygiene Supplier to assist with the COVID return to play framework and ensure Queensland Affiliates returned to the field safely. Eckoo, QTFs Official IT Solutions Supplier continues to provide IT support and drive advancements across the digital landscape.

QTF would like to thank the following sponsors for their continued support of Touch Football in Queensland over the 2019-20 season; Inferno, College of Sports and Fitness, fisiocrem, STEEDEN, All Sports Travel, DSA Images, City of Gold Coast, Fraser Coast Regional Council, Bundaberg

Regional Council, Tourism and Events Queensland and the Brisbane City Council.

QTF would also like to acknowledge the significant contribution and ongoing support of the Queensland State Government.

QTF introduced an Apparel Licensing Program and has successfully secured 6 suppliers for a three-year term. This program is intended to enable Affiliates and teams across Queensland to access quality on and off-field apparel at competitive price whilst protecting the QTF brand.



**Queensland
Government**

ALL OF GAME PARTNERS



EVENT PARTNERS



Dedicated to a better Brisbane



COMMERCIAL & MARKETING

MARKETING

As part of the 2018-2020 strategic plan there has been significant focus on digital engagement across social platforms. Part of this process included a review of our digital landscape and its usability and brand consistency. The underpinning key principles that drove the marketing department, included.

- **Driving participation and growth**
- **Brand alignment and consistency**
- **Useability and up-to-date content**
- **Affiliate & Regional support**

A back to basics approach was applied, reviewing QTF's digital presence, looking at what relevant and timely information was available and the delivery of engaging and informative content.

Two event dedicated sites were launched in early 2020, including QLD All Schools and QLD State Cup, delivering

participants and Affiliates and the wider community access to state of the art event information, showcasing what the sport has to offer to the wider community and potential partners.

QTF also developed a custom website templates to support Affiliates and Regions during the transition from Sports TG, which are available to be adapted and enhance their online presence.

During COVID-19 QTF launched a 'stay active' social campaign which provided our touch community with engaging videos of fitness, skills and drills to stay in touch and motivate the community during challenging times.

Showcasing past event highlights saw a significant increase engagement reaching over 40,000 people on a single post during this period and total engagement up on Facebook 150% on February.



24%

**AUDIENCE INCREASE
ACROSS FACEBOOK,
LINKEDIN, INSTAGRAM,
TWITTER AND YOUTUBE.**



15,218
≡ UP ≡
29%



11,700
≡ UP ≡
16%



1,240
≡ UP ≡
55%



293
≡ UP ≡
293%



1,676
≡ UP ≡
0.1%



FINANCIAL ANALYSIS 2019/20

FINANCIAL ANALYSIS

FINANCIAL COMMENTARY

The 2019/20 year was projected to produce a positive financial result for the year after a four-month review and re-build of the business operations was conducted in 2019. As a result of the review, changes were made around the way we charge affiliation fees and commercial competition fees. In addition, on 1st January 2020, the South QLD and Border Districts Region signed a Management Agreement with QTF which will streamline processes and reduce costs for the Region.

Unfortunately, the outbreak of the Coronavirus global pandemic had a serious impact on many industries, including touch football, with the introduction of restrictions on non-essential gatherings in March 2020. Ultimately, Season 1 2020 Affiliate competitions were suspended or cancelled, the Premier Autumn and City Winter commercial competitions were cancelled, Sponsorship agreements were put on hold and major events disrupted, including the State of Origin (postponed) and Junior State Cup 2020 (cancelled). QTF acted swiftly by standing down all but essential staff members within a week of restrictions being enforced in Queensland. These staff were re-engaged with the introduction of JobKeeper during which time they were actively planning for the return of sport.

The March to June quarter was forecast to generate a net profit of approximately \$140,000, with a year-end profit forecast of approximately \$70,000. The significant impacts of COVID-19 on QTF have resulted in a net loss of \$67,468 for the financial year (\$3,528 loss before depreciation and amortisation). This result was better than expected given the extenuating circumstances and the QTF management team should be acknowledged for their leadership through this challenging time.

The easing of restrictions has not come without further challenges as financial issues and health concerns continue to impact on our sport and limit participation. Hygiene standards became a priority with new protocols in place around physical distancing, hand, ball and venue sanitization and other measures to mitigate the risk of transmission of COVID-19. QTF was able to establish a new partnership with Hygiene Systems Australia to provide hardware and supplies to QTF and its' Affiliates, supported by a rebate system. This partnership has been a critical part of our return to play strategy to ensure that all Affiliates can safely resume competitions and return to normal levels of activity as soon as possible.

Considerable time has been invested into securing new event sponsorship agreements to support our major events and programs. During the financial year, funding was secured to run three State of Origin camps and the establishment of the Festival of Touch to enhance the already successful QLD State Cup Event. With the postponement of State of Origin, we have been successful in rolling over funding for camps

into 2021.

In March 2020, QTF launched our Apparel Licensing Program, in line with TFA Apparel Licensing, whereby six suppliers have now been granted non-exclusive rights to use QTF branding IP on approved apparel for a three-year term. The program intends to protect the QTF brand image, create a professional and consistent look and feel and control the use of our intellectual property (IP).

The affiliate competitions remain popular with 54 additional junior teams in S2 2019 compared to S2 2018 whilst senior participation has decreased by 22 teams for the same period. There was a noticeable increase in junior teams based around the Gold Coast which have struggled to recover after the 2018 Commonwealth Games.

The Premier and City Competitions saw a decline in participation with 44 fewer teams than last year over the Spring and Summer seasons. Competition remains strong in the social sport market. Premier and City Touch continue to focus on providing quality competitions, enhanced support and development for referees and improvements to fields and lighting.

Although our total spend on wages & salaries has remained relative stable there have been several notable changes to personnel. The position of CEO was vacant for 5 months of the year, a new Affiliate Services Manager was employed in January after SQBD signed a Management Agreement with QTF, a part-time Finance Officer was employed in February 2020 and several casual staff were employed to assist with marketing, events and referee development at Premier & City venues to address declining team numbers and increased competition.

MEMBERS EQUITY

During the 2018-19 financial year considerable time was spent reviewing our business model and as a result several changes were made to our Commercial Competitions and Affiliation fee structure. The impact of these changes was expected to be seen in the 2020 financial year with a forecast profit of \$70,000 anticipated. In addition, the SQBD region signed a Management Agreement with QTF on 1st January 2020 which will see increased savings and efficiencies for the sport in future years. Unfortunately, the impact of COVID-19 meant the financial benefits of the changed fee structure did not materialise resulting in a \$67,468 loss and a corresponding decline in Members Equity to \$175,649. With the return to play in July and a robust model now in place it is expected that these numbers will turn around in the 2021 financial year with a budgeted profit.

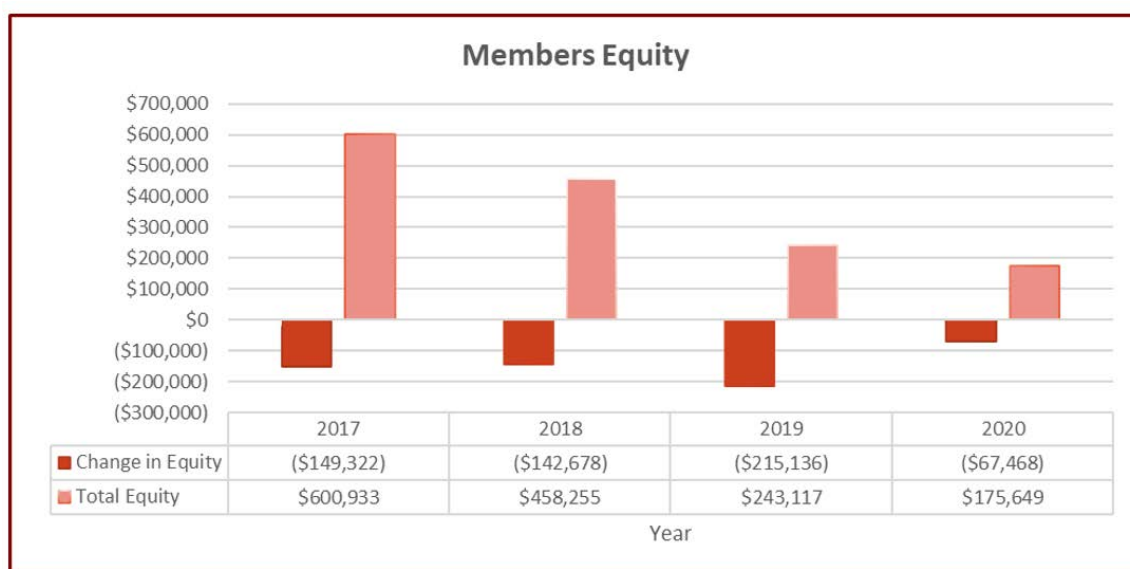


Figure 1 - Members Equity (*2017 was a 6-month reporting period)

REVENUE

An analysis across the key revenue areas of the Association highlights several notable points for consideration.

- Membership revenue for 2020 only includes S2 2019 Affiliate competitions. A change in fee structure was implemented from 1st January 2020. As the S1 2020 competition was cancelled due to COVID-19 there were no financial benefits to flow from this changed fee structure this financial year. The S2 2019 junior numbers remained strong with 54 additional teams compared to S2 2018, and overall decline of 22 senior teams, across the State.
- Event income was strong with the success of the 2019 Junior State Cup, 2020 Bundaberg Cup, and the introduction of the QLD State Cup in December 2019. Unfortunately, the State of Origin was cancelled due to COVID-19 however plans are underway to run this event in June 2021. Due to the success of the QLD State Cup in December 2019 this event has been expanded to a week-long Festival of Touch in the 2020 Financial Year.

Commercial revenue has remained steady despite the three-month shut down of operations. Sponsorship revenue grew by 95% to \$296,750 however, the Commercial competition revenue was down \$320k due to the Autumn and Winter seasons being cancelled.

Government and national body funding levels in 2020 were in line with 2019 however the Collaboration Agreement between TFA and QTF is not expected to continue into the 2021 financial year.

Sport Operations numbers are positive. The Sporting Schools Program continues to grow and 2020 saw the introduction of the Q Performance Academies delivered through schools, Brisbane, and Regional areas.

Other Revenue relates to Federal Government stimulus payments (Eg JobKeeper) for businesses significantly affected by coronavirus (COVID-19).

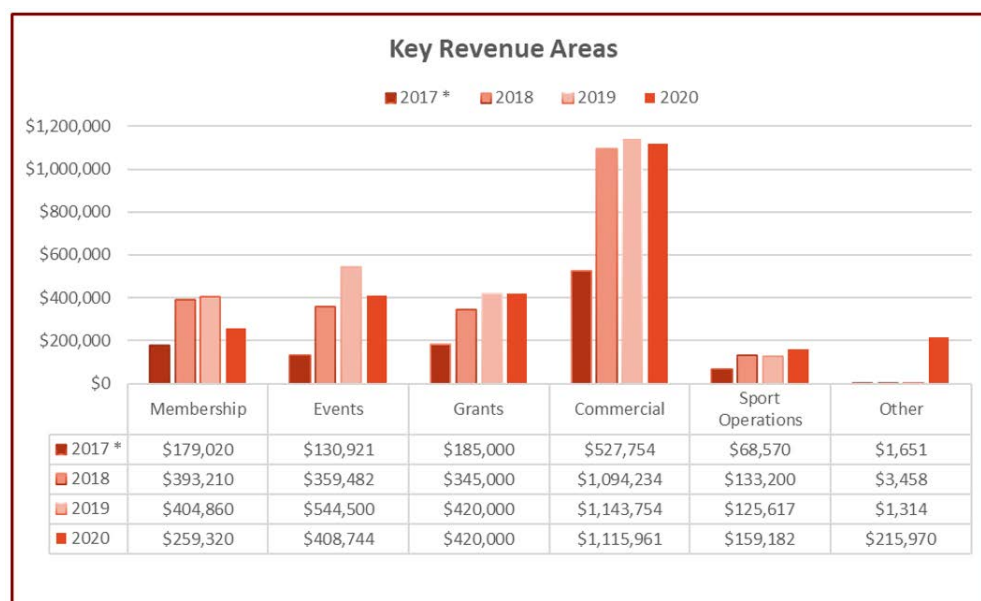


Figure 2 – Key Revenue Areas (*2017 was a 6-month reporting period)

FINANCIAL ANALYSIS

FINANCIAL COMMENTARY **CONTINUED****EXPENDITURE**

Due to COVID-19 and the cancellation of Commercial Competitions and Events, overall expenditure decreased for the year. A brief analysis of the 2020 expenditure follows.

- Operating expenses are approximately \$43,000 lower than this time last year predominantly due to staff working from home and a corresponding reduction in office expense.
- Spending on Member Services decreased as the Association has taken the decision to move from a direct funding model to employed staff model in line with recommendations from the Governance & Operating Review undertaken in 2019. The QTF Board and Management are continuing to work with the Regions to develop and implement a framework that supports and meets the needs of each Region in the future.
- Human resources expenses increased slightly for the year with the addition of an Affiliate Services Manager, a part-time Finance Officer, and the

onboarding of the SQBD Region. A new Referee Co-ordinator was employed on a casual basis to assist with the development and retention of referees in our Commercial Competitions. An Event Co-ordinator was also employed casually to assist with planning for and running QTF Events which is a major source of revenue for the Association. While a slight increase in the overall expense has occurred for the year, the percentage allocated to this area for the pre-COVID 2020 period is at 29% of expenditure. This is below what is considered standard practice for HR expense to revenue (33%-36%).

Event expenses were lower than the 2018/19 FY due to COVID and the cancellation of the State of Origin.

Expenditure on Commercial Activity includes the introduction of SQBD events. While this increased overall expenditure by approximately \$136,000 there was also decrease in Commercial Competition expenditure with the cancellation of the Premier Autumn & City Winter competitions.

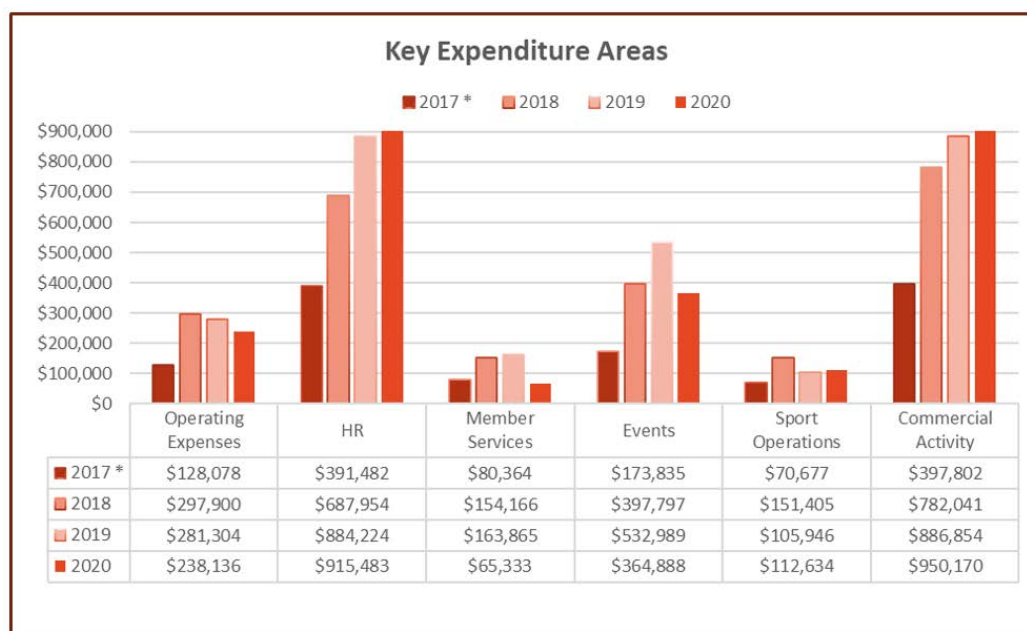


Figure 2 – Key Revenue Areas (*2017 was a 6-month reporting period)

FINANCIAL PERFORMANCE

To further detail the current financial health and performance of the Association over the period several tables, accompanied by explanatory notes, are provided for consideration.

	2017	2018	2019	2020
Operating Result	(\$149,322)	(\$142,678)	(\$215,136)	(\$67,468)
Members Equity	\$600,933	\$458,253	\$243,117	\$175,649
Cash at Bank	\$496,190	\$487,973	\$270,424	\$63,738*
Trade Debtors	\$87,009	\$236,282	\$126,971	\$204,612
Trade Creditors	\$69,831	\$471,888	\$346,337	\$447,205

Table 1 - Financial Performance

*Cash at Bank at the end of the FY reflects the Association had received no revenues for the period March – June. It is noted that Qld Government Funding due to be received on 1 October 2020 was brought forward to 1 July 2020 to assist State Sporting Organisations with the financial impact of Covid-19.

The 2020 FY was anticipated to return a profit however, as previously outlined, challenges related to the COVID-19 global pandemic resulted in a small loss for the year (as shown in Table 1). With the SQBD Region now under management and changes to the fee structures for our Commercial and Affiliated competitions, the 2021 FY is expected to return a positive result. The decline in Cash at Bank is a direct result of the cancellation of events and affiliated and commercial competitions.

	2017	2018	2019	2020
Revenue	\$1,092,916	\$2,328,585	\$2,640,046	\$2,579,177
Expenditure	\$1,242,238	\$2,471,263	\$2,855,182	\$2,646,644
Surplus/Loss	(\$149,322)	(\$142,678)	(\$215,136)	(\$67,468)
Return	(13.6%)	(6.1%)	(8.1%)	(2.6%)

Table 2 - Financial Return

Table 2 provides a snapshot of the growth of the Association over the past four reporting periods. Revenue is slightly lower than the 2019 FY which is a good result considering the cancellation of sporting events from the end of March 2020. The return, while lower than expected for the year, is projected to return to a positive financial result over the coming twelve months.

Greg Denny
Chief Executive Officer

TABLE OF CONTENTS

Director's Report	2
Income and Expenditure Statement for the 12 Months Ended 30 June 2020	3
Assets and Liabilities Statement as at 30 June 2020	4
Notes to the Financial Statements for the 12 Months Ended 30 June 2020	5
Statement by Directors	12
Independent Auditor's Report	13

QUEENSLAND TOUCH ASSOCIATION Inc.
ABN 32 751 852 440

DIRECTOR'S REPORT

The directors submit the financial report of Queensland Touch Association for the 12 months ended 30 June 2020.

Directors

The names of the directors throughout the year and at the date of this report are:

- Gavin Shuker
- Marni McGrath
- Kelvin Lockyer
- Troy Morgan
- Peter Tong
- Mark Henriksen
- William Grant

Principal Activities

The principal activities of the association during the financial year were: Administration of Touch Football in Queensland.

Operating Result

The deficit after providing for income tax for the 12 months ended 30 June 2020 amounted to \$67,468 (12 months ending 30 June 2019 deficit \$215,136)

Significant Changes


On the 1st January 2020, the South QLD and Border Districts Region came under a Management Agreement with QTF as a result of a large scale review of our sport's overall governance.

The COVID-19 pandemic had a significant impact on our Quarter 4 results after restrictions were placed on sport during March 2020 which saw the cancellation of our Affiliated and Commercial Competitions as well as (among others) the highly anticipated State of Origin event. At the end of February 2020, QTF was tracking positively with a net profit before depreciation and amortisation of \$69,162 and a forecast net profit for the remainder of the year of \$15,662.

Signed in accordance with a resolution of the Directors of the Board.



 Gavin Shuker



 Marni McGrath

17th November 2020

QUEENSLAND TOUCH ASSOCIATION Inc.
ABN 32 751 852 440

INCOME AND EXPENDITURE STATEMENT FOR THE 12 MONTHS ENDED 30 JUNE 2020

	Notes	12 Months Ended 30 June 2020	12 Months Ended 30 June 2019
Revenue:			
Membership	2	259,320	404,860
Events	3	408,744	544,500
Grants	4	420,000	420,000
Commercial Activity	5	1,115,961	1,143,754
Sport Operations	6	159,182	125,617
Other Income	7	215,970	1,314
		<u>2,579,177</u>	<u>2,640,045</u>
Less Expenditure:			
Operating Expenses	8	238,136	281,304
Human Resources Expenses	9	915,483	884,224
Member Services	10	65,333	163,865
Event Expenses	11	364,888	532,989
Sport Operations Expenses	12	112,634	105,946
Commercial Activity Expenses	13	950,170	886,854
		<u>2,646,644</u>	<u>2,855,182</u>
Net Current Year Surplus/(Deficit):		<u>(67,468)</u>	<u>(215,136)</u>

QUEENSLAND TOUCH ASSOCIATION Inc.
ABN 32 751 852 440

BALANCE SHEET AS AT 30 JUNE 2020

	Notes	30 June 2020	30 June 2019
ASSETS			
CURRENT ASSETS			
Cash and Cash Equivalents	14	63,738	270,424
Trade Debtors		121,152	25,952
Accrued Revenue		95,000	13,465
Other Current Assets	15	156,262	101,019
		<u>436,152</u>	<u>410,860</u>
NON-CURRENT ASSETS			
Property, Plant and Equipment	16	42,098	40,305
Intangibles	21	467,176	514,899
		<u>509,274</u>	<u>555,204</u>
TOTAL ASSETS		<u>945,427</u>	<u>966,064</u>
LIABILITIES			
CURRENT LIABILITIES			
Trade and Other Payables	17	640,965	517,726
Tax Liabilities	18	8,596	29,379
Employee Entitlements		47,217	29,842
Current Borrowings	19	73,000	73,000
TOTAL CURRENT LIABILITIES		<u>769,778</u>	<u>649,947</u>
NON-CURRENT LIABILITIES			
Non-Current Borrowings	20	-	73,000
TOTAL NON-CURRENT LIABILITIES		<u>-</u>	<u>73,000</u>
TOTAL LIABILITIES		<u>769,778</u>	<u>722,947</u>
NET ASSETS		<u>175,649</u>	<u>243,117</u>
EQUITY			
Retained Earnings		243,117	458,253
Net Profit/(Loss) for the Year		(67,468)	(215,136)
TOTAL EQUITY		<u>175,649</u>	<u>243,117</u>

QUEENSLAND TOUCH ASSOCIATION Inc.
ABN 32 751 852 440

NOTES TO THE FINANCIAL STATEMENTS
FOR THE 12 MONTHS ENDED 30 JUNE 2020

NOTE 1: SUMMARY OF SIGNIFICANT ACCOUNTING POLICIES

The financial statements are special purpose financial statements prepared in order to satisfy the financial reporting requirements of the Associations Incorporations Act of Queensland 1981. The Board has determined that the association is not a reporting entity.

The financial statements have been prepared on an accruals basis and are based on historical costs and do not take into account changing money values or, except where stated specifically, current valuations of non-current assets. The following significant accounting policies, which are consistent with the previous period unless stated otherwise, have been adopted in the preparation of these financial statements.

(a) Property, Plant and Equipment

Leasehold improvements and office equipment are carried at cost less, where applicable, any accumulated depreciation.

The depreciable amount of all PPE with the exception of Leasehold Improvements is depreciated over the useful lives of the assets to the association commencing from the time the asset is held ready for use.

(b) Impairment of Assets

At the end of each reporting period, the association reviews the carrying amounts of its tangible and intangible assets to determine whether there is any indication that those assets have been impaired. If such an indication exists, an impairment test is carried out on the asset by comparing the recoverable amount of the asset, being the higher of the asset's fair value less costs of disposal and value in use, to the asset's carrying amount. Any excess of the asset's carrying amount over its recoverable amount is recognised in the income and expenditure statement.

(c) Employee Provisions

Provision is made for the association's liability for employee benefits arising from services rendered by employees to the end of the reporting period. Employee provisions have been measured at the amounts expected to be paid when the liability is settled.

(d) Provisions

Provisions are recognised when the association has a legal or constructive obligation, as a result of past events, for which it is probable that an outflow of economic benefits will result and that outflow can be reliably measured. Provisions are measured at the best estimate of the amounts required to settle the obligation at the end of the reporting period.

(e) Cash and Cash Equivalents

Cash on hand includes cash on hand, deposits held at call with banks, and other short-term highly liquid investments with original maturities of three months or less.

(f) Accounts Receivable and Other Debtors

Accounts receivable and other debtors include amounts due from members as well as amounts receivable from donors. Receivables expected to be collected within 12 months of the end of the reporting period are classified as current assets. All other receivables are classified as non-current assets.

(g) Revenue and Other Income

Revenue is recognised at an amount that reflects the consideration to which the incorporated association is expected to be entitled in exchange for transferring goods or services to a customer. For each contract with a customer, the incorporated association: identifies the contract with a customer; identifies the performance obligations in the contract; determines the transaction price which takes into account estimates of variable consideration and the time value of money; allocates the transaction price to the separate performance obligations on the basis of the relative stand-alone selling price of each distinct good or service to be delivered; and recognises revenue when or as each performance obligation is satisfied in a manner that depicts the transfer to the customer of the goods or services promised.

Interest Income

Interest revenue is recognised using the effective interest method, which for floating rate financial assets is the rate inherent in the instrument. Dividend revenue is recognised when the right to receive a dividend has been established.

Other Income

Other revenue is recognised when it is received or when the right to receive payment is established.

QUEENSLAND TOUCH ASSOCIATION Inc.
ABN 32 751 852 440

NOTES TO THE FINANCIAL STATEMENTS
FOR THE 12 MONTHS ENDED 30 JUNE 2020

NOTE 1: SUMMARY OF SIGNIFICANT ACCOUNTING POLICIES (Cont'd)

Grant and Donation Income

Grant revenue is recognised in profit or loss when the incorporated association satisfies the performance obligations stated within the funding agreements. If conditions are attached to the grant that must be satisfied before the association is eligible to receive the contribution, recognition of the grant as revenue will be deferred until those conditions are satisfied, which is generally at the time of receipt.

Sponsorship Income

Revenue from sponsorship contracts is recognised wholly within the period to which the sponsorship contract relates. Typically sponsorship contracts are tied to events.

Event Income

Event income is recognised when the events are performed. If fees are received in advance for events, it will be recorded as a deferred revenue amount net of the expenses and revenue in the balance sheet.

(h) Goods and Services Tax (GST)

Revenues, expenses and assets are recognised net of the amount of GST, except where the amount of GST incurred is not recoverable from the Australian Taxation Office (ATO). Receivables and payables are stated inclusive of the amount of GST receivable or payable. The net amount of GST recoverable from, or payable to, the ATO is included with other receivables or payables in the assets and liabilities statement.

(l) Trade and Other Payables

Trade and other payables represent the liability outstanding at the end of the reporting period for goods and services received by the association during the reporting period, which remain unpaid. The balance is recognised as a current liability with the amounts normally paid within 30 days of recognition of the liability.

(j) Income Tax

The association is exempt from income tax under the provisions of Section 50-5 of the Income Tax Assessment Act 1997.

(k) Customer Intangibles

Customer intangibles acquired as part of a business combination are recognised separately from goodwill. The customer intangibles are carried at their fair value at the date of acquisition less accumulated amortisation and impairment losses. Amortisation is calculated based on the timing of projected cash flows over their estimated useful lives, which currently are estimated at five years.

(l) Goodwill

Goodwill is not amortised but it is tested for impairment annually, or more frequently if events or changes in circumstances indicate that it might be impaired, and is carried at cost less accumulated impairment losses.

Goodwill is allocated to cash-generating units for the purpose of impairment testing. The allocation is made to those cash-generating units or groups of cash-generating units that are expected to benefit from the business combination in which the goodwill arose. The units or groups of units are identified at the lowest level at which goodwill is monitored for internal management purposes.

(m) New Accounting Standards and Interpretations

The Entity has adopted all new Australian Accounting Standards effective as at reporting date except for AASB 16 *Leases*.

(n) New Accounting Standards and Interpretations not yet adopted

Australian Accounting Standards and Interpretations that have recently been issued or amended but are not yet mandatory, have not been early adopted by the association for the annual reporting period ended 30 June 2020.

QUEENSLAND TOUCH ASSOCIATION Inc.
ABN 32 751 852 440

NOTES TO THE FINANCIAL STATEMENTS
FOR THE 12 MONTHS ENDED 30 JUNE 2020

	12 Months Ended 30 June 2020 \$	12 Months Ended 30 June 2019 \$
NOTE 2: MEMBERSHIP FEES		
Senior Team Affiliation	160,000	285,680
Junior Team Affiliation	93,840	113,520
Event Affiliation	5,480	5,660
	<u>259,320</u>	<u>404,860</u>
NOTE 3: EVENTS INCOME		
State Event Income	314,397	219,314
Junior Tour Income	94,347	98,815
State of Origin	-	226,371
	<u>408,744</u>	<u>544,500</u>
NOTE 4: GRANTS		
Government Grants	300,000	300,000
Touch Football Australia Funding	110,000	110,000
Touch Football Australia - Rent Contribution	10,000	10,000
	<u>420,000</u>	<u>420,000</u>
NOTE 5: COMMERCIAL ACTIVITY		
Merchandising	-	677
Sponsorship	296,750	152,227
Premier and City Touch Income	436,510	757,038
BTF Event Income	29,744	46,560
BTF Affiliation	211,665	187,253
Sharks Event Income	121,885	-
Sharks Affiliation	19,407	-
	<u>1,115,961</u>	<u>1,143,754</u>
NOTE 6: SPORT OPERATIONS		
Sport Operations	33,777	-
Performance Pathways	15,095	-
Development	103,592	92,068
Course Income	6,718	33,549
	<u>159,182</u>	<u>125,617</u>
NOTE 7: OTHER INCOME		
COVID-19 Funding	215,500	-
Interest Income	470	1,314
Other Income	0	-
	<u>215,970</u>	<u>1,314</u>

QUEENSLAND TOUCH ASSOCIATION Inc.
ABN 32 751 852 440

NOTES TO THE FINANCIAL STATEMENTS
FOR THE 12 MONTHS ENDED 30 JUNE 2020

	12 Months Ended 30 June 2020 \$	12 Months Ended 30 June 2019 \$
NOTE 8: OPERATING EXPENSES		
IT Expenses	10,042	5,800
Office Expenses	73,893	105,524
Meeting Expenses	24,840	35,937
Marketing and Promotions	20,848	23,675
Professional Fees	35,285	37,187
Vehicle Expenses	5,414	5,147
Bank Fees	1,825	1,702
Interest Expense	2,049	5,001
Depreciation	19,948	17,339
Amortisation Expense	43,992	43,992
	<u>238,136</u>	<u>281,304</u>
NOTE 9: HUMAN RESOURCE EXPENSES		
Wages & Salaries	820,204	797,550
Other Employment Expenses	13,507	11,395
Superannuation	75,157	73,042
Professional Development	6,614	2,237
	<u>915,483</u>	<u>884,224</u>
NOTE 10: MEMBER SERVICES		
Grants	65,333	163,865
	<u>65,333</u>	<u>163,865</u>
NOTE 11: EVENT EXPENSES		
State Event Expenses	266,558	183,941
Elite 8 Expenses	6,369	33,042
State of Origin Expenses	1,909	235,862
Junior Tour Expenses	90,052	80,144
	<u>364,888</u>	<u>532,989</u>
NOTE 12: SPORT OPERATIONS		
Course Expenses	8,772	26,838
Sporting Schools	68,915	76,717
Performance Pathways	18,347	1,189
Merchandise Expense	-	1,202
Referee Performance	614	-
Development Expenses	15,986	-
	<u>112,634</u>	<u>105,946</u>
NOTE 13: COMMERCIAL ACTIVITY		
BTF Expenses	197,454	195,924
Sharks Expenses	135,637	-
Sponsorship Expenses	144,249	59,600
Premier and City Expenses	472,830	631,330
	<u>950,170</u>	<u>886,854</u>

QUEENSLAND TOUCH ASSOCIATION Inc.
ABN 32 751 852 440

NOTES TO THE FINANCIAL STATEMENTS
FOR THE 12 MONTHS ENDED 30 JUNE 2020

	12 Months Ended 30 June 2020 \$	12 Months Ended 30 June 2019 \$
NOTE 14: CASH AND CASH EQUIVALENTS		
Cash Reserve	53,608	180,979
Cheque Account	6,551	87,393
Debit Cards	3,580	2,052
	<u>63,738</u>	<u>270,424</u>
NOTE 15: OTHER CURRENT ASSETS		
Prepayments	80,460	98,019
Bonds - TFA Permits	3,000	3,000
GST	27,317	
SQBD Receivable	45,486	-
	<u>156,262</u>	<u>101,019</u>
NOTE 16: PROPERTY PLANT AND EQUIPMENT		
Plant and Equipment	64,663	52,673
Less Accumulated Depreciation	<u>(39,760)</u>	<u>(31,725)</u>
	<u>24,903</u>	<u>20,948</u>
Office and Computer Equipment	25,743	19,723
Less Accumulated Depreciation	<u>(18,944)</u>	<u>(14,227)</u>
	<u>6,799</u>	<u>5,496</u>
Motor Vehicle	41,990	41,990
Less Accumulated Depreciation	<u>(31,594)</u>	<u>(28,128)</u>
	<u>10,396</u>	<u>13,862</u>
	<u>42,098</u>	<u>40,305</u>
NOTE 17: TRADE AND OTHER PAYABLES		
Trade Creditors	470,921	346,336
Income in Advance	139,781	151,145
SQBD Loan from Palm Beach	12,000	-
Superannuation Payable	18,263	20,245
	<u>640,965</u>	<u>517,726</u>
NOTE 18: TAX LIABILITIES		
GST		11,267
PAYG Withholdings Payable	8,596	18,112
	<u>8,596</u>	<u>29,379</u>

QUEENSLAND TOUCH ASSOCIATION Inc.
ABN 32 751 852 440

NOTES TO THE FINANCIAL STATEMENTS
FOR THE 12 MONTHS ENDED 30 JUNE 2020

NOTE 19: RELATED PARTY TRANSACTIONS

Transactions between related parties are on normal commercial terms and conditions no more favourable than those available to other parties unless otherwise stated.

During the 12 months ended 30 June 2020, the association made payments in the amount of \$119,348 (year ended 30 June 2019: \$72,714) to Inferno Sports for services. Inferno sports is a clothing company owned by Chairman, Gavin Shuker. All transactions are entered under normal commercial terms.

	12 Months Ended 30 June 2020 \$	12 Months Ended 30 June 2019 \$
<u>Current</u>		
Touch Football Australia Loan	73,000	73,000
<u>Non-Current</u>		
Touch Football Australia Loan	-	73,000
	<u>73,000</u>	<u>146,000</u>

NOTE 20: OPERATING LEASE COMMITMENTS

<u>Minimum Lease Payments</u>		
Payable within one year	33,333	50,000
Payable within two year and five years	-	33,333
Total Contracted at Balance Date	<u>33,333</u>	<u>83,333</u>

NOTE 21: INTANGIBLE ASSETS

Goodwill	<u>410,000</u>	<u>410,000</u>
	<u>410,000</u>	<u>410,000</u>
Premier and City Touch Customer Contracts	220,000	220,000
Accumulated Amortisation	<u>(165,062)</u>	<u>(121,070)</u>
	<u>54,938</u>	<u>98,930</u>
Intangible	10,500	10,500
Less Accumulated Depreciation	<u>(8,262)</u>	<u>(4,531)</u>
	<u>2,238</u>	<u>5,969</u>
	<u>467,176</u>	<u>514,899</u>

	Customer Contracts	Goodwill
Movements during the year		
Opening Balance	98,930	410,000
Premier and City Touch Business Combinations	-	-
Amortisation	<u>(43,992)</u>	<u>-</u>
Balance at 30 June 2020	<u>54,938</u>	<u>410,000</u>

Impairment Tests for goodwill

Goodwill is monitored by management at the Association level for Premier and City Touch.

The association tests whether goodwill has suffered any impairment on an annual basis. The recoverable amount of a cash generating unit (CGU) is determined based on value-in-use calculations which require the use of assumptions.

The calculations use cash flow projections based on financial budgets covering a five-year period.

Cash flows beyond the five-year period are extrapolated using the estimated growth rates. These growth rates are consistent with forecasts included in industry reports specific to the industry in which each CGU operates.

QUEENSLAND TOUCH ASSOCIATION Inc.
ABN 32 751 852 440

NOTES TO THE FINANCIAL STATEMENTS
FOR THE 12 MONTHS ENDED 30 JUNE 2020

NOTE 22: BASIS OF ACCOUNTING AND GOING CONCERN

The financial report has been prepared on a going concern basis, which contemplates the continuity of business activities and the realisation of assets and settlement of liabilities in the ordinary course of business.

As at 30 June 2020, the association's current liabilities exceeded its current assets by \$333,626.

Included in current liabilities are the following amounts:

- An amount of \$411,980 owing to Touch Football Australia (TFA). The association is currently finalising negotiations with TFA to enter into an arrears agreement in relation to \$333,586 of this amount. The terms of the proposed agreement, which have been agreed to by both parties, will require repayment of the arrears amount over a four-year period to TFA.

The ability of the association to continue as a going concern is principally dependent upon the ongoing profitability and cash flow generation of the association, based on the continued utilisation of its assets and financial support of its key stakeholders.

Management is of the opinion that the going concern basis remains appropriate after considering the following mitigating factors:

- Continued receipts from government grants post 30 June 2020 of \$235,290 in July 2020;
- Continued receipts from affiliation fees and events income post 30 June 2020; and
- Continued generation of cash profits post 30 June 2020.

Although there has been a net current liability position for the 2019 and 2020 years, this has been a direct result of the TFA affiliation arrears and management is of the opinion that the use of going concern basis of accounting is appropriate given the above.

QUEENSLAND TOUCH ASSOCIATION Inc.
ABN 32 751 852 440

NOTES TO THE FINANCIAL STATEMENTS
FOR THE 12 MONTHS ENDED 30 JUNE 2020

The Board has determined that the association is not a reporting entity and that this special purpose financial report should be prepared in accordance with the accounting policies outlines in Note 1 to the financial statements.


In the opinion of the Board the Income and Expenditure Statement, Asset and Liabilities Statement and Notes to the Financial Statements:

1. Presents fairly the financial position of Queensland Touch Association Inc. as at 30 June 2020 and its performance for the 12 months ended on that date.

2. At the date of this statement, there are reasonable grounds to believe that the association will be able to pay its debts as and when they fall due.



Gavin Shuker
Chairman



Marni McGrath
Director

17th November 2020



Tel: +61 7 3237 5999
 Fax: +61 7 3221 9227
www.bdo.com.au

Level 10, 12 Creek St
 Brisbane QLD 4000
 GPO Box 457 Brisbane QLD 4001
 Australia

INDEPENDENT AUDITOR'S REPORT

To the members of Queensland Touch Association Inc.

Report on the Audit of the Financial Report

Opinion

We have audited the financial report of Queensland Touch Association Inc. (the Entity), which comprises the asset and liabilities statement as at 30 June 2020 and the income and expenditure statement for the year then ended, and notes to the financial report, including a summary of significant accounting policies, and statement by committee members.

In our opinion the accompanying financial report presents fairly, in all material respects, the financial position of the entity as at 30 June 2020 and of its financial performance and its cash flows for the year then ended in accordance with the basis of accounting described in note 1.

Basis for opinion

We conducted our audit in accordance with Australian Auditing Standards. Our responsibilities under those standards are further described in the *Auditor's Responsibilities for the Audit of the Financial Report* section of our report. We are independent of the Entity in accordance with ethical requirements of the Accounting Professional and Ethical Standards Board's APES 110 *Code of Ethics for Professional Accountants* (the Code) that are relevant to our audit of the financial report in Australia. We have also fulfilled our other ethical responsibilities in accordance with the Code.

We believe that the audit evidence we have obtained is sufficient and appropriate to provide a basis for our opinion.

Emphasis of matter - Basis of accounting

We draw attention to Note 1 to the financial report, which describes the basis of accounting. The financial report has been prepared to assist Queensland Touch Association Inc. to meet the requirements of The Associations Incorporations Act 1981. As a result, the financial report may not be suitable for another purpose. Our opinion is not modified in respect of this matter.

Responsibilities of management and those charged with governance for the Financial Report

Management is responsible for the preparation and fair presentation of the financial report, and have determined that the basis of preparation described in Note 1 is appropriate to meet the requirements of The Associations Incorporations Act 1981 and for such internal control as management determines is necessary to enable the preparation and fair presentation of a financial report that is free from material misstatement, whether due to fraud or error.

BDO Audit Pty Ltd ABN 33 134 022 870 is a member of a national association of independent entities which are all members of BDO Australia Ltd ABN 77 050 110 275, an Australian company limited by guarantee. BDO Audit Pty Ltd and BDO Australia Ltd are members of BDO International Ltd, a UK company limited by guarantee, and form part of the international BDO network of independent member firms. Liability limited by a scheme approved under Professional Standards Legislation.



In preparing the financial report, management is responsible for assessing the Entity's ability to continue as a going concern, disclosing, as applicable, matters relating to going concern and using the going concern basis of accounting unless management either intends to liquidate the Entity or to cease operations, or has no realistic alternative but to do so.

Those charged with governance are responsible for overseeing the Entity's financial reporting process.

Auditor's responsibilities for the audit of the Financial Report

Our objectives are to obtain reasonable assurance about whether the financial report as a whole is free from material misstatement, whether due to fraud or error, and to issue an auditor's report that includes our opinion. Reasonable assurance is a high level of assurance, but is not a guarantee that an audit conducted in accordance with the Australian Auditing Standards will always detect a material misstatement when it exists. Misstatements can arise from fraud or error and are considered material if, individually or in the aggregate, they could reasonably be expected to influence the economic decisions of users taken on the basis of this financial report.

A further description of our responsibilities for the audit of the financial report is located at the Auditing and Assurance Standards Board website (<http://www.auasb.gov.au/Home.aspx>) at: http://www.auasb.gov.au/auditors_files/ar3.pdf

This description forms part of our auditor's report.

BDO Audit Pty Ltd

T R Mann
Director

Brisbane, 17 November 2020

BDO Audit Pty Ltd ABN 33 134 022 870 is a member of a national association of independent entities which are all members of BDO Australia Ltd ABN 77 050 110 275, an Australian company limited by guarantee. BDO Audit Pty Ltd and BDO Australia Ltd are members of BDO International Ltd, a UK company limited by guarantee, and form part of the international BDO network of independent member firms. Liability limited by a scheme approved under Professional Standards Legislation.



Queensland
Government

