

ANNUAL REPORT 2021

QUEENSLAND TOUCH FOOTBALL



CONTENTS

04

Chairman's Report

10

Participation & Development

40

Regional Bodies

06

Board & Management

18

Referee Development

46

Commercial & Marketing

08

CEO's Report

21

Events

49

Financial Analysis

34

Performance & Pathways

The 2021 Queensland Touch Football Annual Report covers the period of 1 July 2020 - 30 June 2021.

CHAIRMAN'S REPORT

Within the Queensland sporting landscape, we have been fortunate in 2021 to see a return to close-to-normal conditions for our competitions and events. That is not to say there have not been bumps along the way and the continued need to pivot due to lockdowns and changing operating conditions. As a sport, we have managed to face these challenges and thrive due to the hard work and resilience of our QTF staff, regional boards and staff, our amazing affiliates and the army of volunteers that make our game great.

Some of the highlights of this hard work:

- First event post Covid was 2020 National Youth Championships in Sept 2020 with only Queensland teams due to the Covid lockdowns across Australia.
- Queensland All Schools being able to go ahead under strict Covid restrictions in Oct 2020.
- Launch of the Festival of Touch Nov/Dec 2020 including the Queensland State Cup, Affiliate and Sports Conferences, South-East Qld Gala Day and the Queensland All Nations.
- In Feb 2021 the first of our new game development staff came on Board in the NQ region.
- Postponed 2020 State of Origin was played in Coffs Harbour on 18-19 June 2021 with victories to the Queensland Men's & Women's Opens, however NSW triumphed 9 – 6 over Queensland
- The return of the Junior State Cup in July 2021 after its cancellation due to Covid in 2020.

At the 2020 AGM, several Directors came to the end of their respective terms, including Marni McGrath (Finance), Kel Lockyer and Mark Henricksen. Billy Grant resigned from the Board in January 2021. On behalf of all of QLD Touch Football community, I would like to acknowledge the



significant contributions of outgoing Directors and thank them for their selfless contributions during their tenure.

The addition of Adam Page, Rohan Ballon and Dennis DiBartolo at the 2020 AGM and Terani Inoke, a casual vacancy for Billy Grant, added to the significant changes to the Board's structure and their contributions and fresh ideas have allowed the Board to continue to work on our mantra of Unite, Inspire and Grow.

Other significant changes within our Board in 2021, including the transition of the role of Chairman from Gavin Shuker to myself. I would like to acknowledge the contribution Gavin has made to the sport of Touch football throughout his time as Chairman. Gavin, your dedication and "get things done" attitude has been inspirational. Gavin, along with Peter Tong will finish

their tenures at the end of the year. I would also like to acknowledge Peter, who's calm demeanour, dedication, and strategic thinking will be missed by the QTF community at Board level, but I am sure we will not lose you from Touch football all together!

I would like to acknowledge the hard work and dedication of our CEO Greg Denny and the entire QTF staff. The highlight for myself with QTF staff this year was working through several workshops around values, culture, workflow and strategic planning. These workshops have led to a combined staff and Board draft strategic plan ready to present to regions, affiliates, and members for feedback. The highlights of this plan saw the development of our QTF service pillars and our QTF team values which we launched at the 2021 State of Origin.

Values:

- Forward Thinking
- Stronger Together
- Passionately Proud
- Leading with Humility
- Fostering Fun

To our sponsors and partners who continue to help us deliver and develop our sport, thank you for your support. I would particularly like to acknowledge the ongoing commitment of the Queensland State Government in supporting sport and active recreation in Queensland.

I am looking forward to the year ahead with the QTF community in my new role as Chairman.

Troy Morgan
Chairman

BOARD OF DIRECTORS

2020/21 Regular Board Meetings were held weekly between July-Sept due to the ongoing Covid-19 pandemic



GAVIN SHUKER
MEMBER ELECTED CHAIRMAN
TO MAY 2020
Meetings attended 19/21



TROY MORGAN
MEMBER ELECTED CHAIRMAN
FROM JUNE 2020
Meetings attended 21/21



PETER TONG
MEMBER ELECTED DIRECTOR
Meetings attended 18/21



MARNI MCGRATH
MEMBER ELECTED DIRECTOR
TERM ENDED 2020 AGM
Meetings attended 16/17



BILLY GRANT
MEMBER ELECTED DIRECTOR
RESIGNED JANUARY 2021
Meetings attended 13/18



KEL LOCKYER
MEMBER ELECTED DIRECTOR
TERM ENDED 2020 AGM
Meetings attended 11/16



MARK HENDRICKSON
MEMBER ELECTED DIRECTOR
TERM ENDED 2020 AGM
Meetings attended 12/17



DENNIS DIBARTOLO
MEMBER ELECTED DIRECTOR
ELECTED 2020 AGM
Meetings attended 4/4



ADAM PAGE
MEMBER ELECTED DIRECTOR
ELECTED 2020 AGM
Meetings attended 4/4



ROHAN BALLON
MEMBER ELECTED DIRECTOR
ELECTED 2020 AGM
Meetings attended 4/4



TERANI INOKE
DIRECTOR CASUAL VACANCY
ELECTED 2020 AGM
Meetings attended 1/1

Note. Additional Board meetings were held during 2020-21, due to ongoing COVID-19

LIFE MEMBERS



PAUL EGGERS
LIFE MEMBER



RUSSELL MOWLES
LIFE MEMBER




BARRY DOYLE
LIFE MEMBER



BILL PIERCE
LIFE MEMBER



PETER MCEVEN
LIFE MEMBER



RAY EUSTACE
LIFE MEMBER



RICHARD MUNRO
LIFE MEMBER



BILL KERR
LIFE MEMBER



ALAN SACHELL
LIFE MEMBER



PAT CARROLL
LIFE MEMBER

BOARD & MANAGEMENT

QTF STAFF

THE QUEENSLAND TOUCH FOOTBALL TEAM CONSISTS OF:



GREG DENNY
CHIEF EXECUTIVE OFFICER



SAM HEATH
SPORT OPERATIONS MANAGER
Commenced April 2021



FIONA MEGGITT
BUSINESS & FINANCE
MANAGER




RACHAEL HARPUR
MARKETING &
COMMUNICATIONS MANAGER
Maternity Leave from May 2021



BRITTANY MONAGHAN
MARKETING &
COMMUNICATIONS MANAGER
Commenced April 2021



RACHAEL STACEY
SPONSORSHIP & PROJECTS
MANAGER
Maternity Leave
from February 2021




DANNETTE TAYLOR
EVENTS & PARTNERSHIP MANAGER
Commenced January 2021



RENEE SANDILANDS
PREMIER CITY TOUCH
BUSINESS DEVELOPMENT MANAGER



RYLEE KRAUSE
PREMIER CITY TOUCH
COMPETITION MANAGER
Commenced July 2020



DARREN QUINLAN
PREMIER CITY TOUCH
REFEREE DEVELOPMENT OFFICER
(CASUAL)



JACK WHITELOCK
PROGRAMS & ADMINISTRATION
OFFICER




TRISTAN MANA
PERFORMANCE & PATHWAYS
MANAGER



COLLEEN PURDY
FINANCE OFFICER



STEPHEN SWAN
AFFILIATE SERVICE MANAGER
BRISBANE
Commenced June 2021



DANNY DE VRIES
EVENTS & PROJECTS
COORDINATOR
(CASUAL)



MARK TIPPLE
AFFILIATE SERVICE MANAGER
SOUTH QUEENSLAND
& BORDER DISTRICTS



KATIE GEIGER
GAME DEVELOPMENT OFFICER
NQ SOUTHERN ZONE (P/T)
Commenced February 2021



DARIN TRUGGETT
GAME DEVELOPMENT OFFICER
NQ SOUTHERN ZONE (P/T)
Commenced April 2021



DANIEL SARMIENTO
GAME DEVELOPMENT OFFICER
BRISBANE



TERRY MCSWEENEY
GAME DEVELOPMENT OFFICER
SOUTH WEST

CEO'S REPORT

GREG DENNY



The 2020/21 was an extraordinary year and certainly one that everyone will remember! Although there were significant challenges, Queensland was indeed very fortunate and all in all touch football in Queensland survived and indeed thrived, as intermittent Covid lockdowns and restrictions became part of the new normal.

This year certainly provided some challenges with the suspension of sport due to the COVID-19 pandemic continuing across Queensland, with many staff remaining on Job Keeper throughout the pandemic and cancellation of our largest participation event, Junior State Cup in July 2020.

The turning point was the Queensland Government's Return to Play Roadmap and subsequent Queensland Health approved Covid Safe Industry Plan - Field Sports, that enabled touch football to reignite in Queensland. The later, is a collaboration between the Department of Tourism, Innovation and Sport, QSport and respective State Sporting Organisations, ensured the health and safety of our sporting communities remained paramount.

Affiliates, Regions and QTF celebrated the return to play with competitions, events and programs re-commencing from July 2020, however, a number of competitions and events were

impacted, rescheduled or cancelled. We thank all of our affiliates, regions, volunteers and staff across the entire touch football community for the tireless hours worked in these uncertain times that enabled our participants to return to play. Thankfully, by the start of 2021 the majority of competitions and events returned to normal, albeit with the occasional Covid lockdowns or restrictions – just part of the new normal.

Staff

QTF experienced significant staff movement during the past year, with staff transitioning both in and out of the business. In July, Jo Blyth finished up with Premier and City Touch after over 10 years and was replaced by Rylee Krause. In August 2020, Greg Denny was appointed CEO, following a term as Interim CEO. Staff returned from Job Keeper in October 2020, a very positive change for our team and stakeholders. Tristan Mana stepped down as Performance and Pathways Manager, taking on the role as Development Manager in South Queensland.

In 2021, QTF welcomed new additions to their extended family with Rachael Stacey and Rachael Harpur becoming new parents. Dannette Taylor (Events & Partnerships) and Brittany Monaghan (Marketing & Communications) joined QTF on maternity leave contracts. A focus to invest in Game Development saw staff appointed in North Queensland from February with Katie Geiger and Darin Trudgett joining the team. Sam Heath was promoted to Sport Operations Manager in April and was subsequently replaced by Stephen Swan as Affiliate Service Manager for Brisbane Region in June.

Events

Unfortunately, the difficult decision to cancel Junior State Cup scheduled for July 2020 was disappointing for the organisation, affiliates, and our participants. QTF would like to thank Fraser Coast Regional Council for

their ongoing support throughout this difficult process.

Fortunately, several events were able to be hosted in Queensland, with regional teams participating at NYC at Sunshine Coast in September 2020 (with only Queensland teams present), followed by a spectator free Queensland All Schools event in October 2020, hosted at Brisbane Metropolitan Touch Association, with the ongoing support of Brisbane City Council.

QTF launched the inaugural Festival of Touch in November/December 2020, with the support of City of Gold Coast. The festival combined 5 events over 10 days, including our flagship QLD State Cup event, Affiliate Conference, Sports Performance Conference, Schools Gala Day, and QLD All Nations Carnival. Across the 5 event days, there were 4,000+ participants, 209 teams, 900+ coaches, referees, and 10,000+ spectators. We are grateful to our stakeholders and partners for their support!

In 2021, Bundy Cup, Q Youth Academy, including the QLD JETS Referee program, Cas Cup carnival, Qld Special Education Championships and State of Origin Selection Camps were all able to be conducted, under approved Covid Safe Industry Plan – Field Sports and Covid Safe event plans.

State of Origin

The postponed 2020 State of Origin was played from Friday 18 – Saturday 19 June 2021 at C.ex International Stadium, Coffs Harbour. The event was an outstanding success, with congratulations to NSWTA on both an excellent event and a ferociously competitive series. Queensland were victorious in the Men's Open (3-0), Women's Open (2-1), Men's 20s (2-1), Senior Mixed (2-1), Men's 35s (3-0), Women's 35s (3-0).

The overall result went down to the final few games, with NSW holding on for a hard-fought victory, claiming the overall SOO Series (9 – 6). QTF could

not be prouder of our Queensland players, coaches, managers, medical team, QTF staff, and match officials for their enthusiasm, dedication, and commitment. We can't wait to see them shine on home soil in 2022.

Participation

Senior and Junior Affiliate participation numbers were again impacted by COVID-19, especially S2 2020 competitions where some Affiliates were unable to operate due to the impact of restrictions and reservations by participants. Senior participation had a 6.0% increase on previous year, while Junior participation had a small decrease of 0.5%. Thankfully, the majority of Affiliates were able to return albeit in reduced capacity. Premier and City Touch competitions were impacted by the cancellation of prior seasons in Season 1 2020, Covid lockdowns and wet weather.

Event and program participation were also impacted by COVID-19 in S2 2020, with cancellations of many Junior and School events across Queensland. Season 1 2021 proved more promising with the return of many programs and events. School Delivered Programs remained strong despite disruption in the second half of 2020. Sporting Schools was the primary driver for growth with 16,663 participants (87% increase) involved in a Touch Football program (213 in total) delivered by one of our 123 Field Officers.

Partnerships & Event Partners

QTF continued to enhance our commercial strategy with thanks to our Partners for their ongoing support and compassion during these unprecedented times. QTF has a small group of like-minded partners and we work collaboratively with them to provide benefits for the entire Touch Football community. The year we were also pleased to announce Epic Medals as the official medal provider of Queensland Touch Football for the next three years.

QTF continue to enhance our Events reputation and enjoy the financial support of both Local Government and State Government Agencies. We thank each of them for their continuing support and opportunity to showcase touch football to their communities.

Our Board

The Board saw a substantial number of changes to QTF Directors, and on behalf



of all of QLD Touch Football community, I would like to acknowledge the significant contribution of all outgoing Directors, Marni McGrath, Kel Lockyer, Mark Henriksen, and Billy Grant. I also welcome incoming Directors including Rohan Ballon, Adam Page, Dennis DiBartolo and Terani Inoke. I thank the Board collectively for their support of myself and the QTF team.

I would especially like to acknowledge the stewardship of long serving Chairman, Gavin Shuker, who elected to stand down as Chair to enable the transition of leadership under newly appointed Chairman, Troy Morgan. Gavin has served Queensland Touch Football as a Director since 2014 and Chair since 2015 and deserves acknowledgement for the significant changes made to the Board and QTF during this time. Gavin will remain on the Board until his two-terms are finalised at the next AGM.

Strategic Plan

QTF commenced work on its latest Strategic Plan, identifying our Pillars and building strategies to Unite, Inspire and Grow our sport. Facilitated by

Chairman Troy Morgan, this project was initiated by QTF staff to better understand our culture and values across all avenues of the business. QTF intends to continue further stakeholder engagement with Affiliates and Regions to complete our plan and communicate our strategies.

In closing, a special thanks to all our affiliates, regions, stakeholders and the many volunteers and staff for their tireless effort, resilience, and enthusiasm to ensure Touch Football remains available for the enjoyment of our participants, young and old, in extremely challenging circumstances.

QTF also acknowledges and thank the Queensland Government for their ongoing support of sport and active recreation, through various programs, development, and participation initiatives, that support healthy and active Queenslanders.

Greg Denny
Chief Executive Officer

PARTICIPATION & DEVELOPMENT

QUEENSLAND TOUCH FOOTBALL 2021



130,396
PARTICIPATION



54%
MALE



46%
FEMALE



33,165

JUNIOR
PARTICIPATION

34,618

ADULT
PARTICIPATION

74
AFFILIATES




15,951
EVENT PARTICIPATION



1491
VOLUNTEERS



6,320
TEAMS



7,995
PROGRAM PARTICIPANTS



13,214
SCHOOL MANAGED
PROGREAMS



23,962 SCHOOL DELIVERED
COMPETITIONS

PARTICIPATION & DEVELOPMENT

PARTICIPATION GLOSSARY

FULL ACTIVE MEMBERSHIP – ADULT AND JUNIOR

Members who have access to the full range of program and services offered by the organisation or their affiliated club or association, as a participant, coach or official.

SCHOOL DELIVERED PROGRAMS

Participants involved in regular competitions, programs or championships events organised by national or state organisations and may be conducted at a school facility. These include fee for service or free of charge services.

PROGRAM PARTICIPANTS

Members/participants who have access to a limited range of programs and services offered by the organisation or their affiliated club or association as a participant.

SCHOOL MANAGED PROGRAMS

Participants involved in events, competitions, or programs organised primarily by schools that are not directly organised by the national or state organisation, instead informal or formal agreements may exist and be supported by the affiliated structure.

EVENT PARTICIPANTS

Participants who pay a fee per event to participate in the activity and receive limited other services from the organisation. This type of participant pays no formal membership fee and may not have access to programs and services of the state organisation.

ACCREDITED VOLUNTEER PROGRAMS

Participants who participate in recognised sport education courses that receive formal accreditation.



PARTICIPATION & DEVELOPMENT

PARTICIPATION

Touch Football's Return to Play after the Season 1 suspension due to the global pandemic began in early July. With the guidance of the Return to Play guidelines and Field Sports - Covid Safe Industry Plan, our affiliates began planning competition resumption and/ or Season 2 commencement.

There were many challenges in organising community competitions post shutdown, including renegotiating calendars with competing codes, implementing processes to manage participant numbers, increased hygiene requirements and maintaining competition attendance registers. For some, the increased requirements were too much for the volunteers to manage, resulting in competitions being either pushed back to later in the year, or not commencing at all. The majority of competitions were able to recommence and were at the forefront of providing communities with COVID Safe environments to reengage with touch football.

QTF acknowledges the resilience and hard work of our volunteer base throughout this challenging time, who are to be commended for the tireless work that they do in order to deliver touch football competitions in their communities under ever changing circumstances.

The TFA University Affiliation Model was implemented in Season 2 2020, providing a huge opportunity for touch football as many Universities currently offer social sport on campus, including established social touch football competitions that are targeted towards students.

Overall, participation has shown an increase of 10.3% in 2020/21. Adult and Junior participation growth continued to experience disruptions due to COVID shutdowns and increased restrictions on venue numbers in Season 2 2020, with North Queensland, Brisbane, and South West Queensland recording notable increases.

Programs provided the largest area of recovery, with over 2500 more participants engaging in touch football programs across the state. Q Academies continued to be a popular initiative

Event cancellation from July 2020 had a marked impact on event participant numbers. QTF's annual Junior State Cup due to be held in early July was cancelled for the first time in the event's history. Conversely, Queensland All Schools went ahead without spectators in October. Uncertainty around circumstances in the lead up to affiliate events in 2021 affected team nominations.

QTF acknowledges and thanks the huge network of dedicated of volunteers, officials, coaches/field officers, administrators and teachers who work tirelessly each year to deliver community and school touch football offerings.

The following 2020/21 Participation Summary aligns to key participation categories reported against by Touch Football Australia (TFA), in line with Sport Australia and Queensland State Government. The table includes a comparison against previous years participation across all categories.

| PARTICIPATION CATEGORY | 2016/17 | 2017/18 | 2018/19 | 2019/20* | 2020/21* |
|--------------------------------------|----------------|----------------|----------------|----------------|----------------|
| 1. Full Active Member - Adult | 52,223 | 49,703 | 48,559 | 32,652 | 34,618 |
| 2. Full Active Member – Junior | 30,128 | 31,500 | 31,624 | 33,345 | 33,165 |
| 3. Program Participants | 7,255 | 8,185 | 9,769 | 5,171 | 7,995 |
| 4. Event Participants | 22,939 | 25,667 | 29,184 | 17,032 | 15,951 |
| 5. School Delivered Programs | 27,995 | 18,152 | 15,471 | 20,152 | 23,962 |
| 6. School Managed Competitions | 10,715 | 12,903 | 9,315 | 9,086 | 13,214 |
| 7. Accredited Volunteer Participants | 1,316 | 1,349 | 1,322 | 775 | 1,491 |
| TOTAL PARTICIPATION | 152,571 | 147,459 | 145,244 | 118,213 | 130,396 |
| SCHOOLS AND JUNIORS | 68,838 | 62,555 | 56,410 | 62,583 | 70,341 |

*Years participants impacted by COVID-19 pandemic

34,618
ADULT PARTICIPANTS

≡ **6%** ≡
INCREASE

33,165
JUNIOR PARTICIPANTS

≡ **0.5%** ≡
DECREASE

7,995
PROGRAMS PARTICIPANTS

≡ **54.6%** ≡
INCREASE

15,951
EVENT PARTICIPANTS

≡ **6.3%** ≡
DECREASE

23,962
SCHOOL DELIVERED
PROGRAMS PARTICIPANTS

≡ **18.9%** ≡
INCREASE

13,214
SCHOOL MANAGED
COMPETITION PARTICIPANTS

≡ **45.4%** ≡
INCREASE

1,491
ACCREDITED VOLUNTEER
PARTICIPANTS

≡ **92.4%** ≡
INCREASE

130,396
TOTAL PARTICIPATION

≡ **10.3%** ≡
INCREASE

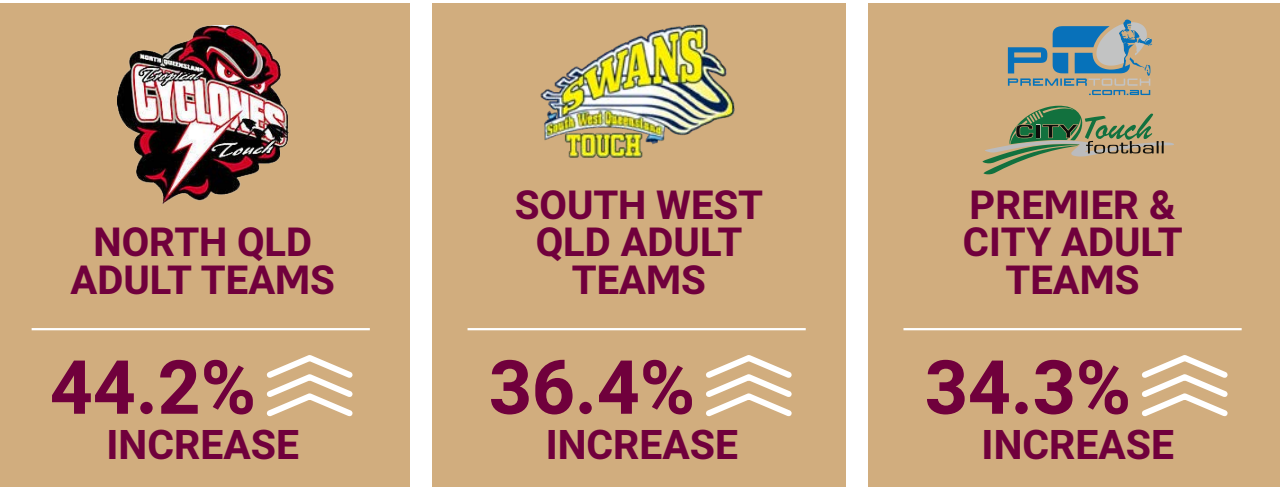

70,341
SCHOOLS & JUNIORS
PARTICIPANTS

≡ **12.4%** ≡
INCREASE

*The 2020-2021 season participation continued to experience disruptions due to the COVID-19 pandemic

PARTICIPATION & DEVELOPMENT

ADULT PARTICIPATION




| ADULT TEAMS | 2020 (S2) | 2021 (S1) | 2020/21 | % VARIANCE |
|--|-----------|-----------|---------|------------|
| Brisbane | 306 | 259 | 565 | 18.7 |
| Central Queensland | 95 | 198 | 293 | -32.6 |
| North Queensland | 467 | 473 | 940 | 44.2 |
| South Queensland & Border Districts | 245 | 290 | 535 | -8.5 |
| South West Queensland | 121 | 164 | 285 | 36.4 |
| Sunshine Coast Fraser & Burnett District | 279 | 294 | 573 | -11.4 |
| City & Premier Touch | 363 | 248 | 611 | 34.3 |
| TOTAL TEAMS | 1513 | 1678 | 3191 | 6.2 |

*The 2020-2021 season participation continued to experience disruptions due to the COVID-19 pandemic

PARTICIPATION & DEVELOPMENT

JUNIOR PARTICIPATION



| JUNIOR TEAMS | 2020 (S2) | 2021 (S1) | 2020/21 | % VARIANCE |
|--|-----------|-----------|---------|------------|
| Brisbane | 400 | 319 | 719 | 19.2 |
| Central Queensland | 204 | 133 | 337 | -25.1 |
| North Queensland | 299 | 71 | 370 | -8.6 |
| South Queensland & Border Districts | 285 | 333 | 618 | -3 |
| South West Queensland | 215 | 21 | 236 | -41.3 |
| Sunshine Coast Fraser & Burnett District | 91 | 88 | 179 | -26.3 |
| TOTAL TEAMS | 1494 | 965 | 2459 | -10.3 |

*The 2020-2021 season participation continued to experience disruptions due to the COVID-19 pandemic

PARTICIPATION & DEVELOPMENT

SPORTING SCHOOLS



23,962 SCHOOL DELIVERED PROGRAMS PARTICIPANTS

18.9% INCREASE

The delivery of Sporting Schools programs across Queensland in 2020/21 has provided opportunities for school communities to re-engage with the sport, and provided QTF with the opportunity to once again promote touch football through school programs.

Whilst COVID-19 shut downs and restrictions had an obvious impact on SS program delivery in 2019/2020, the program's resumption, success, and Jack Whitelock's contribution is evident in the 2020/21 reporting period.

The program continues to grow, recording an increase of 79% on previous years. Some of this growth can be attributed to the resumption of programs after

the COVID-19 shut down and restrictions that lead to cancellation of Term 2 programs in 2020 (traditionally the largest term for program). Participants (by Program) increased by 86.8% on the previous year, and sessions (by school) also increased 78%.

Congratulations to Jack and his team of over 113 Field Officers, who continue to ensure that requests for touch football Sporting Schools programs are delivered to the highest standard. The challenge now lies in providing the opportunity to connect Affiliates and Regions with Sporting Schools participants to secure pathways into affiliated competitions.

2020 - 2021 SPORTING SCHOOLS

| 2020 - 2021 SPORTING SCHOOLS | Term 3 2020 | Term 4 2020 | Term 1 2021 | Term 2 2021 | Total 2020/21 | Annual % Variance |
|------------------------------|-------------|-------------|-------------|-------------|---------------|-------------------|
| Programs (By School) | 63 | 55 | 42 | 53 | 213 | 79% |
| Participants (By Program) | 5,776 | 4,150 | 3,399 | 3,308 | 16,633 | 86.8% |
| Sessions (By School) | 595 | 598 | 371 | 494 | 2,058 | 78% |

SPORTING SCHOOLS BY REGION

| SCHOOLS BY REGION | T3 2020 | T4 2020 | T1 2021 | T2 2021 | REGION TOTAL |
|-----------------------|---------|---------|---------|---------|--------------|
| Brisbane Region | 21 | 15 | 7 | 13 | 56 |
| Central Queensland | 6 | 4 | 2 | 2 | 14 |
| South Queensland | 8 | 10 | 10 | 15 | 43 |
| Sunshine Coast | 9 | 5 | 3 | 3 | 20 |
| North Queensland | 9 | 9 | 9 | 7 | 34 |
| South West Queensland | 10 | 12 | 11 | 13 | 46 |
| QUEENSLAND TOTAL | 63 | 55 | 42 | 53 | 213 |

PARTICIPATION & DEVELOPMENT

PREMIER & CITY TOUCH FOOTBALL



ADULT TEAMS PCT



2020 S2
363



2021 S1
248

Premier and City Touch welcomed Rylee Krause as a Competition Manager in July 2020, after Jo Blythe moved on after many years at PCT. The recommencement of competitions after 2020 Covid-19 shut downs and cancellation of previous seasons was always going to be challenging, and commenced with the implementation of Covid-safe plans across multiple venues simultaneously.

In what has been a challenging year, PCT was faced with a decline in participation numbers across all seasons, especially the PCT Summer seasons. Continuing lockdowns across multiple competitions has been unfortunate with the need to juggle double headers and shuffle games into separate venues, impacting team competition satisfaction. Managing lease agreements across 13 venues remains a challenge as we seek to provide quality venues and lighting for all competitions. Changes to venue contacts and the ongoing lighting issues at Newmarket make for ongoing challenges. PCT have had exciting venue growth opportunities with the addition of a Bellbowrie Monday competition and a Sunnybank Wednesday competition. Growing PCT competitions in new areas will remain a focus for growth in 2022 and beyond.

Brisbane City Council also announced a draft proposal of the Enoggera Creek Sport and Recreation Precinct Plan which may impact future City Touch Newmarket competitions should it proceed. QTF and PCT have made submissions and continue to engage with Brisbane City Council on the importance of maintaining access to Finsbury Park for future touch participation.

Casuarina Cup 2021 was fortunate to proceed in NSW with no COVID impact, although wet weather was a challenging aspect throughout the tournament this year.

Darren Quinlan was appointed as a Referee Development Officer earlier this year, replacing Doug Mackie. Darren's knowledge, commitment and dedication to the role has had a significant impact to the referee base growth and satisfaction. He has initiated a Referee Facebook Hub, Monthly Referee Newsletter and an increased number of referee upgrades have occurred at Casuarina Cup and City Touch Grand Finals. A referee mentor program will be the next step in ensuring coaching is provided at all 13 venues across Brisbane. Dual and Triple percentage referee rates improved again since last year.

| Premier | City | Premier | City |
|------------------------|----------------|-------------|-------------|
| Premier Summer 2020\21 | Summer 2020\21 | Autumn 2021 | Winter 2021 |
| Singles 149 | Singles 297 | Singles 274 | Singles 274 |
| Duals 739 | Duals 1,468 | Duals 800 | Duals 1,121 |
| Triples | Triples 227 | Triples 30 | Triples 156 |

City and Premier Touch this year have had the addition of two partners, Grill'd and Inspire Health Services providing players with benefits predominately at the West End and Newmarket venues. A huge thanks to Grill'd who have very kindly provided PCT competitions Player of the Match vouchers, renewing each season.

Inspire Health Services provide PCT players free injury prevention & injury recovery assistance as well as Grand Final massage and consultation vouchers. The focus moving forward will be to continue to provide partner benefits to all players and continue to recognise areas for growth and expand competitions in Brisbane.

Renee Sandilands
Business Development Manager



PARTICIPATION & DEVELOPMENT

REFEREE DEVELOPMENT

The efforts, commitment and dedication by referees must be acknowledged in attending Affiliate, Region, State, National duties during the impacts of the COVID – 19 as the expectation from the sport is to have the best referees to officiate the game.

Our elite referees performed exceptionally well with 18 Referees appointed to Grand Final games at the National Touch League and 24 Referees appointed to the 2020 State of Origin Series.



JETS REFEREE PROGRAM

Riley Gleich
Kaitlin Chilmaid
Chelsea Childmaid
Jacob Gregg
Emma Chaffey
Georgia Soeters
Timothy Rae
Dylan Bryant
James Roe
Lizzie Naylor
Matthew Sheppard
Coordinator – Campbell Muir
Coordinator – Lee Rossow
Coordinator – Ivan Giammarco
Coordinator – Bec Cooper



2020 - 2021 EVENT SNAPSHOT:

133 REFEREES

2020 QLD State Cup

24 REFEREES

2020 State of Origin

69 REFEREES

NYC 2020

60 REFEREES

NTL 2021

Referee Awards:

2020 QLD State Cup

Male Referee of the Championship – Matt Lavery
Female Referee of the Championship – Denise Weier
Referee Encouragement - Tate Gilberston & Emma Chaffey

2020 Junior State Cup

Due to the COVID-19 pandemic the 2020 Junior State Cup was cancelled and will return in 2021.

Referee Upgrades:

TFA Referee Badge Level 4 – 2020 QLD State Cup

Tim Keily
Matt Sheppard
Sam Priestly
James Roe
Abigail muller
Charlise Falconer
Zoe Cornish
Riley Wooton
Samuel Woodman

TFA Referee Badge Level 5 – 2021

Adrian Baxter
Jade Coe
Will Schatz
Reef Gilbert Marino
Tim Steinhardt
Shobna Moore (Senior)
Craig Jeffs (Senior)
Damien Miller (Senior)

TFA Referee Badge Level 6 – 2021

Joshua Fitzgerald
Zac Genrich
Zoe Genrich
John Hamstra
Miriam Hansen
David Bowtell (Senior)
Linda Buchanan (Senior)
Douglas Mackie (Senior)
Michael Genrich (Senior)

I must thank the many volunteers assisting at affiliate, region, and state level with referee development over the past year. The Referee Management Team and State Referee Panel have also been instrumental through their support, knowledge and coaching in supporting the achievements of referee's goals.

I also wish to thank the QTF Staff for their continued support to the referee arm of our sport.

Dave Field
Director of Referees

PARTICIPATION & DEVELOPMENT

EDUCATION COURSES



96
COACH & REFEREE
COURSES



850+
REFEREE
ACCREDITATIONS



430+
COACH
ACCREDITATIONS

The sustainability of competitions across the State depends on referees and the network of accredited volunteers and as such, accreditation of coaches and referees in Queensland remains a priority for QTF.

Accreditation rates in 2020/21 increased, as activities began returning to some form of normalcy after the impacts of COVID-19. For some communities, conducting competitions and courses was challenging in the face of restrictions, and the number of courses delivered in those areas are yet to reach those recorded pre COVID. Pleasingly, the number of course participants increased, outlining the commitment to and love of the sport in Queensland. 96 courses were delivered across the state, including 63 referee and 33 coaching courses.

QTF acknowledges the work of the regions and the network of course facilitators across the state in the education of referees and coaches to ensure affiliate competitions are sustainable

REFEREE COURSES



63
COURSES



852
PARTICIPANTS

Level 1 Referee | 38 Courses | 728 Participants
Level 2 Referee | 16 Courses | 70 Participants
Level 3 Referee | 9 Courses | 54 Participants



REFEREE COURSES (BY REGION)


| REGIONS | COURSES | PARTICIPANTS |
|--------------------|-----------|--------------|
| South Queensland | 16 | 157 |
| North Queensland | 17 | 297 |
| Brisbane | 19 | 286 |
| South West QLD | 4 | 17 |
| Sunshine Coast | 3 | 58 |
| Central Queensland | 4 | 37 |
| TOTAL | 63 | 852 |

REFEREE COURSES (BY REGION/LEVEL)


| REGION | COURSES | PARTICIPANTS |
|---------------------------|-----------|--------------|
| Brisbane | 19 | 286 |
| Level 1 Referee | 12 | 238 |
| Level 2 Referee | 4 | 26 |
| Level 3 Referee | 3 | 22 |
| Central Queensland | 4 | 37 |
| Level 1 Referee | 1 | 27 |
| Level 2 Referee | 1 | 7 |
| Level 3 Referee | 2 | 3 |
| North Queensland | 17 | 297 |
| Level 1 Referee | 13 | 268 |
| Level 2 Referee | 3 | 18 |
| Level 3 Referee | 1 | 11 |
| South Queensland | 16 | 157 |
| Level 1 Referee | 8 | 137 |
| Level 2 Referee | 6 | 11 |
| Level 3 Referee | 2 | 9 |
| South West QLD | 4 | 17 |
| Level 1 Referee | 3 | 15 |
| Level 2 Referee | 1 | 2 |
| Level 3 Referee | 0 | 0 |
| Sunshine Coast | 3 | 58 |
| Level 1 Referee | 1 | 43 |
| Level 2 Referee | 1 | 6 |
| Level 3 Referee | 1 | 9 |
| TOTAL | 63 | 852 |

PARTICIPATION & DEVELOPMENT

COACH COURSES



33
COURSES



431
PARTICIPANTS

COACH COURSES AND PARTICIPANTS

| REGIONS | COURSES | PARTICIPANTS* |
|--------------------|---------|---------------|
| South Queensland | 11 | 77 |
| North Queensland | 7 | 165 |
| Brisbane | 8 | 107 |
| South West QLD | 5 | 48 |
| Sunshine Coast | 1 | 17 |
| Central Queensland | 2 | 17 |
| TOTAL | 34 | 431 |


COACH COURSES (BY REGION/LEVEL)

| REGION | COURSES | PARTICIPANTS* |
|--------------------|---------|---------------|
| Brisbane | 8 | 107 |
| Foundation Coach | 7 | 81 |
| Talent Coach | 1 | 26 |
| Central Queensland | 2 | 17 |
| Foundation Coach | 2 | 13 |
| Talent Coach | 0 | 4 |
| North Queensland | 7 | 165 |
| Foundation Coach | 5 | 124 |
| Talent Coach | 2 | 41 |
| South Queensland | 11 | 77 |
| Foundation Coach | 8 | 56 |
| Talent Coach | 3 | 21 |
| South West QLD | 5 | 48 |
| Foundation Coach | 4 | 38 |
| Talent Coach | 1 | 10 |
| Sunshine Coast | 0 | 17 |
| Foundation Coach | 1 | 14 |
| Talent Coach | 0 | 3 |
| TOTAL | 34 | 431 |

*Includes RPL/RCC




EVENTS BY THE NUMBERS




QLD STATE CUP


27-29 NOV




700+
GAMES




1617
PARTICIPATION




62%
MALE




38%
FEMALE




112
TEAMS



140
REFEREES




2,000+
SPECTATORS




252
COACHING STAFF


25 AFFILIATES




7 - 12 OCT




1,400+
GAMES




4000+
PARTICIPATION




47%
MALE




53%
FEMALE




346
TEAMS




199
SCHOOLS




7
DIVISIONS




5 - 6 DEC




1900+
PARTICIPATION




136
TEAMS




11
NATIONS



140
REFEREES



3,000+
SPECTATORS



327
COACHING STAFF

20

21

EVENTS

QLD ALL SCHOOLS



The 2020 Queensland All Schools (QAS) was once again held at Brisbane Metropolitan Touch Association with the support of Brisbane City Council. QAS is run by Peter Bell, Tournament Director, in collaboration with QLD Touch Football, as an event delivery partner.

In the challenging year QAS was still one of the biggest events on the Touch Football calendar. In its 38th year the event still bought more than 340 teams to Brisbane, spent over five hard days competing for the coveted title of QAS 2020 champions, all in a COVID safe environment. The event is open to all secondary schools and most participants are students in year 7 to year 12 representing their school team from all over Queensland.

Unfortunately, due to travel restrictions imposed due to the impact of COVID interstate and internationally teams were unable to take part in 2020.

Congratulations to the teams who were crowned champions in their respective divisions.

QAS SCHOOL CHAMPION

**The Cathedral College
(Rockhampton)**

Queensland Touch Football and the QAS would like to extend its thanks to the Brisbane City Council for its continued support, and to the Brisbane Metropolitan Touch Association for their support in hosting the event.



RESULTS

Under 18 Girls

Chancellor College – (6)def
The Cathedral College Rocky – (2)

Under 18 Boys

The Cathedral College – (6)def
Coombah SHS – (2)

Under 18 Mixed

Emmaus Rockhampton – (7)def
Cavendish Road – (6)

Under 15 Girls

Keebra Park SHS – (6)def
The Cathedral College – (3)

Under 15 Boys

Emmaus Rockhampton – (8)def
St Joseph's Toowoomba – (5)

Under 13 Girls

Cavendish Road – (6)def
All Hallows School – (1)

Under 13 Boys

St Mary's Toowoomba – (4)def
Keebra Park – (3)

EVENTS

FESTIVAL OF TOUCH



The Festival of Touch consisted of five events over ten days. The week was bookended by two popular events, the QLD State Cup and The QLD All Nations. The introduction of the QLD Affiliate Conference, QLD Sport Performance Conference and South East QLD Schools Gala Day where received with great support of the touch football community in QLD. The Festival of Touch was created to invigorate, connect and inspire Touch Football Members and affiliates post COVID 2020 shutdown.

The support from the City of Gold Coast was instrumental in making the Festival of Touch dream a reality. A special thanks to City of Gold Coast for inviting our sporting events, conferences and the Touch community to the Gold Coast in 2020.



EVENTS



AFFILIATE CONFERENCE

The QTF Affiliate Conference was created to Unite and Inspire touch football affiliates across Queensland. The conference provided professional development opportunities, including the ability to share knowledge and ideas with other Administrators with the aim of growing the sport of touch football in Queensland.

The Affiliate Conference brought 72 attendees to the Mantra on View, Surfers Paradise for a one day conference. Attendees came from as far north as Townsville and travelled up from South Tweed to attend the day.

83% of attendees usually reside outside the Gold Coast Region and required accommodation for a minimum of 2 nights for the event.

Location: Mantra on View, Surfers Paradise

Date: 28th November 2020

Participants: 72

Guest Speakers Included:

Tom Tate – City of Gold Coast Mayor

Gavin Shuker - QTF Chairman

Greg Denny - QTF Chief Executive Officer

Rachel Harper - QTF Marketing & Communications Manager

James Hinchey - NRL General Manager Participation, Strategy, Education & Training

Caroline Whitehead - Department of Justice & Attorney General, QLD Government

Chris Davis – BMTA General Manager

Aimee Best - Affiliate Manager of Caboolture Touch

Mitch Alexander – General Manager of Palm Beach Touch

Steve Mitchell – Gold Coast Titans CEO

Catherine Clark – Netball QLD CEO

Dave Zanette – NRL Touch Premiership Cowboys Captain



EVENTS



SPORTS PERFORMANCE CONFERENCE

The QLD Sport Performance Conference aimed to challenge the current thinking of coaches, teachers and administrators in Queensland, in a way that will educate and develop innovative thinking.

A first for QLD Touch Football, the sport performance Conference brought together 107 grassroots coaches, teachers, volunteers and administrators from across the sporting landscape from across Queensland providing educational and professional development opportunities.

With 27 different schools /associations attending the event and 64% of attendees residing outside the Gold Coast Region.

QTF partners were also in attendance as part of trade show connecting with affiliates and other partners.

Location: Mantra, on View, Surfers Paradise

Date: 29th November 2020

Day: Tuesday

Participants: 107

Guest Speakers Included:

Emma Armfield – QTF Head of Medical

Steve Nance – The Fit Lab High Performance Director

Peter Bell – QAS Tournament Director

Swain Rovelli – Australian Women's Open Head Coach

Phil Gyemore – Australian Men's Open Head Coach

Michael Baartz – QLD Mixed Open Head Coach

Laesha Thouard – Women's NRL Touch Premiership

Bronco's Head Coach

Chris Loth – Titan's Men's NRL Touch Premiership Head



EVENTS

SEQ SCHOOLS GALA DAY

The SEQ School Gala Day was opened to all school teams from grades 5 and above. The day included a mixture of fast, speedy, four-on-four games as well as skill challenges and activations in between games.

The SEQ Schools Gala Day was a fantastic addition to the Festival of Touch and was a great way for schools to have a fun day out to finish off what was difficult year for many students.

A total of 44 teams from 11 different schools around Brisbane, Redlands and the Gold Coast region joined us for our first event. 350 students and teachers attended the inaugural schools Gala Day and the responses were incredibly positive with many schools wanting to make the event a regular on the calendar.

Location: Coomera Sport Precinct

Date: 1st December 2020

Day: Thursday

Teams: 44

Schools: 11

Participants: 350



EVENTS

QLD STATE CUP



In an unprecedented year the QLD State Cup was a chance to bring the Queensland Touch Football community back together in a celebration of touch football.

In the second year of the event, the QLD State Cup was extended from two and half to three full days of competition. Despite the challenges that 2020 presented, the event grew in numbers with an increase of 11 teams from 2019.

The Gold Coast sure turned on the heat at the 2020 QLD State Cup. 112 teams in 16 divisions representing 25 affiliated associations and over 400 coaches and referees took part in the event at the Coomera Sports Park between November 27 – 29 November.

Once again, the event hosted a Touch Football Specialised (TFS) division where 4 teams took part. TFS ensures the event is inclusive and provides avenues into the sport for all abilities.

We would like to thank our 'Event' partners for their support of the event, All Sports Travel, Eckoo, Fisiocrem, Fit lab, Hygiene Systems, Inferno, MECG, TEQ and Titans for supporting the event and Queensland Touch Football.

A huge thank you to all affiliates, teams, players, coaches, referees and volunteers, your contribution to this event does not go unnoticed.

Congratulations to everyone who made the event such a success!



EVENTS

QLD STATE CUP CONT

RESULTS

AFFILIATE CHAMPION:

1. Gold Coast Touch Association
2. Brisbane Metropolitan Touch Association (BMTA)
3. Caboolture Touch Association & Palm Beach Touch Association (tied)

Men's Open Premier

Champions: Rockhampton (7) Runners Up: Redlands (5)
Player of the Final: Damon Moore (Rockhampton)

Women's Open Premier

Champions: Caboolture (3) Runners Up: UQ Rebels (1)
Player of the Final: Catherine Sargent (Caboolture)

Mixed Open Division A

Champions: Palm Beach (7) Runners Up: Coolum (6)
Player of the Final: Scott Prince (Palm Beach)

Men's Open Division A

Champions: Springfield (7) Runners Up: Redlands (4)
Player of the Final: De-Shaun Lifu-Bray (Springfield)

Women's Open Division A

Champions: BMTA (7) Runners Up: Ipswich (1)
Player of the Final: Josie Pugh (BMTA)

Men's 20's

Champions: Toowoomba (6) Runners Up: Townsville (5)
Player of the Final: Lachlan Watt (Toowoomba)

Women's 20's

Champions: Gold Coast (7) Runners Up: Townsville (3)
Player of the Final: Shatalii Mooney- Stack (Gold Coast)

Mixed 20's

Champions: Caboolture (7) Runners Up: Springfield (5)
Player of the Final: Niles Hayward (Caboolture)

Men's 30's

Champions: Palm Beach (3) Runners Up: Kawana (2)
Player of the Final: Ben Wieczorek (Palm Beach)

Mixed 30's

Champions: Gold Coast (11) Runners Up: Yarrabilba (7)
Player of the Final: Tu Whakatihi-Paiea (Gold Coast)

Men's 40's

Champions: Gold Coast (7) Runners Up: BMTA (5)
Player of the Final: Aaron Jones (Gold Coast)

Women's 40's

Champions: BMTA (5) Runners Up: Ipswich (4)
Player of the Final: Sharyn Madders (BMTA)

Men's 45's

Champions: Palm Beach (7) Runners Up: Toowoomba (2)
Player of the Final: Scott Einsenhauer (Palm Beach)

Men's 50's

Champions: Redlands Runners Up: BMTA (No Final)

Men's 55's

Champions: Gold Coast (2) Runners Up: Caboolture (0)
Player of the Final: Stephen Wommersley (Gold Coast)

TFS ALL ABILITIES

Champions: BMTA Storm (6) Runners Up: UQ Rebels (4)



EVENTS

QUEENSLAND
ALL NATIONS

The 2020 Queensland All Nations Tournament was held over two consecutive days at Coomera Sport Park on the 5th & 6th of December.

The Queensland All Nations is a celebration of the many cultures that create our diverse nation. The event utilizes the sport of Touch Football to bring people together to share and represent their heritage and culture.

Despite the challenges that 2020 presented, the event grew in numbers with 136 teams participating at an increase of 23 teams from 2019. A highlight of the event was the cultural performances which occurred on the Saturday afternoon where each nation performed a dance which reflected their culture and heritage.

Cultural identity is a focal point of the event with all teams representing their community under their traditional nation, with uniforms adorned with symbols of their nation, supported by a cultural performance.

This provides an opportunity for members of the community to come together, play some touch football and learn about their culture and foster relationships and understanding between other cultures.

The event brought close to 10,000 people to participate and spectate across the 2 days which highlights the population of the QLD All Nations Festival.



RESULTS

Under 12 Girls

Champions: Scotland (2)
Runners Up: QLD Maori (1)

Under 12 Boys

Champions: NZ Barbarians (3)
Runners Up: QLD Maori (1)

Under 14 Girls

Champions: Scotland Blue (1)
Runners Up: Indigenous (0)

Under 14 Boys

Champions: Te ao Maori (9)
Runners Up: Indigenous (3)

Under 16 Girls

Champions: QLD Maori (3)
Runners Up: Scotland (1)

Under 16 Boys

Champions: NZ Barbarians (4)
Runners up: Indigenous (2)

Senior Mixed

Champions: Te ao Maori (2)
Runners Up: Scotland (1)

Masters Mixed

Champions: QLD Maori (4)
Runners Up: Scotland (3)

Open Mixed

Champions: Indigenous (4)
Runners Up: Scotland (3)

Open Women's

Champions: Scotland (4)
Runners Up: QLD Maori (2)

Open Men's

Champions: Philippines (5)

Champion Nation: QLD Maori
Cultural Performance Champions: Samoa

EVENTS

BUNDABERG CUP

The 2021 Bundaberg Cup was held on 6-7 February 2021 and was supported by Tourism Events Queensland and the Bundaberg Regional Council. Teams from across the Queensland region headed to Bundaberg and took the fields to play some touch for the sixth annual Bundaberg Cup one of Australia's richest touch football knockout tournaments.

In 2021 we saw a 16.6% increase in the number of participants to the event. Teams battled through intense heat, but it was an action-packed two-day event showcasing some outstanding touch footy. The event hosted 59 teams from around Queensland as far north as Rockhampton down to the Gold Coast. This was an increase of 28% from 2020.

The honourable Stirling Hinchliffe MP, Minister for Tourism Industry Development and Innovation and Minister for Sport, together with Tom Smith MP, Member for Bundaberg, attended over the weekend. A huge thank you to Bundaberg Touch Association for allowing us to utilise their facility at Greg Duncan Fields.

Congratulations to all the champions and everyone who participated in Bundy Cup. A \$20,000 prize pool was distributed to the winners. 2021 was the final year in the TFA and Tourism Events Queensland partnership agreement for Bundaberg Cup. In future years, QTF will run Bundy Cup with support from Bundaberg Regional Council and Tourism and Events Queensland.

It was once again a fun and fantastic social sporting event, and we can't wait to do it all again next year.



RESULTS

Under 12 Girls

Winner: Rockhampton Red
Runner up: Bundy 12 Girls

Under 12 Boys

Winner: Rockhampton
Runner up: All Stars

Under 14 Girls

Winner: Rockhampton
Runner up: Hervey Bay

Under 14 Boys

Winner: Western Rebels
Runner up: Frezin Hot

Under 16 Girls

Winner: Rockhampton
Runner up: All Stars

Men's Open

Winner: One Walk
Runner up: Rocky Renegades

Mixed Open

Winner: KYND
Runner up: Coolum Blue Fins

Men's Social

Winner: Kalki Moon
Runner up: Frezin Hot

Mixed Social

Winner: Ruckrats
Runner up: Bull Hogs



EVENTS

STATE OF ORIGIN

The 2020 State of Origin series was postponed and played at C.ex stadium in Coffs Harbour, 18-19 June 2021. The tournament consisted of 51 games across 17 divisions, which included 2 invitational teams, Women's 45s and Men's 60s. The result of invitational teams were not counted in the overall results tally for the State of Origin Shield.

The final day kicked off with a nail-biting start, seeing the Men's 20s win the series on the back of a drop-off and the final score set at 9-8. While the Men's 35 gave NSW an absolute thumping, winning all 3 games with the round 3 result at 12-4.

As the day grew colder and darker, pressure started to mount with Queensland and New South Wales tallying scores each way, turning the shield into a spirited game of tug-of-war. The Women's 35 at equal with their male counterparts with a 3-0 series win, flattening New South Wales.

The Men's Opens showed New South Wales how it's done, winning 9-6 and a straight win for the series. The Women's Opens had already closed out the series after winning both games games 1 and 2 convincingly.

The result came down to the final few round games, however NSW, to their credit, held on for a hard-fought victory claiming the series 9 - 6 and retaining the SOO shield.

Irrespective of the result, Queensland Touch Football could not be prouder of our Queensland players, coaches, staff, and officials for their dedication and commitment. We can't wait to see you shine on home ground next year. Bring on State of Origin 2022, the year we turn it all around.

QUEENSLAND
PLAYERS OF THE SERIES

🌟 Men's 20 – No.11, James Hegedus

🌟 Men's 35 – No.7, Khanui Cox

🌟 Women's 35 – No.7, Bo De La Cruz

🌟 Senior Mixed – No.6, Dan Withers

🌟 Women's Open – No.13, Lucia Fildes

🌟 Men's Open – No.13, Harry Griffin



RESULTS

Men's Open: 3-0 QLD

Women's Open: 2-1 QLD

Mixed Open: 2-1 NSW

Men's 20s: 2-1 QLD

Women's 20s: 2-1 NSW

Men's 30s: 3-0 NSW

Women's 27s: 2-1 NSW

Senior Mixed: 2-1 QLD

Men's 35s: 3-0 QLD

Women's 35s: 3-0 QLD

Men's 40s: 2-1 NSW

Women's 40s: 2-1 NSW

Men's 45s: 2-1 NSW

Women's 45s: 3-0 NSW

Men's 50s: 2-1 NSW

Men's 55s: 2-1 NSW

Men's 60s: 2-1 NSW



EVENTS

QUEENSLAND SPECIAL EDUCATION CHAMPIONSHIPS

The 2021 Queensland Special Education Touch Football Championships (QSEC) was Queensland Touch Footballs first year take hold of the event. Held at Pinklands Sporting Complex in Cleveland on 11 June 2021, the event saw enormous numbers of participation (300 – 400) from Queensland regions representing their schools.

It was a wonderful opportunity for students to develop their communication, teamwork, and physical literacy skills in a fun environment. Every student was able to access the day with no experience necessary across three divisions: social, recreational, and competitive, to suit all ability levels.

The event consisted of modified skill focused activities, including communication boards, which were available to each school in the lead up to the event. Adaptive equipment was also available ensuring every student stayed engaged as independently as possible.

The Queensland Special Education Touch Football Championships is a proud, free event for schools and athletes, with a focus on participation and social interaction.

Congratulations to all school students and coaches staff, every individual should be so proud of their accomplishment in attending the event and we recognise the many talents and ongoing fun students deliver to make the event as successful as it is.

Teams: 27

Schools: 17

Volunteers: 21 + 7 Staff

Carers/Visitors/Spectators: 150 - 200

RESULTS

Competitive

Winner: Windaroo Valley State High School

Runner up: Kenmore State High School

Recreational

Winner: Southport State High School

Runner up: Southport Special School

Social

Winner: Kingston

Runner up: The Glenleigden School

Spirit Award

Southport State High School



EVENTS

JUNIOR STATE CUP



Due to the worldwide coronavirus (COVID-19) pandemic, it was with great disappointment that the Queensland Touch Football (QTF) Board in conjunction with the QTF Management Team and the Fraser Coast Regional Council made the difficult decision to cancel the 2020 Junior State Cup in the best interests of the touch community.



PERFORMANCE & PATHWAYS



In a wild year for Sport Internationally, the Festival of Touch was a benchmark across not only the Touch Football world but right across the country. Where other sports were racing to postpone, Queensland Touch Football added a ten-day celebration of touch with five events across ten days.

Yes, we had our fair share of cancellations and postponements but to finish the year with such an amazing event is testament to the community and workforce of touch lovers who are always available to service and support our wonderful game.

This year we were able to spend time through the Q Academy further improving both the Player Development Series and the Coach Developer Programs with many Affiliates, Schools and Programs now being exposed to the Coach Developer - Foundation Game Plan Development online Session developed during the Covid-19 lockdown.

NRL TOUCH PREMIERSHIP

The NRL Touch Premiership was not played due to COVID-19 Pandemic.

QUEENSLAND JUNIOR STATE CUP

The 2020 Junior State Cup was cancelled due to the impact of Covid-19.

NATIONAL YOUTH CHAMPIONSHIPS

The 2020 National Youth Championships was held on the Sunshine Coast on revised dates from 30 September – 3 October 2020 during the Queensland School Holidays. National Youth Championships for the first-time featured Boys & Girls Divisions from 12s, 14s, 16s & 18s which ended up being reduced to a Queensland only event with the impact of Covid-19, which saw no other States lucky enough to be allowed entry into Queensland.

With CQ Bulls dominating in 2019, this year's event saw the South Queensland Sharks win five from eight Grand Finals regaining the mantle as the top youth region in the State.

With this years competition being all QLD based teams it was fortunate for the regions and state teams to prioritize and prove to be a pivotal difference in the youth development pathway for both players and coaches.

QUEENSLAND ALL SCHOOLS

This year's Queensland All Schools event was hampered in the lead up by Covid restrictions but none the less we were able to see the event go ahead as a stand alone Queensland Schools Event with no spectators.

The kids still turned out in force and once again great touch football was on display more focus on enjoyment and less pressure due to the spectators and crowds not being present.

It was great to see schools that have been working with QTF through the Performance Academy pushing into the Top 16 and beyond as they strive to compete with the long standing Touch Academy programs that are used to pushing into the final series and playing on the last day.

Final overall standings saw The Cathedral College from Rockhampton crowned as the number 1 Touch Football School in the State followed by Chancellor College and Emmaus Rockhampton in a top three repeat of 2019.

QUEENSLAND STATE CUP

The Queensland State Cup returned to the beautiful Gold Coast and was again hosted at the Coomera Sport Complex, home of the Northern Gold Coast Touch Association.

The Queensland State Cup was the final selection event for the rescheduled 2020 State of Origin series, placing more pressure on the athletes and coaches to perform, not just for a State Title but to secure a spot in the State Team.

With the event attracting the top players in the state in the Premier Divisions, one of the tournament highlights was the 20 Women's & 20 Men's Division where a few top flight players made the trek back to play their last year in the 20 age grade with their Affiliate friends highlighting one of the greatest reasons we play touch and sport, mateship!

This saw young guns like Francesca McDonald (Gold Coast) and Lachy Watt (Toowoomba) return to age grade touch footy for a weekend imparting their knowledge and experiences with their mates and enjoyed sharing a State Cup experience.

It was a great weekend for the Toowoomba 20 Men's team winning their Division but also picking up the 'Fitlab Fastest on the Field' Sprint title and the 'Titans Longest Pass' competition in a hat-trick that will set the bench mark for years to come!!!

Gold Coast Touch were crowned the top Affiliate in the State sneaking past the 2019 winners BMTA, after taking out four Grand Final division wins for the weekend.

NATIONAL TOUCH LEAGUE

The South Queensland Sharks retained the Champion Entity Golden Boot trophy at the 2021 Inferno National Touch League (NTL) held in Coffs Harbour. The SQ Sharks managed to capture six division titles including a competition first feat of claiming the Mixed, Women's and Men's Open divisions at the same event. While six of the Sharks' twelve teams were victorious overall, eleven teams made Semi Finals and ten teams made Grand Finals.

Each region, every player and staff member is to be commended for their contribution and efforts over the week as they served our State proudly.

The Men's Open Grand Final was contested between the SQ Sharks and the CQ Bulls, (who beat the Sharks in the first round game of the tournament). This match will go down as one of the greatest NTL Men's Open Grand Finals ever with the Greatest of All Time, Drumayne Dayberg-Muir, hurdling over the outstretched arm of a diving CQ Bulls defender in an extra time drop off to seal the victory.

STATE OF ORIGIN

After two years of postponement and planning the 2020 State of Origin took place at Coffs Harbour in June 2021 with New South Wales winning the series six (6) divisions to nine (9) and also winning both invitational divisions Queensland were successful in the Men's Open, Women's Open, Men's 20's, Senior Mixed, Women's 35's and Men's 35's.

With nine divisions being series losses of 1 – 2 and the game scores being lost by less than three tries there is a great opportunity for the next series be brought back into balance if we can get the Coach Appointments and player selections right. It must be noted that across the two-year program and due to the COVID-19 changes and event extension there were players and coaching staff withdrawing from positions right up to the week of the event.

A huge thanks to the respective State of Origin coaches, assistant coaches and managers for their contribution to State of Origin. Likewise, thanks to the State of Origin High Performance advisory panel, including Ryan Pollock, Tristan Mana, Neil Ward and John Singh for coaching support and mentoring.



PERFORMANCE & PATHWAYS

Q ACADEMY



Q YOUTH ACADEMY

The Q Youth Academy returned to the Gold Coast Performance Centre at Runaway Bay with 180 junior athletes and 24 Qld Pathway Coaches in attendance from 12-14 February 2021.

This year saw the introduction of the FITLAB as the event's Strength & Conditioning Partner. The day one skill development session had FITLAB facilitating athlete testing in Speed, Agility, Fitness and Hamstring Strength.

The Coaching staff were taken through the Athlete injury clearance test exercises by Steve Nance in an effort to further provide Touch Football coaches with the skills to support medical staff in live game situations when players are looking to return from an injury clearance.

Once again, all participants were treated to the annual team building challenges on Saturday evening. Which saw the Titan's 16 Boys team winning judges, Corey and Brad Russell, over with a Break-Dancing Skit complete with a back-flip to send the room into hysterics!!!

With head-to-head matches in both the Boys and Girls Divisions and then combining teams to make Mixed Division Game Play. We saw yet again, massive improvements in both the athletes and coaching staff as many were taken outside their comfort zones to compete and coach in environments that neither were used to.

We are looking forward to making greater improvements for the 2022 event with both the Referee & Coach Program.



PERMIT TEAMS



| COWBOYS | | | |
|-----------------------|-------------------------|-----------------------|-------------------------|
| 14 Girls | 14 Boys | 16 Girls | 16 Boys |
| Manaia Faiumu Malone | Chayce Bayles | Taylor Driver | Jeremy Green |
| Lainee Ingram | Seth Carpenter | Shauna Barnham | Simon Green |
| McKealy Farr | Clancy Hohn | Sophie Moore | Jacob Hill |
| Molly Kelso | Ben Butcher | Lacey Johnson | Lahbron Tamanika |
| Lilla Pratt | Curtis Seierup | Kharla Hills | Liam Welsh |
| Matilda Geihe | Marcus Bell | Grace Anderson | Jett Langham |
| Dominique Saunders | Partick Brennan | Grace Burbidge | Jacob Pugh |
| Emily Driehuis | Preston Cassidy | Jaydah Dorante | Beau Hodges |
| Brooke Johnston | Logan Deininger | Teeshe Edwards | Ryan McCarron |
| Tara Kelly | Beau McCarron | Hara Asia Fraser | Joseph Robert Pearson |
| Trista Lyon | Hayde Munro | Ashleigh Kelvin | Joshua Pierce |
| Freya McManus | Arinze Nzeakor | | Scott Swain |
| Chelsea Meigan | | | |
| Keely Pitt | | | |
| Coach - Andrew Pratt | Coach - Damien Kelso | Coach - Basil Cutmore | Coach - William Gilbert |
| Coach - David McManus | Coach - Jason Buczynsky | Coach - Mark Edwards | Coach - Jordan Seeto |

| TITANS | | | |
|---------------------------|------------------------|-----------------------|------------------------|
| 14 Girls | 14 Boys | 16 Girls | 16 Boys |
| Madisyn Campbell | Jett Bradshaw | Taylah Fuiava | Anthony Petley-Raupita |
| Evie Clarkson | Tre Gordan | Brooklyn Ross | Jai Charlton |
| Kiara Denny | Jay Sammut | Harmony Perry | Kaiyah Castles |
| Jorga Giles | Kaea Murray | Sierrah Dawson | Filisi Frost |
| Grace Jacobsen | Campbell Rolfe | Maya Sheil | Harry McNamara |
| Dior Schols | Samuel Sheppard | Jessica Barnes | Raydyn Haeta |
| Ella Searston | Sylas Simon | Bridget Doherty | Bowman Jackson-Jacobs |
| Ruby Leicht | Mitchell Dabin | Emerson Hamblin | Tyler Cuthbert-Hough |
| Teelah Lole | Bailey Deakin | Tess Notley | Jacob Madden |
| Amy Lorenz | Kyan Oats | Emma Bell | Riley Madden |
| Harmony Nuku | Tyler Madden | Zoe Waters | Brock Taylor |
| Molly Van Heerden | Lachlan McGrath | Holly Wilmington | Caleb McDonald |
| Abbey Wardle | Noah Rogers | | Blaise Prendegast |
| Charlotte Weinand | Braithen Scott | | Jay Scofield |
| Coach - Dean Hallam | Coach - Kylie Hahipene | Coach - Chris Swaddle | Coach - Josh Hoagn |
| Coach - Abbie Perndergast | Coach - Mark Delany | Coach - Chris Neville | Coach - Tammy Banks |

| BRONCOS | | | |
|-------------------------|----------------------|-----------------------|------------------------|
| 14 Girls | 14 Boys | 16 Girls | 16 Boys |
| Natalea Bias | Jacob Richter | Olivia Atkins | Jayden Ambichi |
| Rhani Hagan | Kealan Chadburn | Holly Barr | Cain Franks |
| Kaya Hilman | Zac Grant | Charli Barnes | Alex Gill |
| Kaydynce Hohaia Katene | Marley Ngatai | Pia Murphy | Nayton Iselin-Jansen |
| Lily Neil | Isaac Brand | Kate Hammond | Rafe Priestley |
| Charli Nikola | Nathaniel Allan | Benaya Laloata | Noah Jordan |
| Anika Te Namu | Ashton Sykes | Paige Rolfe | Sage Van Balen |
| Millie Adams | Diesel Richter | Chloe Bates | Aviv Collingwood |
| Alla Christensen | Brodie Campbell | Kayley Collins | Cael McNamara |
| Ava McMillian | Mason Glover | Hannah Parlane | Ky McNamara |
| Tayla O'Shanesy | Jahrel Iselin-Jansen | Keera Woods | Lachlan Zelinski |
| Lila Parr | Flynn Madders | Genevieve Poulus | Kadyn Reavley |
| Millie Stanton | Samuel Watson | Zali Purcell | Jona Verrills |
| Chanel Thompson | | Kelly Stephan | Kobe Verrills |
| Coach - John Bourke | Coach - Adam Richter | Coach - Andre Boon | Coach - Jashir Bhullar |
| Coach - Rebecca Thomsen | Coach - Justin Otto | Coach - Grace Griffin | Coach - Melia Larkin |

PERFORMANCE & PATHWAYS

Q ACADEMY TOUR

The Q Academy Spring Tour saw the Queensland Touch Football team travel throughout the Southeast of Queensland from 21 - 25 September 2020 school holidays. Starting on the Gold Coast and finishing up in Brisbane city, the Affiliates visited were Gold Coast, Palm Beach, Northern Gold Coast, Yarrabilba and Brisbane Metropolitan Touch Associations. Affiliates were offered a choice of the Q Holiday Academy, Q Development Academy or Coaches Forum, with both Q Holiday and Q Development Academies playing an integral part in athlete and coach development. Affiliate coaches were invited to be part of the Coach Developer program and learn alongside the QTF Team.

SPRING TOUR – 5 AFFILIATES, 101 PARTICIPANTS

| HOLIDAY ACADEMY | START DATE | FINISH DATE | DAY/ WEEKS | AFFILIATE | REGION | PARTICIPANTS |
|---------------------------------------|------------|-------------|------------|---------------------------------------|----------|--------------|
| Spring Tour - Gold Coast | 21-Sep-20 | 21-Sep-20 | 1 Day | Gold Coast Touch Association | SQBD | 33 |
| Spring Tour - Palm Beach | 22-Sep-20 | 22-Sep-20 | 1 Day | Palm Beach Touch Association | SQBD | 30 |
| Spring Tour - NGCTA | 23-Sep-20 | 23-Sep-20 | 1 Day | Northern Gold Coast Touch Association | SQBD | 21 |
| Spring Tour - Yarrabilba | 24-Sep-20 | 24-Sep-20 | 1 Day | Yarrabilba Touch Association | SQBD | 12 |
| Spring Tour - BMTA Coach Forum | 25-Sep-20 | 25-Sep-20 | 1 Day | BMTA | Brisbane | 5 |

SUMMER & AUTUMN TOUR – 4 AFFILIATES, 174 PARTICIPANTS

| HOLIDAY ACADEMY | START DATE | FINISH DATE | DAY/ WEEKS | AFFILIATE | REGION | PARTICIPANTS |
|--|------------|-------------|------------|---|------------|--------------|
| Q Holiday Academy - Toowoomba | 18-Jan-21 | 21-Jan-21 | 4 Days | Toowoomba Touch Association | South West | 97 |
| Q Holiday Academy - Graceville | 21-Jan-21 | 21-Jan-21 | 1 Day | Hounds Graceville Touch Association | Brisbane | 52 |
| Q Holiday Academy - South Tweed | 13-Apr-21 | 13-Apr-21 | 1 Day | South Tweed Community Touch Association | SQBD | 15 |

| Q PERFORMANCE ACADEMY | START DATE | FINISH DATE | DAY/ WEEKS | AFFILIATE | REGION | PARTICIPANTS |
|--|------------|-------------|------------|---|--------|--------------|
| Q Development Academy - South Tweed | 13-Apr-21 | 13-Apr-21 | 1 Day | South Tweed Community Touch Association | SQBD | 10 |

Q PERFORMANCE ACADEMY

The Q Performance Academy was created specifically with Youth Development in mind, covering the up-to-date trends and priorities of the game. All Q Performance Academies are delivered by the Queensland Touch Football Development Team and have been well received around the state from both Affiliates and Schools. The program exposes athletes to games specific drills and concepts that challenge decision making in game-based scenarios. The strength of the Academy is the Coach Development, the six-session's offer Coaches and Teachers the opportunity to work alongside the QTF Development Team to teach the drills and skill in weekly session plans.

PERFORMANCE ACADEMY – 8 ACADEMIES, 186 PARTICIPANTS

| Q PERFORMANCE ACADEMY | PROGRAM START DATE | PROGRAM FINISH DATE | DAY/ WEEKS | VENUE | REGION | PARTICIPANTS |
|---|--------------------|---------------------|------------|-------------------------------------|------------|--------------|
| Q Performance Academy - Southpine | 13-Aug-20 | 17-Aug-20 | 6 Weeks | South Pine Touch Association | Brisbane | 8 |
| Q Performance Academy - Our Lady of the Southern Cross Dalby | 3-Aug-20 | 7-Sep-20 | 6 Weeks | OLSC School Dalby | SWQ | 11 |
| Q Performance Academy - Dalby Christian College | 4-Aug-20 | 8-Sep-20 | 6 Weeks | DCC Dalby | SWQ | 9 |
| Q Performance Academy - Stretton College | 21-Sep-20 | 22-Sep-20 | 2 Days | Stretton State School | Brisbane | 69 |
| Q Performance Academy - Mary Mackillop | 20-Oct-20 | 24-Nov-20 | 6 weeks | Mary Mackillop Catholic College | South West | 16 |
| Q Performance Academy - Hounds Graceville | 26-Oct-20 | 30-Nov-20 | 6 weeks | Hounds Graceville Touch Association | Brisbane | 12 |
| Q Performance Academy - Mueller College (Rothwell) | 4-May-21 | 8-Jun-21 | 6 Weeks | Muller College (Rothwell) | Brisbane | 33 |
| Q Performance Academy - The Lakes College | 14-May-21 | 11-Jun-21 | 6 Weeks | The Lakes College | Brisbane | 28 |



REGIONAL BODIES



REGIONAL BODIES

BRISBANE



Following on from a tough year in 19/20 with the challenges of the global pandemic, BTF has had a huge year. A combination of an increase in registered teams, the success of BMTA's Metro Cup and the results from the 2021 Inferno National Touch League.

Brisbane Primary All Schools had an increase in teams from 20 up to 38 across 3 divisions (boys, girls and mixed). The National Youth Championships hosted 8 Brisbane Cobras teams across the 8 Divisions, it was the first year that QLD Junior State Championships were not held, however those teams were included in the NYC for the first time. Our 14 Girls team was crowned National Champions with the 12 Boys finishing runners up. A great achievement.

The 2021 Inferno National Touch League saw 14 Cobras teams across the 13 divisions, a huge showing in the semi finals with 8 teams represented. The Women's 45s and the Tier 2 All Abilities teams were crowned National Champions with the Women's 30s and Men's 45 finishing Runners Up. Brisbane Touch Football were very proud to have two All Ability Teams at the NTL.

There were several staff movements with Sam Heath (Affiliate Services Manager) taking a new role with Queensland Touch as the Sport Operation Manager, and Stephen Swan coming into the role as a replacement in June 2021.

We also had several changes to the board with Adam Page and Kieran Trenerry stepping away and Ross Pugliese (South Pine) being welcomed to the board. Geoff Hooper (Redcliffe Touch) and Ash Synnott (Independent Member) were nominated and duly elected to hold positions. Ash Synnott subsequently elected as President after Adam Page's decision to step aside.

Brisbane Touch Football (BTF) would like to acknowledge our affiliate volunteers for their continuous efforts and support given to touch football.

We had several of our affiliates attend the QTF Affiliates Conference during the Festival of Touch festivities. We also had a number of Brisbane Schools attend the Sports Performance Conference.

BMTA hosted the QLD All Schools Touch Championship, which has increased to its massive size over several years with the support of BMTA.

Ash Synnott
Chairperson - Brisbane Touch Football



REGIONAL BODIES

NORTH QUEENSLAND



NQ planned to host several events, with 2020 originally shaped as our busiest year on record.

We had 68 teams compete at our inaugural Junior State Cup North and as usual it was expertly run, and we remain very grateful to our countless volunteers.

In all areas that made it a success. We look forward to growing this event over the coming years and having it become the regions "must do" junior carnival. Unfortunately, due to Covid our Northern Affiliates Cup and NQ All Schools did not go ahead.

From a representative perspective we had 8 teams attend the expanded NYC in 2020, with our 18's boys being crowned champions in their Grand Final and for the first time our U12G making a grand final appearance. We had 3 affiliates sending teams to the 2020 QSC and 5 teams attend the NTLs in 2021 (results below). The number of teams travelling to the NTL's were impacted by the uncertainty of Covid and border closures.

NTL 2020 placings

- MO 7th
- W30 3rd
- W40 6th
- M50 6th
- M60 2nd

NYC 2020 placings

- U18B 1st
- U18G 3rd
- U16B 5th
- U16G 5th
- U14B 6th
- U14G 5th
- U12B 5th
- U12G 2nd

We also recognised the tremendous contribution and success with awards to:

- Certificates of achievement - Tony Divertie
- Our Sportswoman of the year - Paulina Raitalava
- Our Sportsman of the year - Kristian Congo
- Our Coach of the year - Nick Pecchiar
- Our Referee of the year - Denise Weier
- Sue Salter Service award - Joe Lo Grande

Our Board revisited our strategic plan for the next 3 years and it is hoped to have this before our affiliates in the new year. We will continue to have a strong focus on junior development and growth in our junior ranks to lay the foundation of our sport. Whilst not forgetting our senior players and focusing on retention and enjoyment of our sport that is enjoyed by many.

The region now has 3 development officers employed in Cairns, Mackay and Townsville and the feedback is that they have been well recieved.

I would like to thank the NQ Board Members for their commitment and wisdom. Thanks also to Renee and Sherriann who run the business and thanks also to our development officer's Darin, Katie and Abbey for their work throughout the year.

A year that saw us return to some form of normality as we work to increase player participation throughout the region. Well done to all the NQ affiliates large and small, for the volunteer hours that have been spent to ensure our great game is available to all who wish to play.

Tony Parsons
President



19
AFFILIATES



299 | 71
S2 2020 | S1 2021
JUNIOR PARTICIPATION



467 | 473
S2 2020 | S1 2021
SENIOR PARTICIPATION



12
VOLUNTEERS



25
COACHES
(REPRESENTATIVE)



25
REFEREES
(REPRESENTATIVE)



17 REFEREE
COURSES



7
COACHING COURSES

REGIONAL BODIES

CENTRAL QUEENSLAND



CQTA has once again had a successful year both at representative level and grass root level.

National Touch League
Open Men's Runner Up

Through courses run, CQ have now obtained more referees and coaches who have developed throughout the year. Many of whom have participated at Junior State Cup, National Youth Champs, Senior State Cup, NTL and are participating in many local competitions.

The CQTA Board would like to thank our affiliate volunteer committee members for their tireless work on behalf of their members. To go through the pandemic and still deliver Touch Football for all our members is a credit.

The CQTA Board would also like to thank our members for ongoing support, input, and participation.

CQTA had the pleasure of hosting a 6 AGAIN CLINIC, which captured Brisbane Broncos Women's Players who conducted clinics, Dinner Presentation for both Touch Football and Rugby League. Through this, we have gained more Touch Football players wanting to rise to the top.

Cameron Upton
CQTA Chairman

On a representative scene CQ once again performed exceptional. With majority of teams playing deep into finals.

NATIONAL YOUTH CHAMPS RESULTS

CQ 12 Girls Champions
CQ 12 Boys Semi Finalists
CQ 14 Boys Runners Up
CQ 14 Girls Runners Up
CQ 16 Boys Runners Up
CQ 16 Girls Runners Up
CQ 18 Boys Runners Up
CQ 18 Girls Runners Up



REGIONAL BODIES

SUNSHINE COAST, FRASER AND BURNETT DISTRICTS

Sunshine Coast Fraser and Burnett District Touch and its Affiliates faced some unknown territory in 2020 due to Covid 19 pandemic.

Most Affiliates only playing one season for the year in 2020 showed the strength and passion from these volunteers which contributed to our 2021 season 1 resume with enthusiasm and ambition to meet the target of growth within our clubs.

Most SCFBDTA Affiliates were successful in grant funding which allowed Affiliates to purchase much needed equipment for the competition specially to meet the Covid plans.

SCFBDTA events went ahead in the back end of 2020 namely our first Community Cup for Junior teams, Secondary All Schools. In 2021 SCFBDTA saw success in our East Coast Champs and Interclub Challenge, with some modifications due to Covid regulations we were fortunate to have the support from our Affiliates and schools which lead to participation growth.

SCFBDTA Youth Academy was held early in the year with Karly Banks aiming to increase development of our coaches and players.

SCFBDTA were fortunate enough to participate in NTLs early March with 4 teams, COVID did cause some of our numbers to decrease in this event.

SCFBDTA worked with Affiliates to produce an achievable development plan for our Region, this included a technical panel enabling our coaches and volunteers to gain access to mentoring around their role.

SCFBDTA are looking forward to a year of growth and excitement around our Region in the coming year.

Amanda Dwyer
Chairperson
Sunshine Coast, Fraser & Burnett Districts Touch Association



REGIONAL BODIES

SOUTH WEST QUEENSLAND



2020/2021 has been an extremely busy and rewarding 12 months for the South West Queensland Touch Association. Our region currently consists of 7 affiliates across some 400,000 square kms, in both urban and rural areas. We saw our numbers start to rebuild post covid, with over 2400 children, and 2100 adults participating in competitions across our region. There were over 17 Level 1 and 2 Referees, and 48 Foundation and Talent coaches accredited across our affiliates this year. When considering the geographical diversity of the area, the challenges around population in a highly competitive market, maintaining financially viable affiliates, sourcing volunteers to manage competitions and the impact Covid-19 has had on all communities, the work of affiliate volunteers in these areas must be acknowledged, as their commitment and passion for Touch Football ensures that children in rural, remote and urban areas to have opportunities to access the sport regularly.

With affiliate competitions back on the calendar, the Falcons Cup and Twisters Cup provided opportunities for teams to prepare for Junior State Cup. SWQ touch, together with QTF also ran various Q Academy holiday clinics.

SWQ was well represented at national events in 2020/2021. At NYC we had a solid campaign, with 6 of our 8 teams making the semi-final stage. As an entity we finished 5th overall.

Seven teams competed at NTL, with our All-Abilities team being included for the first time. Our Opens teams all made the quarter final stage, however failed to progress. Open Men's finished 8th, Open Women's finished 5th, Open Mixed finished 7th. In our masters' divisions our 40's Men finished 7th, 40's Women 5th, 45's Men 6th. Our All-Abilities team finished 10th in T3. As an entity we finished equal 6th overall. This saw an improvement on our 2020 result.

Players from our region also featured heavily in the representative arena. Youth players, and coaches attended the Queensland Youth Academy (Titans). Numerous referees were invited to participate in the Jet's referee program. South West Qld had 14 players represent Queensland at the State of Origin Series, 5 in the Opens divisions. We also featured in the coaching and managing ranks, which was a great reward for many.

SWQTA welcomed a new President in October 2020 and employed a Regional Admin Officer in January 2021. Prior to this, and without an Admin Officer, SW continued to function with the help of dedicated and much appreciated volunteers and board.

Player development and growth continues to be a key priority for the region. A shift in focus for SWQ towards the cultivation of our young coaches and elite players to build depth, knowledge and experience has been a priority of the Board.

At the core of SWQ's vision is to develop culture and community by building a connection between our youth, senior & elite players and coaches, managers and supporters. South West believe that this push towards a unified region where players and coaches are proud to belong will reduce the risk of the temptation from larger regions. In our early stages, this has seen an increase in player attendance at NYC trials and a surge in positive feedback and enthusiasm for the future.

The SWQTA Board would like to acknowledge and thank our SWQ volunteers, affiliate committees, coaches, referees, managers, players and supporters for their continued support and dedication. Their commitment to the growth and development of Touch within our region is greatly appreciated.

Toni Notley
President



REGIONAL BODIES

SOUTH QUEENSLAND AND BORDER DISTRICTS



As we patiently awaited the news of what the 'new normal' would look like post pandemic and wondered if there was even going to be a 'post pandemic', SQBD took time to contemplate how we could return to sport if given the opportunity to do so.

We were thrilled to be able to launch into Touch in season 2, 2020 and all of our affiliates in SQBD did a tremendous job in giving their communities a chance to participate in sport again.

There was a widely reported atmosphere of joy as participants realised how much they missed running with their mates as we got back into touch. Uncertainty about how much of the community would return to sport was quickly dismissed with strong numbers turning out to play in SQBD. 5% Participation growth into season 1, 2021 was outstanding and we'll be working hard into 2022 to see if we can make growth a trend again for Touch Football in SQBD.

On the back of our management change in 2019, this year was about consolidating our business practices and we will report strong financial results for the period. Looking through fresh eyes and with closer partnerships with QTF has opened the way to think and do things differently. We are seeing improved practices, relationships, and collaboration between Affiliates, SQBD and QTF translate to participation increase – something we simply have to achieve for the future of the sport.

Tristan Mana was appointed to the role of Development Manager based out of SQBD and alongside Mark Tipple we're looking at how best we can support affiliate growth in the region and how we take what we've learnt and collaborate on it with the rest of the State. The SQBD Board acknowledges the hard work put into the year from Tristan and Mark along with our Technical Panel.

With regards to competitions that we manage directly, Mitch Alexander at Palm Beach along with David Parker and his Palm Beach committee have delivered outstanding growth in their Junior and Senior competitions. Their readiness to share their experience means that our newest competition manager, Cam Perry, who joined in January 2020 and is based in our Logan catchment area running the start-up competitions at Middle Green in Greenbank and Yarrabilba Touch, can fast track his skill development to focus on growing participation at these new competitions. The Logan area has a large number of people playing unaffiliated touch, so there will be challenges here for us, but initial results are promising.

As the custodian of the Sharks representative pathway, it was a monumental 12 months for SQBD. Our year started with the 2020 National Youth Championships. SQBD had five Grand Final appearances from eight divisions, winning all five. We claimed the National Youth Golden Boot! An outstanding result and we acknowledge the hard work put in by our administrators, coaches, players and their families in delivering this win.

We move on to our involvement in the Festival of Touch, Sharks Affiliates doing fantastically at the QLD State Cup, we had great participation at our SEQ School Gala Day, leading into a peak number of participants at our All Nations event.

Our NTL campaign provided a record-breaking moment in time! Not only were we able to repeat the hoisting of the Golden Boot as NTL champions in 2021 – For the First time EVER, SQBD won all 3 opens divisions: Men's, Women's, and Open Mixed. A remarkable achievement and a wonderful testament to the SQBD Staff, volunteers, coaches, players, and officials that gave their 'sweat, determination and hard work' to turn this dream into a reality!

The SQBD Board of Mathew Gilbertson, Chris Graham, Russell Thompson, Mel Smith, John Morris, and Leigh-Ann Wilson extends its warm appreciation to all of our volunteers, affiliates, referees and coaches for their dedication and work on behalf of the sport. We also thank the QTF team, led by Greg Denny for their support and work in strengthening our partnership for the benefit of the community. Our results are the fruit of collaborative effort, and we thank you all for your involvement in Touch.

Mathew Gilbertson
President
South Queensland and Border Districts



COMMERCIAL & MARKETING

PARTNERSHIPS

Inferno

Inferno is the Official Apparel & Merchandise Partner of Queensland Touch Football. Inferno has set out to develop and fulfil the need of the modern athlete and supporter, from training and competition uniforms to general everyday lifestyle clothing and off-field wear. Inferno creates and builds team spirit starting with everyone looking like a team. An eye-catching team kit should capture the comradery, history and culture of the club.

CSF

College of Sport & Fitness is a nationally accredited training provider with over 12 years of experience. CSF has partnered with Queensland Touch Football (QTF) to deliver a certificate II and III Sports Coaching and Sport and Recreation specialising in Touch Football. Students will



have the opportunity to complete their Certificate II and III during high school, and start their stellar sporting career with accreditation as a level 1 referee and foundation coach in Touch Football.

Hygiene Systems

Hygiene Systems is a leading Australian provider of specialist hygiene products and service. Based in Yatala, Gold Coast, Hygiene Systems has a strong ties throughout Queensland and is the perfect fit for Queensland Touch Football. The



Hygiene Systems team is proud to support QTF through the supply of high quality hygiene hardware and consumable products. These market leading products has seen QTF through for many recent events, and is the go-to provider for hygiene practices through Covid and beyond.

Steeden

Steeden is the official ball of Queensland Touch Football. The Steeden brand has grown from strength to strength under the guidance of Gray-Nicolls Sports. Leading with unparalleled product, constant product refinement, consistent performance, and exclusive customisation, Steeden footballs have remained a tried and true product for Queensland Touch Football. through continual innovation, introduction of new products, creative ideas and acquiring important endorsements.

**All Sports Travel**

All sports travel as the preferred travel partner of QLD Touch Football. With over 30 years' experience, they are sporting group travel specialists and organise domestic and international travel for over 18,000 athletes and sporting enthusiasts each year.

Eckoo

Eckoo is the official IT supplier for Queensland Touch Football. Eckoo is a sustainable IT solution company based in Brisbane, QLD. With a responsive team to assist businesses in digital and transformations, no matter the situation of your IT infrastructure, they will customize every aspect allowing the business to benefit. Eckoo also has Australia's most versatile mobile media unit for advertising and event hire. You will recognize the Eckoo LED Media truck at Qld Touch Football events - designed to enhance the experience of event guests and sponsors alike.

**The Fit Lab**

The Fit Lab is a family-owned business with a strong passion for providing the Queensland sporting community with a broad range of high-quality health and fitness service. The team can assist individuals and teams with strengths and conditioning needs. They offer service via face-to-face delivery and/or online programming methods. As an inclusive health provider. The Fit Lab were involved in



Strength and Conditioning for QYouth Academy and for QLD State of Origin players.

Epic Medals

Born out of the Gold Coast 2018 Commonwealth Games medal ceremonies team, Epic Medal is a small team of designers, creatives, and sports lovers who share a passion for turning basic raw materials into stunning medals. As the official medal provider for Queensland Touch Football, Epic Medals have raised the bar in recognising elite performers and those who support them.

Fisiocrem

Fisiocrem are the official recovery area partner of the Junior State Cup and Qld State Cup and partner of Queensland Touch Football.



Fisiocrem is a topical massage cream for the temporary relief of muscular aches and pains, and has been a welcome relief for many athletes across Qld.

DSA Images

DSA Images are the official photographer of Queensland Touch Football Junior State Cup, and continue their support through other QTF Events. Capturing every moment and every emotion, DSA are proud to partner with Qld Touch Football.

Queensland Government

Queensland Touch Football acknowledge the ongoing commitment of the Queensland Government through our programs, development and participation initiatives.

THANK YOU
TO QLD VALUED PARTNERS
ALL OF GAME PARTNERS

**EVENT PARTNERS**

COMMERCIAL & MARKETING

MARKETING

The marketing strategy for 2020-2021 has been to increase digital engagement, better promotion of the sport as a whole and streamlining procedures to work smarter. Part of this process included a review of our current digital footprint, including the Premier and City Touch brands, analyzing how we share important game milestones statewide and business wide investigations to marketing operations compared to the current market offering. These discoveries were developed into action items that built the marketing pillar in our QTF Strategic Plan.

Some underpinning key principles that drove the marketing department, included:

- Driving participation and growth
- Celebrating our sport
- Working smarter and creating efficiencies

The marketing department continued a strip backed approach to reviewing QTF's digital presence and took note of innovative ways to showcase our events, programs, and affiliate support.

A dedicated Festival of Touch website was launched in late 2020 and featured a unified navigation page, directing participants, Affiliates, and the wider community to each individual event. Improvements were made in delivering QTF event marketing to include multi-channel digital and print marketing.



16%

AUDIENCE INCREASE
ACROSS FACEBOOK,
LINKEDIN, INSTAGRAM,
TWITTER AND YOUTUBE.



16,810

≡ UP ≡

10%



14,000

≡ UP ≡

18%



2,430

≡ UP ≡

65%



490

≡ UP ≡

50%



1,671

≡ UP ≡

0.3%



FINANCIAL
ANALYSIS
2020/21

FINANCIAL ANALYSIS

FINANCIAL COMMENTARY

The 2020/21 year was a very successful one for QTF. After being hampered by COVID-19, the rewards of a four-month review and re-build of the business operations conducted in 2019 are now evident. We also had the benefit of JobKeeper payments for the July to September quarter, which were critical in ensuring our operations could continue, but also contributed greatly to our positive result.

The COVID-19 pandemic slowed the re-introduction of sport in July and August 2020 resulting in our much-loved Junior State Cup event being cancelled. Affiliate competitions for S2 2020 were off to a slow start, with some affiliates recommencing their suspended S1 2020 competitions while others delayed commencing. Numbers were also lower in the Spring season of our Commercial competition which has continued to struggle regaining pre-COVID levels across remaining competitions throughout the year.

However, despite several snap lockdowns throughout the year, QTF managed to deliver every event of our calendar from the start of August, albeit with new restrictions around hygiene, COVID plans and participation tracking. These events included the Festival of Touch – a week-long extravaganza including QLD State Cup, Affiliate and Sports conferences, SEQ Gala day and the Qld All-Nations event, and the State of Origin. It was truly outstanding, and a testament to everybody involved, that these large-scale events could be delivered in what were very uncertain times.

Event sponsorship has now been secured to run the Festival of Touch for the next 3 years (2021-2023). We were also successful in securing an additional Apparel supplier to be included in our Apparel Licensing Program. Our seven suppliers have non-exclusive rights to use QTF branding IP on approved apparel for a three-year term. The program intends to protect the QTF brand image, create a professional and consistent look and feel and control the use of our intellectual property (IP). The QTF Apparel and Merchandise Partner went to market and Inferno were re-appointed as QTF Apparel and Merchandise Partner. Inferno has been a long-term partner of and have a proven record of going above and beyond to ensure Queensland Touch is supplied with high-quality team apparel and great value merchandise at every event.

With the South QLD and Border Districts and Brisbane regions under QTF management, it was apparent that greater flexibility in reporting and budgeting was required to ensure regional results were transparent and

easily compared to budgeted numbers. During the year QTF implemented a new Finance reporting tool, Calxa (a Xero App), to enable this flexibility. A remapping of our current Xero accounts and tracking categories was undertaken as part of the process. Budgets can now be entered and reported on at event and regional level setting QTF up for future financial stewardship and growth.

Affiliates have adapted to various restrictions throughout the year to continue delivering social competitions across the State. An additional 4 affiliated competitions joined with QTF throughout the year bolstering numbers in the Brisbane and South QLD and Border District regions.

Participation numbers in the Premier and City Competitions have tracked lower than anticipated due to the COVID-19 pandemic and increased competition in the social sport market. A decision was made to impair the asset by \$150,000 to ensure the book value was a true reflection of the assets future cash flows. Premier and City Touch continue to focus on providing quality competitions, enhanced support and development for referees, and improvements to fields and lighting.

Staffing has remained relatively stable throughout the year. Notable changes included backfilling the vacant Sport Operations Manager position and the employment of 2 part time Regional Development Officers in North Queensland to contribute to growing and developing the region. QTF were fortunate to qualify for the JobKeeper Payment Scheme until the end of September 2020.

During the year Touch Football Australia (TFA) terminated the Collaboration Agreement between TFA and QTF which reduced funding to QTF by \$110,000 for the year. In addition, QTF has now finalised an Arrears Agreement with TFA to repay the outstanding historical balance of Affiliation fees in quarterly instalments over 4 years.

MEMBERS EQUITY

The 2020-21 financial year was the first full year since changes were made to our Commercial Competitions and Affiliation fee structure in 2018-19. This, combined with having the SQBD region under management for the first full year, the success of our Sporting Schools program and an increase in our Events portfolio has seen a turnaround in Members Equity from some difficult years. This trend, forecast to continue into the 2021-22 financial year, will enable QTF to provide more support to regions to further develop the sport of Touch Football.



Figure 1 - Members Equity

REVENUE

- An analysis across the key revenue areas of the Association highlights several notable points for consideration.
- Membership revenue for 2021 includes the financial benefits of the new affiliation fee structure. Team numbers have remained strong with the contribution of 4 new affiliated competitions at Hounds Graceville, UQ Rebels, Middle Green and Yarrabilba.
- Event income was strong and included the launch of the Festival of Touch and a State of Origin. Unfortunately, the Junior State Cup was cancelled due to COVID-19 restrictions but will go ahead in July 2021.
- Commercial revenue continues to grow. The 2020-21 financial year includes a full year of Event and Affiliation income from the SQBD region under management.

Sponsorship has remained strong however team numbers in our Commercial competitions have struggled.

- Government and national body funding levels in 2021 were in line with 2020 however the Collaboration Agreement between TFA and QTF was discontinued resulting in a \$110,000 drop in revenue.
- Sport Operations numbers are positive. The Sporting Schools Program continues to grow however the Q Performance Academies delivered through schools, Brisbane, and regional areas have been slow to gain momentum due to COVID-19 restrictions.
- Other Revenue relates to Federal Government stimulus payments (JobKeeper) for businesses significantly affected by coronavirus (COVID-19).

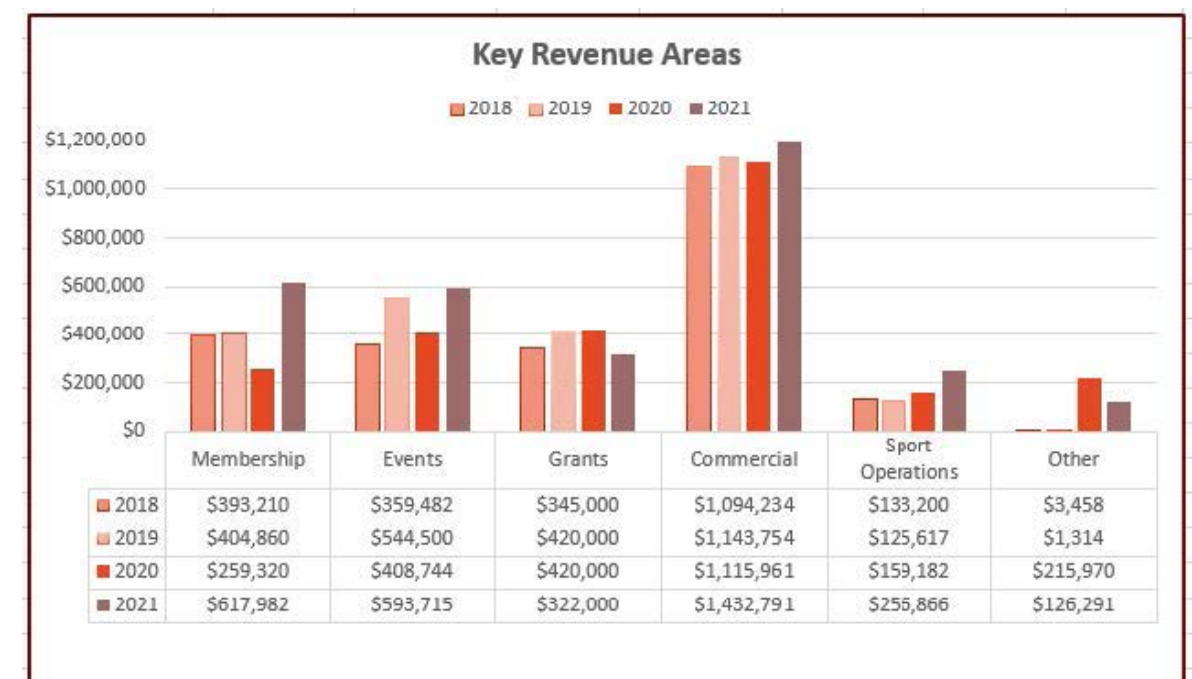


Figure 2 – Key Revenue Areas

FINANCIAL ANALYSIS

FINANCIAL COMMENTARY CONTINUED

EXPENDITURE

- Overall expenditure for the 2020-21 financial year has increased by \$397,105, partly due to management of the SQBD region and the impairment of the PCT asset. A brief analysis of the 2021 expenditure follows.
- Operating expenses include \$150,000 related to the impairment of QTF's commercial asset. Office expenses have increased as the previous financial year had the benefit of a COVID-19 rental subsidy, not applicable this financial year. An increase in staff numbers has contributed to a corresponding increase in IT subscriptions and licences. A full year of events has also seen an increase in marketing expenditure compared to the previous year.
- Spending on Member Services has decreased due to a new model of employing staff in line with recommendations from the Governance & Operating Review undertaken in 2019. During the year 2 development officers were employed in North Queensland. The QTF Board and Management are continuing to work with the Regions to develop and implement a framework that supports and meets the needs of each Region in the future.
- Human resources expenses increased slightly for the year due to staff change overs in the Events and Marketing department, back filling the Sport Operations Manager role and the employment of 2 new development officers in North Queensland. While a slight increase in the overall expense has occurred for the year, the percentage allocated to this area is at 31% of expenditure. This is below what is considered standard practice for HR expense to revenue (33%-36%).
- Event expenses were higher than previous years due to the launch of Festival of Touch and the State of Origin.
- Expenditure on Commercial Activity has reduced in line with sponsorship expenditure as QTF's contract with The Thinking Cap group comes to an end.

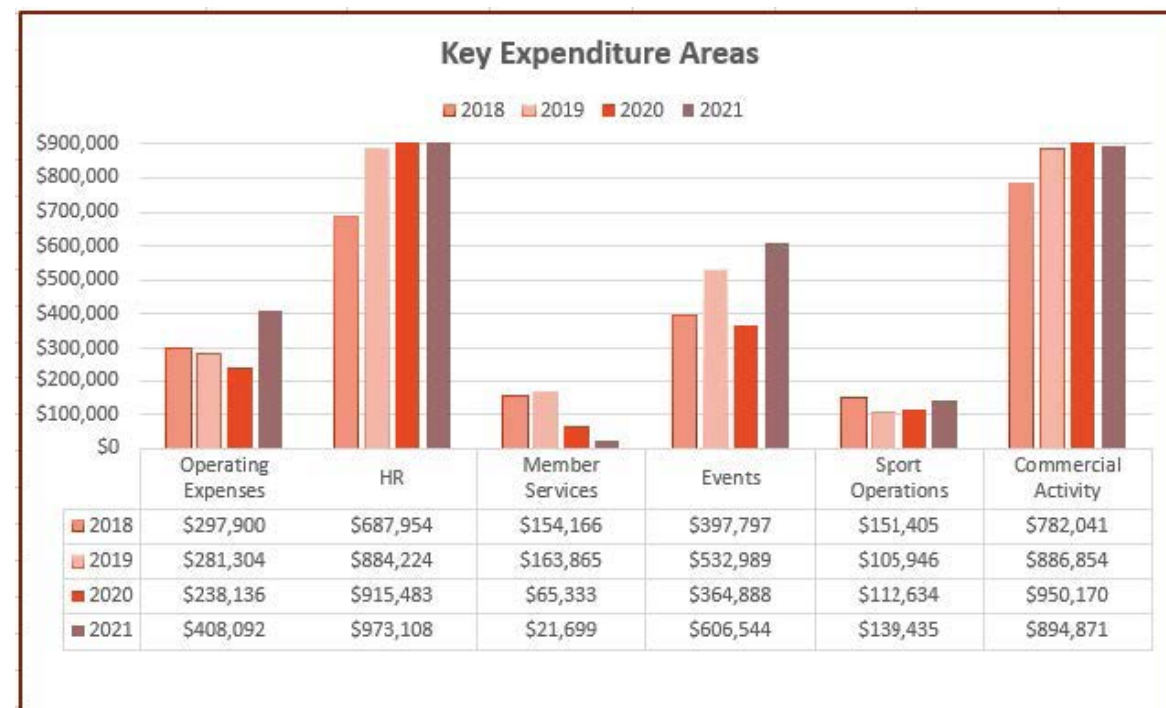


Figure 3 – Key Expenditure Areas

FINANCIAL PERFORMANCE

To further detail the current financial health and performance of the Association over the period several tables, accompanied by explanatory notes, are provided for consideration.

| | 2018 | 2019 | 2020 | 2021 |
|-------------------------|-------------|-------------|------------|-----------|
| Operating Result | (\$142,678) | (\$215,136) | (\$67,468) | \$305,896 |
| Members Equity | \$458,253 | \$243,117 | \$175,649 | \$481,545 |
| Cash at Bank | \$487,973 | \$270,424 | \$63,738* | \$965,434 |
| Trade Debtors | \$236,282 | \$126,971 | \$204,612 | \$195,224 |
| Trade Creditors | \$471,888 | \$346,337 | \$447,205 | \$106,169 |

Table 1 - Financial Performance

Cash at Bank at the end of the FY reflects the Association had received no revenues for the period March – June 2020 due to COVID-19 lock downs. It is noted that Qld Government Funding due to be received on 1 October 2020 was brought forward to 1 July 2020 to assist State Sporting Organisations with the financial impact of Covid-19.

The 2021 FY saw a fantastic turn around in results from previous periods (as shown in Table 1). With the SQBD Region now under management and changes to the fee structures for our Commercial and Affiliated competitions this trend is expected to continue into the next financial year. Included in Cash at Bank is registration revenue in relation to the 2021 Junior State Cup (run in July) as well as sponsorship and grant income received in advance for QLD State Cup, Women In Touch and a new vehicle.

| | 2018 | 2019 | 2020 | 2021 |
|---------------------|-------------|-------------|-------------|-------------|
| Revenue | \$2,328,585 | \$2,640,046 | \$2,579,177 | \$3,349,645 |
| Expenditure | \$2,471,263 | \$2,855,182 | \$2,646,644 | \$3,043,749 |
| Surplus/Loss | (\$142,678) | (\$215,136) | (\$67,468) | \$305,896 |
| Return | (6.1%) | (8.1%) | (2.6%) | 7.20% |

Table 2 - Financial Return

Table 2 provides a snapshot of the growth of the Association over the past four reporting periods. Noting that 2021 includes a full year of financials for South QLD and Border Districts and Brisbane regions under QTF management.

Despite all the challenges of COVID-19, QTF has achieved a fantastic result.

Greg Denny
Chief Executive Officer

TABLE OF CONTENTS

| | |
|--|----|
| Director's Report | 2 |
| Income and Expenditure Statement for the 12 Months Ended 30 June 2021 | 3 |
| Assets and Liabilities Statement as at 30 June 2021 | 4 |
| Notes to the Financial Statements for the 12 Months Ended 30 June 2021 | 5 |
| Statement by Directors | 12 |
| Independent Auditor's Report | 13 |

QUEENSLAND TOUCH ASSOCIATION Inc.
ABN 32 751 852 440

DIRECTOR'S REPORT

The directors submit the financial report of Queensland Touch Association for the 12 months ended 30 June 2021.

Directors

The names of the directors throughout the year and at the date of this report are:

- Troy Morgan
- Gavin Shuker
- Peter Tong
- Marni McGrath (resigned December 2020)
- Kelvin Lockyer (resigned December 2020)
- Mark Henriksen (resigned December 2020)
- Dennis DiBartolo (appointed December 2020)
- Adam Page (appointed December 2020)
- Rohan Ballon (appointed December 2020)
- William Grant (resigned January 2021)
- Terani Inoke (appointed April 2021)

Principal Activities

The principal activities of the association during the financial year were: Administration of Touch Football in Queensland.

Operating Result

The surplus after providing for income tax for the 12 months ended 30 June 2021 amounted to \$305,896 (12 months ending 30 June 2020 deficit \$67,468)

Significant Changes

Team numbers in QTF's commercial asset have been lower than anticipated due to the COVID-19 pandemic and an increase in market competition. A decision was made to impair this asset by \$150,000 to ensure the book value was a true reflection of the assets future cash flows.

Touch Football Australia (TFA) terminated the Collaboration Agreement between TFA and QTF which reduced funding to QTF by \$110,000 for the year.

The COVID-19 pandemic had a significant impact on our return to sport in Quarter 1 2020 with the cancellation of QTF's Junior State Cup Event, lower player registrations in our commercial competition and a slow start to affiliate competitions.

Signed in accordance with a resolution of the Directors of the Board.



Troy Morgan

16/11/2021

Date Signed



Dennis DiBartolo

16/11/2021

Date Signed

QUEENSLAND TOUCH ASSOCIATION Inc.
ABN 32 751 852 440

INCOME AND EXPENDITURE STATEMENT FOR THE 12 MONTHS ENDED 30 June 2021

| | Notes | 12 Months Ended 30 June 2021 | 12 Months Ended 30 June 2020 |
|--|-------|---------------------------------|---------------------------------|
| Revenue: | | | |
| Membership | 2 | 617,982 | 259,320 |
| Events | 3 | 593,715 | 408,744 |
| Grants | 4 | 322,000 | 420,000 |
| Commercial Activity | 5 | 1,432,791 | 1,115,961 |
| Sport Operations | 6 | 256,866 | 159,182 |
| Other Income | 7 | 126,291 | 215,970 |
| | | <u>3,349,645</u> | <u>2,579,177</u> |
| Less Expenditure: | | | |
| Operating Expenses | 8 | 408,092 | 238,136 |
| Human Resources Expenses | 9 | 973,108 | 915,483 |
| Member Services | 10 | 21,699 | 65,333 |
| Event Expenses | 11 | 606,544 | 364,888 |
| Sport Operations Expenses | 12 | 139,435 | 112,634 |
| Commercial Activity Expenses | 13 | 894,871 | 950,170 |
| | | <u>3,043,749</u> | <u>2,646,644</u> |
| | | | |
| Net Current Year Surplus/(Deficit): | | <u>305,896</u> | <u>(67,468)</u> |

QUEENSLAND TOUCH ASSOCIATION Inc.
ABN 32 751 852 440

BALANCE SHEET AS AT 30 June 2021

| | Notes | 30 June 2021 | 30 June 2020 |
|--------------------------------------|-------|-------------------------|-----------------------|
| ASSETS | | | |
| CURRENT ASSETS | | | |
| Cash and Cash Equivalents | 14 | 965,434 | 63,738 |
| Trade Debtors | | 175,418 | 121,152 |
| Accrued Revenue | | 5,904 | 95,000 |
| Other Current Assets | 15 | <u>19,805</u> | <u>156,262</u> |
| | | <u>1,166,561</u> | <u>436,152</u> |
| NON-CURRENT ASSETS | | | |
| Property, Plant and Equipment | 16 | 54,858 | 42,098 |
| Intangibles | 21 | <u>290,821</u> | <u>467,176</u> |
| | | <u>345,679</u> | <u>509,274</u> |
| TOTAL ASSETS | | <u>1,512,240</u> | <u>945,427</u> |
| LIABILITIES | | | |
| CURRENT LIABILITIES | | | |
| Trade and Other Payables | 17 | 561,373 | 640,965 |
| Tax Liabilities | 18 | 86,504 | 8,596 |
| Employee Entitlements | | 81,233 | 47,217 |
| Current Borrowings | 19 | <u>64,000</u> | <u>73,000</u> |
| TOTAL CURRENT LIABILITIES | | <u>793,110</u> | <u>769,778</u> |
| NON-CURRENT LIABILITIES | | | |
| Non-Current Borrowings | 19 | <u>237,586</u> | <u>-</u> |
| TOTAL NON-CURRENT LIABILITIES | | <u>237,586</u> | <u>-</u> |
| TOTAL LIABILITIES | | <u>1,030,696</u> | <u>769,778</u> |
| NET ASSETS | | <u>481,544</u> | <u>175,649</u> |
| EQUITY | | | |
| Retained Earnings | | 175,649 | 243,117 |
| Net Profit/(Loss) for the Year | | <u>305,896</u> | <u>(67,468)</u> |
| TOTAL EQUITY | | <u>481,545</u> | <u>175,649</u> |

QUEENSLAND TOUCH ASSOCIATION Inc.
ABN 32 751 852 440

NOTES TO THE FINANCIAL STATEMENTS
FOR THE 12 MONTHS ENDED 30 June 2021

NOTE 1: SUMMARY OF SIGNIFICANT ACCOUNTING POLICIES

The financial statements are special purpose financial statements prepared in order to satisfy the financial reporting requirements of the Associations Incorporations Act of Queensland 1981. The Board has determined that the association is not a reporting entity.

The financial statements have been prepared on an accruals basis and are based on historical costs and do not take into account changing money values or, except where stated specifically, current valuations of non-current assets. The following significant accounting policies, which are consistent with the previous period unless stated otherwise, have been adopted in the preparation of these financial statements.

(a) Property, Plant and Equipment

Leasehold improvements and office equipment are carried at cost less, where applicable, any accumulated depreciation.

The depreciable amount of all PPE with the exception of Leasehold Improvements is depreciated over the useful lives of the assets to the association commencing from the time the asset is held ready for use.

(b) Impairment of Assets

At the end of each reporting period, the association reviews the carrying amounts of its tangible and intangible assets to determine whether there is any indication that those assets have been impaired. If such an indication exists, an impairment test is carried out on the asset by comparing the recoverable amount of the asset, being the higher of the asset's fair value less costs of disposal and value in use, to the asset's carrying amount. Any excess of the asset's carrying amount over its recoverable amount is recognised in the income and expenditure statement.

(c) Employee Provisions

Provision is made for the association's liability for employee benefits arising from services rendered by employees to the end of the reporting period. Employee provisions have been measured at the amounts expected to be paid when the liability is settled.

(d) Provisions

Provisions are recognised when the association has a legal or constructive obligation, as a result of past events, for which it is probable that an outflow of economic benefits will result and that outflow can be reliably measured. Provisions are measured at the best estimate of the amounts required to settle the obligation at the end of the reporting period.

(e) Cash and Cash Equivalents

Cash on hand includes cash on hand, deposits held at call with banks, and other short-term highly liquid investments with original maturities of three months or less.

(f) Accounts Receivable and Other Debtors

Accounts receivable and other debtors include amounts due from members as well as amounts receivable from donors. Receivables expected to be collected within 12 months of the end of the reporting period are classified as current assets. All other receivables are classified as non-current assets.

(g) Revenue and Other Income

Revenue is recognised at an amount that reflects the consideration to which the incorporated association is expected to be entitled in exchange for transferring goods or services to a customer. For each contract with a customer, the incorporated association: identifies the contract with a customer; identifies the performance obligations in the contract; determines the transaction price which takes into account estimates of variable consideration and the time value of money; allocates the transaction price to the separate performance obligations on the basis of the relative stand-alone selling price of each distinct good or service to be delivered; and recognises revenue when or as each performance obligation is satisfied in a manner that depicts the transfer to the customer of the goods or services promised.

Interest Income

Interest revenue is recognised using the effective interest method, which for floating rate financial assets is the rate inherent in the instrument. Dividend revenue is recognised when the right to receive a dividend has been established.

Other Income

Other revenue is recognised when it is received or when the right to receive payment is established.

QUEENSLAND TOUCH ASSOCIATION Inc.
ABN 32 751 852 440

NOTES TO THE FINANCIAL STATEMENTS
FOR THE 12 MONTHS ENDED 30 June 2021

NOTE 1: SUMMARY OF SIGNIFICANT ACCOUNTING POLICIES (Cont'd)

Grant and Donation Income

Grant revenue is recognised in profit or loss when the incorporated association satisfies the performance obligations stated within the funding agreements. If conditions are attached to the grant that must be satisfied before the association is eligible to receive the contribution, recognition of the grant as revenue will be deferred until those conditions are satisfied, which is generally at the time of receipt.

Sponsorship Income

Revenue from sponsorship contracts is recognised wholly within the period to which the sponsorship contract relates. Typically sponsorship contracts are tied to events.

Event Income

Event income is recognised when the events are performed. If fees are received in advance for events, it will be recorded as a deferred revenue amount net of the expenses and revenue in the balance sheet.

(h) Goods and Services Tax (GST)

Revenues, expenses and assets are recognised net of the amount of GST, except where the amount of GST incurred is not recoverable from the Australian Taxation Office (ATO). Receivables and payables are stated inclusive of the amount of GST receivable or payable. The net amount of GST recoverable from, or payable to, the ATO is included with other receivables or payables in the assets and liabilities statement.

(i) Trade and Other Payables

Trade and other payables represent the liability outstanding at the end of the reporting period for goods and services received by the association during the reporting period, which remain unpaid. The balance is recognised as a current liability with the amounts normally paid within 30 days of recognition of the liability.

(j) Income Tax

The association is exempt from income tax under the provisions of Section 50-5 of the Income Tax Assessment Act 1997.

(k) Customer Intangibles

Customer intangibles acquired as part of a business combination are recognised separately from goodwill. The customer intangibles are carried at their fair value at the date of acquisition less accumulated amortisation and impairment losses. Amortisation is calculated based on the timing of projected cash flows over their estimated useful lives, which currently are estimated at five years.

(l) Goodwill

Goodwill is not amortised but it is tested for impairment annually, or more frequently if events or changes in circumstances indicate that it might be impaired, and is carried at cost less accumulated impairment losses.

Goodwill is allocated to cash-generating units for the purpose of impairment testing. The allocation is made to those cash-generating units or groups of cash-generating units that are expected to benefit from the business combination in which the goodwill arose. The units or groups of units are identified at the lowest level at which goodwill is monitored for internal management purposes.

(m) New Accounting Standards and Interpretations

The Entity has adopted all new Australian Accounting Standards effective as at reporting date except for AASB 16 *Leases*.

(n) New Accounting Standards and Interpretations not yet adopted

Australian Accounting Standards and Interpretations that have recently been issued or amended but are not yet mandatory, have not been early adopted by the association for the annual reporting period ended 30 June 2021.

QUEENSLAND TOUCH ASSOCIATION Inc.
ABN 32 751 852 440

NOTES TO THE FINANCIAL STATEMENTS
FOR THE 12 MONTHS ENDED 30 June 2021

| | 12 Months Ended 30 June 2021 \$ | 12 Months Ended 30 June 2020 \$ |
|--|---------------------------------------|---------------------------------------|
| NOTE 2: MEMBERSHIP FEES | | |
| Senior Team Affiliation | 416,142 | 160,000 |
| Junior Team Affiliation | 196,440 | 93,840 |
| Event Affiliation | 5,400 | 5,480 |
| | <u>617,982</u> | <u>259,320</u> |
| NOTE 3: EVENTS INCOME | | |
| Registration Income | 525,155 | 314,397 |
| Other Event Income | 68,560 | 94,347 |
| | <u>593,715</u> | <u>408,744</u> |
| NOTE 4: GRANTS | | |
| Government Grants | 312,000 | 300,000 |
| Touch Football Australia Funding | - | 110,000 |
| Touch Football Australia - Rent Contribution | 10,000 | 10,000 |
| | <u>322,000</u> | <u>420,000</u> |
| NOTE 5: COMMERCIAL ACTIVITY | | |
| Sponsorship | 248,440 | 296,750 |
| Premier and City Touch Income | 630,349 | 436,510 |
| Regional Event Income | 343,140 | 333,550 |
| Regional Affiliation | 210,862 | 49,151 |
| | <u>1,432,791</u> | <u>1,115,961</u> |
| NOTE 6: SPORT OPERATIONS | | |
| Sport Operations | 28,569 | 33,777 |
| Performance Pathways | - | 15,095 |
| Sporting Schools | 188,382 | 103,592 |
| Course Income | 39,915 | 6,718 |
| | <u>256,866</u> | <u>159,182</u> |
| NOTE 7: OTHER INCOME | | |
| COVID-19 Funding | 126,000 | 215,500 |
| Interest Income | 241 | 470 |
| Other Income | 50 | 0 |
| | <u>126,291</u> | <u>215,970</u> |

QUEENSLAND TOUCH ASSOCIATION Inc.
ABN 32 751 852 440

NOTES TO THE FINANCIAL STATEMENTS
FOR THE 12 MONTHS ENDED 30 June 2021

| | 12 Months Ended 30 June 2021 \$ | 12 Months Ended 30 June 2020 \$ |
|--|---------------------------------------|---------------------------------------|
| NOTE 8: OPERATING EXPENSES | | |
| IT Expenses | 17,648 | 10,042 |
| Office Expenses | 94,303 | 73,893 |
| Meeting Expenses | 7,754 | 24,840 |
| Marketing and Promotions | 33,795 | 20,848 |
| Professional Fees | 26,550 | 35,285 |
| Vehicle Expenses | 5,449 | 5,414 |
| Bank Fees | 1,631 | 1,825 |
| Maintenance | 2,650 | - |
| Bad Debts Expense | 6,000 | - |
| Interest Expense | 452 | 2,049 |
| Depreciation | 17,868 | 19,948 |
| Amortisation Expense | 43,992 | 43,992 |
| Impairment Write Down | 150,000 | - |
| | <u>408,092</u> | <u>238,136</u> |
| NOTE 9: HUMAN RESOURCE EXPENSES | | |
| Wages & Salaries | 870,773 | 820,204 |
| Other Employment Expenses | 13,858 | 13,507 |
| Superannuation | 77,857 | 75,157 |
| Mileage | 3,283 | - |
| FBT Expense | 2,321 | - |
| Professional Development | 5,016 | 6,614 |
| | <u>973,108</u> | <u>915,483</u> |
| NOTE 10: MEMBER SERVICES | | |
| Grants | 21,699 | 65,333 |
| | <u>21,699</u> | <u>65,333</u> |
| NOTE 11: EVENT EXPENSES | | |
| Event Expenses | 606,544 | 364,888 |
| | <u>606,544</u> | <u>364,888</u> |
| NOTE 12: SPORT OPERATIONS | | |
| Course Expenses | 8,378 | 8,772 |
| Sporting Schools | 122,169 | 68,915 |
| Performance Pathways | - | 18,347 |
| Referee Performance | 4,872 | 614 |
| Development Expenses | 4,016 | 15,986 |
| | <u>139,435</u> | <u>112,634</u> |
| NOTE 13: COMMERCIAL ACTIVITY | | |
| Regional Expenses | 390,430 | 333,091 |
| Sponsorship Expenses | 7,301 | 144,249 |
| Premier and City Expenses | 497,140 | 472,830 |
| | <u>894,871</u> | <u>950,170</u> |

QUEENSLAND TOUCH ASSOCIATION Inc.
ABN 32 751 852 440

NOTES TO THE FINANCIAL STATEMENTS
FOR THE 12 MONTHS ENDED 30 June 2021

| | 12 Months Ended 30 June 2021 \$ | 12 Months Ended 30 June 2020 \$ |
|--|---------------------------------------|---------------------------------------|
| NOTE 14: CASH AND CASH EQUIVALENTS | | |
| Cash Reserve | 553,733 | 53,608 |
| Cheque Account | 408,887 | 6,551 |
| Debit Cards | 2,814 | 3,580 |
| | <u>965,434</u> | <u>63,738</u> |
| NOTE 15: OTHER CURRENT ASSETS | | |
| Prepayments | 16,805 | 80,460 |
| Bonds - TFA Permits | 3,000 | 3,000 |
| GST | - | 27,317 |
| SQBD Receivable | - | 45,486 |
| | <u>19,805</u> | <u>156,262</u> |
| NOTE 16: PROPERTY PLANT AND EQUIPMENT | | |
| Plant and Equipment | 72,580 | 64,663 |
| Less Accumulated Depreciation | <u>(46,539)</u> | <u>(39,760)</u> |
| | <u>26,041</u> | <u>24,903</u> |
| Office and Computer Equipment | 45,851 | 25,743 |
| Less Accumulated Depreciation | <u>(24,831)</u> | <u>(18,944)</u> |
| | <u>21,020</u> | <u>6,799</u> |
| Motor Vehicle | 41,990 | 41,990 |
| Less Accumulated Depreciation | <u>(34,193)</u> | <u>(31,594)</u> |
| | <u>7,797</u> | <u>10,396</u> |
| | <u>54,858</u> | <u>42,098</u> |
| NOTE 17: TRADE AND OTHER PAYABLES | | |
| Trade Creditors | 106,169 | 470,921 |
| Income in Advance | 427,157 | 139,781 |
| SQBD Loan from Palm Beach | - | 12,000 |
| Superannuation Payable | 28,047 | 18,263 |
| | <u>561,373</u> | <u>640,965</u> |
| NOTE 18: TAX LIABILITIES | | |
| GST | 69,486 | |
| PAYG Withholdings Payable | <u>17,018</u> | <u>8,596</u> |
| | <u>86,504</u> | <u>8,596</u> |

QUEENSLAND TOUCH ASSOCIATION Inc.
ABN 32 751 852 440

NOTES TO THE FINANCIAL STATEMENTS
FOR THE 12 MONTHS ENDED 30 June 2021

NOTE 19: RELATED PARTY TRANSACTIONS

Transactions between related parties are on normal commercial terms and conditions no more favourable than those available to other parties unless otherwise stated.

During the 12 months ended 30 June 2021, the association made payments in the amount of \$176,437 (year ended 30 June 2020: \$119,348) to Inferno Sports for services. Inferno sports is a clothing company owned by Director, Gavin Shuker. All transactions are entered under normal commercial terms.

| | 12 Months Ended 30 June 2021 \$ | 12 Months Ended 30 June 2020 \$ |
|-------------------------------|---------------------------------------|---------------------------------------|
| <u>Current</u> | | |
| Touch Football Australia Loan | 64,000 | 73,000 |
| <u>Non-Current</u> | | |
| Touch Football Australia Loan | 237,586 | - |
| | <u>301,586</u> | <u>73,000</u> |

NOTE 20: OPERATING LEASE COMMITMENTS

Minimum Lease Payments

| | | |
|--|----------------|---------------|
| Payable within one year | 50,333 | 33,333 |
| Payable within two year and five years | 193,202 | - |
| Total Contracted at Balance Date | <u>243,535</u> | <u>33,333</u> |

NOTE 21: INTANGIBLE ASSETS

| | | |
|---|------------------|------------------|
| Goodwill | 410,000 | 410,000 |
| Goodwill Impairment | <u>(150,000)</u> | <u>-</u> |
| | <u>260,000</u> | <u>410,000</u> |
| Premier and City Touch Customer Contracts | 220,000 | 220,000 |
| Accumulated Amortisation | <u>(209,054)</u> | <u>(165,062)</u> |
| | <u>10,946</u> | <u>54,938</u> |
| Intangible | 30,740 | 10,500 |
| Less Accumulated Depreciation | <u>(10,865)</u> | <u>(8,262)</u> |
| | <u>19,875</u> | <u>2,238</u> |
| | <u>290,821</u> | <u>467,176</u> |

Movements during the year

| | Customer Contracts | Goodwill |
|-------------------------|-----------------------|----------------|
| Opening Balance | 54,938 | 410,000 |
| Goodwill Impairment | - | (150,000) |
| Amortisation | <u>(43,992)</u> | <u>-</u> |
| Balance at 30 June 2021 | <u>10,946</u> | <u>260,000</u> |

Impairment Tests for goodwill

Goodwill is monitored by management at the Association level for Premier and City Touch.

The association tests whether goodwill has suffered any impairment on an annual basis. The recoverable amount of a cash generating unit (CGU) is determined based on value-in-use calculations which require the use of assumptions.

The calculations use cash flow projections based on financial budgets covering a five-year period.

Cash flows beyond the five-year period are extrapolated using the estimated growth rates. These growth rates are consistent with forecasts included in industry reports specific to the industry in which each CGU operates.

QUEENSLAND TOUCH ASSOCIATION Inc.
ABN 32 751 852 440

NOTES TO THE FINANCIAL STATEMENTS
FOR THE 12 MONTHS ENDED 30 June 2021

NOTE 22: BASIS OF ACCOUNTING AND GOING CONCERN

The financial report has been prepared on a going concern basis, which contemplates the continuity of business activities and the realisation of assets and settlement of liabilities in the ordinary course of business.

As at 30 June 2021, the association's current assets exceeded its current liabilities by \$373,451. Management has determined that there is no material uncertainty that casts doubt on the entity's ability to continue as a going concern.

QUEENSLAND TOUCH ASSOCIATION Inc.
ABN 32 751 852 440

NOTES TO THE FINANCIAL STATEMENTS
FOR THE 12 MONTHS ENDED 30 June 2021

The Board has determined that the association is not a reporting entity and that this special purpose financial report should be prepared in accordance with the accounting policies outlines in Note 1 to the financial statements.

In the opinion of the Board the Income and Expenditure Statement, Asset and Liabilities Statement and Notes to the Financial Statements:

1. Presents fairly the financial position of Queensland Touch Association Inc. as at 30 June 2021 and its performance for the 12 months ended on that date.
2. At the date of this statement, there are reasonable grounds to believe that the association will be able to pay its debts as and when they fall due.



Troy Morgan
Chairman

16/11/2021

Date Signed



Dennis DiBartolo
Director

16/11/2021

Date Signed



Tel: +61 7 3237 5999
Fax: +61 7 3221 9227
www.bdo.com.au

Level 10, 12 Creek St
Brisbane QLD 4000
GPO Box 457 Brisbane QLD 4001
Australia

INDEPENDENT AUDITOR'S REPORT

To the members of Queensland Touch Association Inc

Report on the Audit of the Financial Report

Opinion

We have audited the financial report of Queensland Touch Association Inc (the Entity), which comprises the asset and liabilities statement as at 30 June 2021 and the income and expenditure statement for the year then ended, and notes to the financial report, including a summary of significant accounting policies, and statement by committee members.

In our opinion the accompanying financial report presents fairly, in all material respects, the financial position of the entity as at 30 June 2021 and of its financial performance and its cash flows for the year then ended in accordance with the basis of accounting described in note 1.

Basis for opinion

We conducted our audit in accordance with Australian Auditing Standards. Our responsibilities under those standards are further described in the *Auditor's Responsibilities for the Audit of the Financial Report* section of our report. We are independent of the Entity in accordance with ethical requirements of the Accounting Professional and Ethical Standards Board's APES 110 *Code of Ethics for Professional Accountants* (the Code) that are relevant to our audit of the financial report in Australia. We have also fulfilled our other ethical responsibilities in accordance with the Code.

We believe that the audit evidence we have obtained is sufficient and appropriate to provide a basis for our opinion.

Emphasis of matter – Basis of accounting

We draw attention to Note 1 to the financial report, which describes the basis of accounting. The financial report has been prepared to assist Queensland Touch Association Inc. to meet the requirements of The Associations Incorporations Act 1981. As a result, the financial report may not be suitable for another purpose. Our opinion is not modified in respect of this matter.

Responsibilities of management and those charged with governance for the Financial Report

Management is responsible for the preparation and fair presentation of the financial report, and have determined that the basis of preparation described in Note 1 is appropriate to meet the requirements of The Associations Incorporations Act 1981 and for such internal control as management determines is necessary to enable the preparation and fair presentation of a financial report that is free from material misstatement, whether due to fraud or error.



In preparing the financial report, management is responsible for assessing the Entity's ability to continue as a going concern, disclosing, as applicable, matters relating to going concern and using the going concern basis of accounting unless management either intends to liquidate the Entity or to cease operations, or has no realistic alternative but to do so.

Those charged with governance are responsible for overseeing the Entity's financial reporting process.

Auditor's responsibilities for the audit of the Financial Report

Our objectives are to obtain reasonable assurance about whether the financial report as a whole is free from material misstatement, whether due to fraud or error, and to issue an auditor's report that includes our opinion. Reasonable assurance is a high level of assurance, but is not a guarantee that an audit conducted in accordance with the Australian Auditing Standards will always detect a material misstatement when it exists. Misstatements can arise from fraud or error and are considered material if, individually or in the aggregate, they could reasonably be expected to influence the economic decisions of users taken on the basis of this financial report.

A further description of our responsibilities for the audit of the financial report is located at the Auditing and Assurance Standards Board website (<http://www.auasb.gov.au/Home.aspx>) at: http://www.auasb.gov.au/auditors_files/ar3.pdf

This description forms part of our auditor's report.

BDO Audit Pty Ltd

T R Mann
Director

Brisbane, 16 November 2021



Queensland
Government

