

ANNUAL REPORT 2022

QUEENSLAND TOUCH FOOTBALL



Our Vision

Unite, Inspire and Grow.

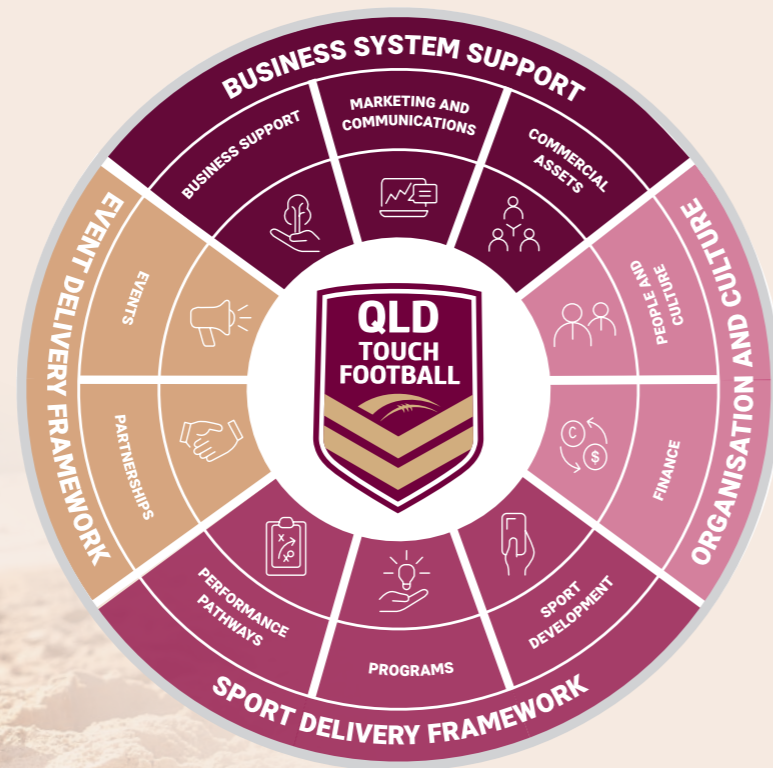
Our How

We do this by providing pathways and structures that aim to UNITE, INSPIRE and GROW the sport of Touch Football through all communities we support.

Our Why

We strive in all we do to provide fun, memorable, and inclusive experiences through the great sport of Touch Football.

Strategic Pillars



CONTENTS

| | | |
|---------------------------------|---|---------------------------------|
| 04 Chairman's Report | 10 Sport Development & Programs | 39 Commercial |
| 05 Board & Management | 22 Performance Pathways | 42 Regional Bodies |
| 07 CEO's Report | 25 Events | 48 Financial Analysis |

The 2022 Queensland Touch Football Annual Report covers the period 1 July 2021 – 30 June 2022.

CHAIRMAN'S REPORT



The Australian Sporting landscape continues to be a challenging environment post-Covid, with extensive weather challenges, a crowded sporting market and, in turn, the tightening of corporate sporting sponsorship opportunities. Despite these factors, I would like to acknowledge the resilience and effort of our QTF Board, QTF staff, our regions and affiliates, in not only being able to overcome these challenges, but also grow our sport in Queensland in 2021/2022.

The uncertainty and challenges which the current extreme weather conditions see us face was very evident, resulting in the need to cancel our flagship Queensland State Cup event in November 2021. Despite these setbacks, our team has been able to deliver innovative programs such as the Women in Touch program, through funding provided by Qld Government under ActiveKIT grant, coach developer program and the introduction of our QTF Awards Evening which will be brought to life at the end of 2022.

Throughout 2021/2022 we have seen the restructure of our State Development with our Game Development staff across the state all coming under the QTF banner and working in partnership with our great regions. The alignment of resources, strategy and growth goals across the state from a development perspective, matched to our overall QTF Strategic Plan supported strong participation growth this year.

The culmination of this year was the announcement in June by Queensland Government that QTF had been approved to receive \$175,000 to deliver initiatives under the School Sport

Program to enhance the quality and quantity of school sport performance and participation pathways in 2022/23.

We continue to expand our corporate partnerships, despite a difficult market, which is testament to the dedication of our QTF Partnerships team and the strength of our product. This has included the extension of new partnerships with Major Events Gold Coast and City of Gold Coast's support of the Festival of Touch for 2021-2023. Tourism and Events QLD and Bundaberg Regional Council once again supported the QLD State Cup and Bundaberg Cup and Major Events Gold Coast became major sponsors of the Gold Coast Titans All Schools from 2021-2023.

I would like to thank the whole QTF board for their tireless efforts and support throughout the year.

In closing, I would also like to thank our fantastic volunteers, affiliates, regions, players, referees and the whole QTF team for their continuing support and efforts to help make our sport great.

Troy Morgan
Chairman



BOARD & MANAGEMENT

BOARD OF DIRECTORS

BOARD MEETING ATTENDANCE 2021/22



TROY MORGAN
CHAIRMAN
MEMBER ELECTED DIRECTOR
RE-ELECTED 2021 AGM
Meetings attended 4/4



GAVIN SHUKER
MEMBER ELECTED DIRECTOR
TERM ENDED 2021 AGM
Meetings attended 2/2



PETER TONG
MEMBER ELECTED DIRECTOR
TERM ENDED 2021 AGM
Meetings attended 2/2



DAVE ZANETTE
MEMBER ELECTED DIRECTOR
ELECTED 2021 AGM
Meetings attended 2/2



DENNIS DIBARTOLO
MEMBER ELECTED DIRECTOR
ELECTED 2020 AGM
Meetings attended 4/4



ADAM PAGE
MEMBER ELECTED DIRECTOR
ELECTED 2020 AGM
Meetings attended 3/4




ROHAN BALLON
MEMBER ELECTED DIRECTOR
ELECTED 2020 AGM
Meetings attended 4/4



TERANI INOKE
DIRECTOR CASUAL VACANCY
ELECTED 2020 AGM
Meetings attended 4/4

LIFE MEMBERS



PAUL EGGERS
LIFE MEMBER



RUSSELL MOWLES
LIFE MEMBER




BARRY DOYLE
LIFE MEMBER



BILL PIERCE
LIFE MEMBER



PETER MCNEVEN
LIFE MEMBER



RAY EUSTACE
LIFE MEMBER



RICHARD MUNRO
LIFE MEMBER



BILL KERR
LIFE MEMBER



ALAN SATCHELL
LIFE MEMBER



PAT CARROLL
LIFE MEMBER

BOARD & MANAGEMENT

QTF STAFF

THE QUEENSLAND TOUCH FOOTBALL TEAM CONSISTS OF:

| | |
|------------------------|--|
| GREG DENNY | CHIEF EXECUTIVE OFFICER |
| FIONA MEGGITT | BUSINESS & FINANCE MANAGER |
| COLLEEN PURDY | FINANCE OFFICER(P/T) <i>ceased employment April 2022</i> |
| JANE SADLER | FINANCE OFFICER (P/T) <i>commenced employment April 2022</i> |
| TRISTAN MANA | DEVELOPMENT MANAGER |
| SAM HEATH | SPORT OPERATIONS MANAGER |
| BRITTANY MONAGHAN | MARKETING & COMMUNICATIONS MANAGER <i>maternity leave cover ceased employment March 2022</i> |
| RACHAEL HARPUR | MARKETING & COMMUNICATIONS MANAGER <i>returned from maternity leave April 2022</i> |
| TARYN COLES | MARKETING & COMMUNICATIONS COORDINATOR <i>commenced employment June 2022</i> |
| DANETTE TAYLOR | EVENTS & PARTNERSHIP MANAGER <i>maternity leave cover ceased employment September 2021</i> |
| MOLLY POGNET | EVENTS & PARTNERSHIP MANAGER <i>commenced in September and ceased employment November 2021</i> |
| MATTHEW SCOTT | EVENTS MANAGER <i>commenced employment November 2021</i> |
| DANIEL DE VRIES | EVENTS & PROJECTS COORDINATOR <i>ceased employment November 2021</i> |
| MIA JESSON | EVENTS & PROJECTS COORDINATOR <i>commenced employment December 2021</i> |
| JACK WHITELOCK | PROGRAMS AND ADMINISTRATION COORDINATOR |
| RACHAEL STACEY | PARTNERSHIPS MANAGER <i>returned from maternity leave January 2022</i> |
| RYLEE KRAUSE | PREMIER CITY TOUCH COMPETITION MANAGER <i>ceased employment November 2021</i> |
| PETER SHALLCROSS | PREMIER CITY TOUCH COMPETITION MANAGER <i>commenced employment November 2021</i> |
| RENEE SANDILANDS | PREMIER CITY TOUCH BUSINESS DEVELOPMENT MANAGER <i>ceased employment November 2021</i> |
| GWENDOLINE BEHRENDORFF | PREMIER CITY TOUCH COMPETITION ADMINISTRATOR <i>commenced employment February 2022</i> |
| DARREN QUINLAN | PREMIER CITY TOUCH REFEREE DEVELOPMENT OFFICER |
| STEPHEN SWAN | AFFILIATE SERVICES MANAGER BRISBANE |
| MARK TIPPLE | AFFILIATE SERVICES MANAGER SQBD <i>ceased employment October 2021</i> |
| LEE ROSSOW | REFEREE DEVELOPMENT & PROGRAMS COORDINATOR SQBD <i>commenced employment October 2021</i> |
| JAYDEN BENBOW | GAME DEVELOPMENT OFFICER CENTRAL QUEENSLAND <i>commenced employment June 2022</i> |
| CANDICE HIGGINS | GAME DEVELOPMENT OFFICER (P/T) CENTRAL QUEENSLAND <i>commenced employment June 2022</i> |
| DAN SARMIENTO | GAME DEVELOPMENT OFFICER BRISBANE |
| LAUREN AVSEC | GAME DEVELOPMENT OFFICER SOUTH QUEENSLAND <i>commenced employment February 2022</i> |
| TERRY MCSWEENEY | GAME DEVELOPMENT OFFICER SOUTH WEST QLD |
| KATIE GEIGER | GAME DEVELOPMENT OFFICER (P/T) NORTH QLD |
| DARIN TRUDGETT | GAME DEVELOPMENT OFFICER (P/T) NORTH QLD <i>ceased employment January 2022</i> |
| ABBY KING | GAME DEVELOPMENT OFFICER (P/T) NORTH QLD <i>commenced employment July and ceased employment October 2021</i> |

CEO'S REPORT

GREG DENNY



2021/22 was challenging with ongoing Covid-19 restrictions and unprecedented rain events directly impacting organisations, competitions and events across Queensland. Our greatest disappointment was the cancellation of the 2021 Qld State Cup (QSC), with the event attracting a record number of 124 Affiliate teams.

Severe flooding in February impacted the South-East and Sunshine Coast region with several affiliates inundated and fields and facilities decimated, leading to seasons being lost and extensive damage. Others suffered less extensive damage, however rain and field closures caused continuing competition disruptions. The QTF office and storage facilities were both inundated, resulting in significant damage and stock losses and the temporary relocation of the QTF office to Greenslopes.

Despite these disruptions and challenges, QTF, regions and affiliates continued to show amazing resilience, with total Full Active participation increasing by 6%. This included junior participation in Queensland reaching an all-time high and senior participation rebounding from Covid impacts of the previous year.

Staff

I would like to acknowledge the contribution of our QTF staff, who over the past 12 months, have shown considerable resilience facing the many challenges and have done so with tenacity and a smile. We said goodbye to several staff, and also welcomed back staff from maternity-leave.

Our Events team saw the departure of Events and Partnerships Manager's Danette Taylor, and Molly Pougnet, as well as, Events and Projects Coordinator, Danny DeVries. Matthew Scott and Mia Jesson joined the Events team in early 2022 and did a remarkable job continuing to deliver quality events.

Premier and City Touch saw the departure of both Renee Sandilands and Rylee Krause, and welcomed Peter Shallcross and Gwen Behrendorff. A special thanks to Renee Sandilands for her dedication and contribution to Premier and City Touch over 10 years'.

QTF welcomed back Rachael Stacey, Partnerships Manager and Rachael Harpur, Marketing and Communications Manager, both returning part-time from maternity leave. A special thanks to Brittany Monaghan, for her contribution as Marketing and Communications Manager, as a maternity leave replacement.

QTF continued to employ a number of Game Development staff across the state, both full-time and part-time capacity. This greatly assists our regions and affiliates to support the development of the game across the state.

I would also like to acknowledge the contribution of Renee Marsh, NQ Operations Manager who stepped down, after serving the North Queensland region over many years.

Events

Thankfully, our largest participation event, the 2021 Junior State Cup took place mere days after a Covid lockdown was lifted in south-east corner. Given the event was cancelled due to the pandemic in 2020, it was pleasing to see our touch football community

gather in Hervey Bay to celebrate the return of the Junior State Cup.

It was with great disappointment that the Festival of Touch was interrupted by significant rainfall, leading to the cancellation of the 2021 Qld State Cup and postponement of Qld All Nations. The latter was able to be rescheduled in early 2022. Thankfully, we were able to proceed with the Affiliate Conference, Sports Performance Conference and the SEQ Schools Beach Gala Day. We thank all of our stakeholders and partners for their understanding and support across the Festival of Touch events!

The start of 2022 looked promising with Bundy Cup, Q Youth Academy, rescheduled Qld All Nations and Cas Cup successfully held, however unprecedented rain events continue to cause disruptions with many events rescheduled or cancelled. The greatest impact overall was to our juniors with many of the junior Affiliate events leading into Junior State Cup disrupted, having to be rescheduled or cancelled. Thanks to the patience of our junior participants/parents, coaches and support staff, and resilience of our Affiliates.

Participation

Overall participation continued to increase again this year, with Queensland leading the way nationally, thanks to the outstanding contribution and commitment of affiliates, regions and the QTF Development team.

Full Active Juniors increased by 11% to their highest participant numbers ever recorded in Queensland of 36,802. Likewise, the number of Junior teams participating in Affiliate competitions across Queensland increased by 19.6% to 2,998 teams.

Full Active Senior participant numbers continued to increase, rebounding from Covid impacts of the previous years, increasing by 6%. Likewise, the number of Senior teams participating in Affiliate competitions across Queensland

increased again this year by 3.7% to 3,975 teams.

Participation in Events, School Delivered programs and School Managed competitions continued to rebound post-Covid, however Program participants were down due to impacts of both Covid and wet weather during the period.

Queensland touch welcomed our newest affiliate, Jimboomba Touch, affiliating through SQBD in Season 1 2022. We also welcomed Moura Touch Football as a TFA commercial competition.

Programs

QTF launched 2 new programs this year with the introduction of the Women in Touch and Coach Developer programs. Both programs received wonderful support from affiliates and participants across Queensland.

Women in Touch, funded by the Queensland Government's ActiveKIT initiative, targets women who wish to become more active; with the vision to create a fun, relaxed and social environment to engage women to join our touch football communities. Women in Touch programs were run across Queensland from Palm Beach, to Mackay and the Whitsundays with lots of fun being had by all, encouraging a new audience to engage in the touch football community. We are excited to continue to offer the Women in Touch program across Queensland, even once the funding cycle is completed.

The Coach Developer program was designed to support our junior and emerging coaches and provide professional development opportunities catered to the individual coach's needs. The program consists of a combination of online and face-to-face delivery, with the program successfully piloted at 2022 Junior State Cup North in Townsville and officially launched in the lead up to the 2022 Junior State Cup.

Pathways

Regional teams represented Queensland at the 2021 National Youth Championships, with Covid restrictions again limiting the number of inter-state teams to Tasmania and NT. That aside, competition was still fierce amongst the Queensland teams in the battle for state supremacy, with Brisbane Cobras awarded Overall NYC Champion.

Queensland regional teams dominated



the rescheduled 2022 National Touch League, claiming 10 of the 17 championship titles.

Partnerships

We thank all of our Partners for their ongoing support and commitment to the sport and appreciate their understanding during challenging times. Our partners are acknowledged in the partners section of the Annual Report.

A special thanks to the Queensland Government for their ongoing support, through various programs, development and participation initiatives, that support healthy and active Queenslanders participating in touch football.

Strategic Plan

QTF held a number of strategy planning days and regional forums to identify pillars and strategies to Unite, Inspire and Grow touch football in Queensland. Formally launching the 2022-2024 Strategic Plan in 2022, as an organisation we strive to provide fun, memorable and inclusive experiences through the great sport of touch football.

Our Shared Values

- Forward Thinking
- Passionately Proud
- Fostering Fun
- Leading with Humility
- Stronger Together

Our Pillars

We will deliver these pathways and structures through our pillars of support.

Business Systems Support:

Business Support, Marketing and Communications, and Commercial Assets.

Event Delivery Framework: Events and Partnerships.

Sport Development Framework: Sport Development, Programs and Performance Pathways.

Organisation And Culture: Finance and People and Culture.

Our Board

QTF farewelled long-serving board members, former Chairman, Gavin Shuker and Director, Peter Tong, who finished their tenures at the 2021 AGM. Their significant contributions were acknowledged by QTF Chairman, Troy Morgan at the AGM, on behalf of the entire QLD Touch Football community.

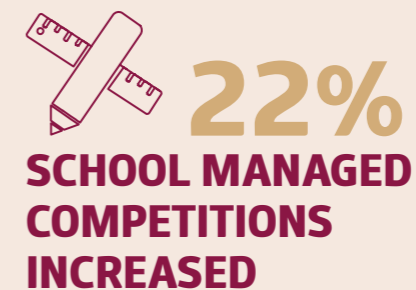
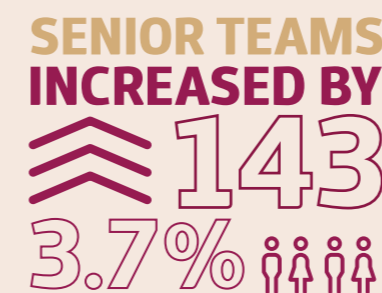
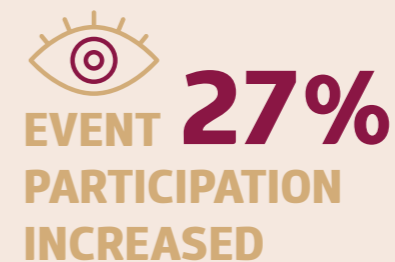
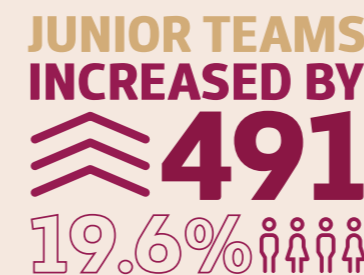
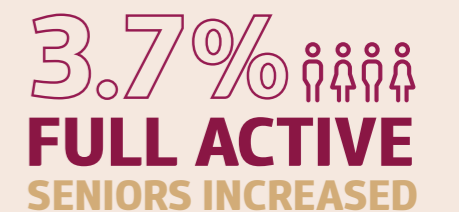
QTF welcomed new Directors, Terani Inoke and David Zanette appointed to the vacant positions. They joined fellow Directors, Troy Morgan, Adam Page, Rohan Ballon and Dennis DiBartolo, who continue to work hard to ensure the future for touch football in Queensland remains positive.

In closing, I would like to thank the QTF Board, QTF staff, regions, affiliates and all of our stakeholders who support, enjoy and love the game of touch football each and every day, as we collectively, unite, inspire and grow touch football in Queensland.

Greg Denny
Chief Executive Officer
Queensland Touch Football

2021/2022 PARTICIPATION

QUEENSLAND TOUCH FOOTBALL HIGHLIGHTS



SPORT DEVELOPMENT & PROGRAMS

PARTICIPATION GLOSSARY

FULL ACTIVE MEMBERSHIP – ADULT AND JUNIOR

Members who have access to the full range of program and services offered by the organisation or their affiliated club or association, as a participant, coach or official.

PROGRAM PARTICIPANTS

Members/participants who have access to a limited range of programs and services offered by the organisation or their affiliated club or association as a participant.

EVENT PARTICIPANTS

Participants who pay a fee per event to participate in the activity and receive limited other services from the organisation. This type of participant pays no formal membership fee and may not have access to programs and services of the state organisation.

SCHOOL DELIVERED PROGRAMS

Participants involved in regular competitions, programs or championships events organised by national or state organisations and may be conducted at a school facility. These include fee for service or free of charge services.

SCHOOL MANAGED COMPETITIONS

Participants involved in events, competitions, or programs organised primarily by schools that are not directly organised by the national or state organisation, instead informal or formal agreements may exist and be supported by the affiliated structure.

ACCREDITED VOLUNTEER PARTICIPANTS

Participants who participate in recognised sport education courses that receive formal accreditation.



SPORT DEVELOPMENT & PROGRAMS

PARTICIPATION

The 2021-2022 season continued to provide challenges, with disruptions to community touch football due to the pandemic in Season 2 2021, and significant disruptions due to extreme weather events in both Season 2 2021 and Season 1 2022.

Despite the impacts of the pandemic and weather, adult full active membership in Queensland remained consistent, with junior full active membership increasing by 11%.

Overall, senior team numbers reflected the difficulties experienced by affiliates, with adult teams down by 1%. Junior competitions however, have continued to recover post pandemic and have had less disruption due to the weather, with a 21.9% increase in all. The most notable growth in team numbers was in South West Queensland and Sunshine Coast, Fraser and Burnett Districts due to the recovery of competitions after the pandemic, and in South Queensland Border Districts due to the innovative Term Touch affiliation model.

Program participation was once again impacted by COVID-19 with various school programs, First Try (Sporting Schools) and QTF Academies being cancelled in September and October 2021.

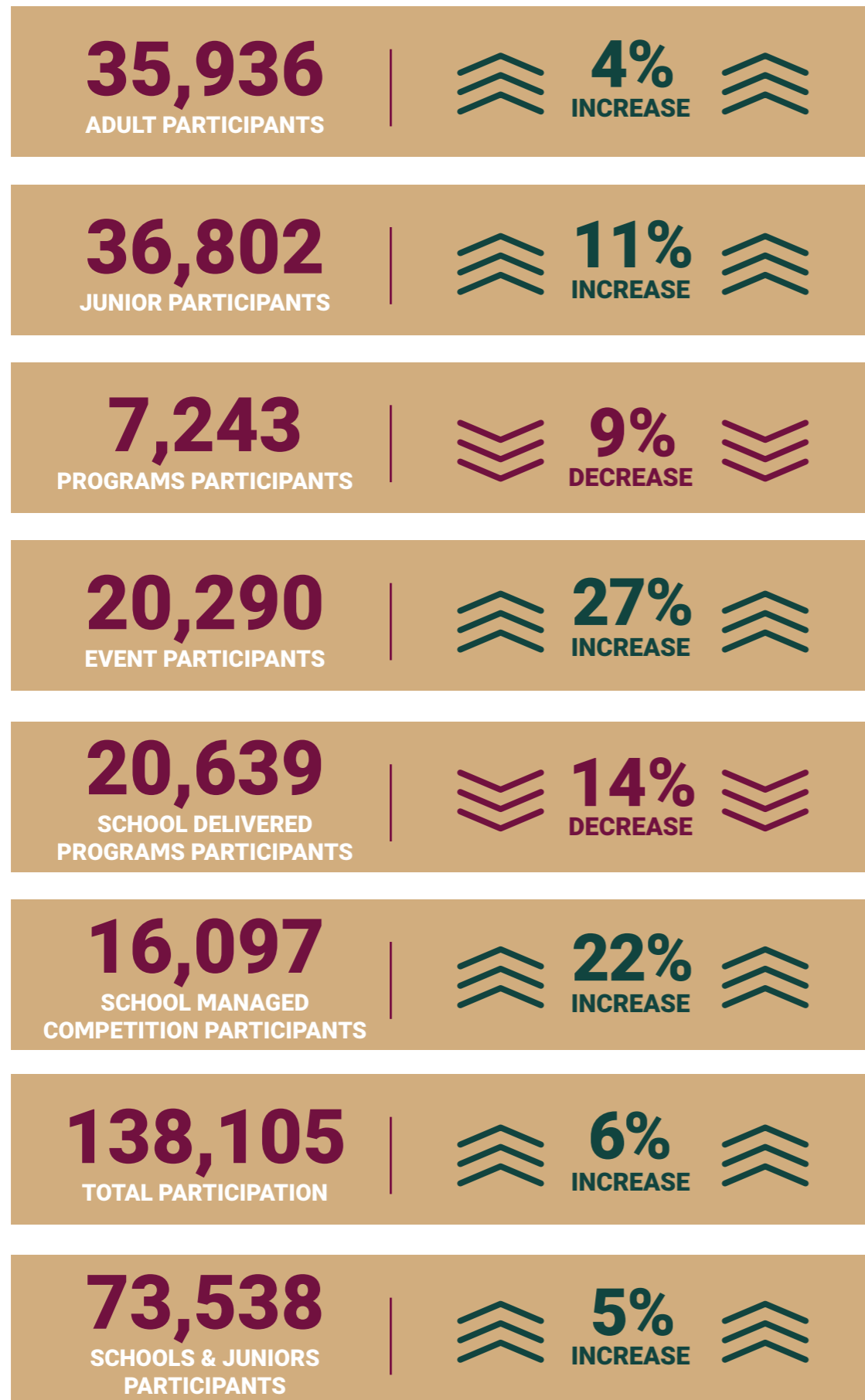
QTF acknowledges the dedicated volunteers who work tirelessly to administer competitions in their communities, without this dedicated group of people touch football would not be in the strong position it is as a popular community sport.

The following 2021/22 Participation Summary aligns to key participation categories reported against by Touch Football Australia (TFA), in line with Sport Australia and Queensland State Government. The table includes a comparison against previous year's participation across all categories.



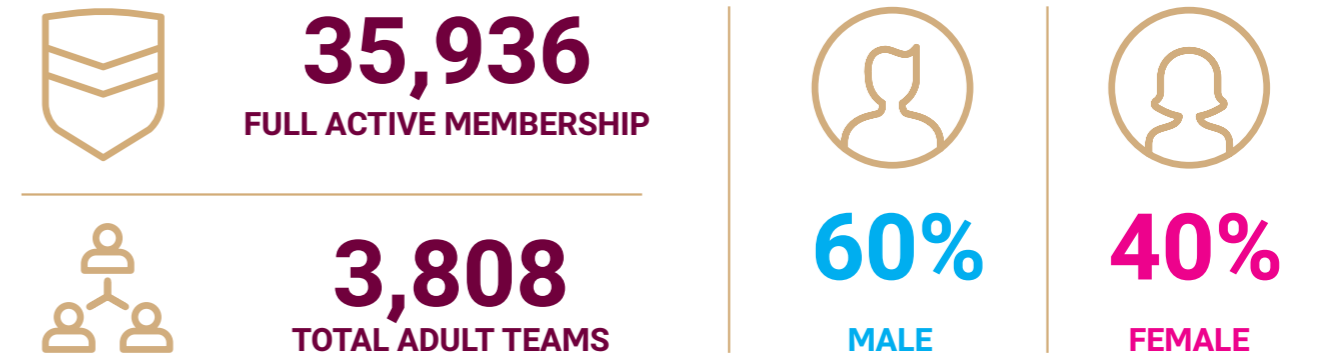
| PARTICIPATION CATEGORY | 2017-18 | 2018-19 | 2019-20 | 2020-21 | 2021-22 | % VARIANCE YOY |
|--------------------------------------|----------------|----------------|----------------|----------------|----------------|----------------|
| 1. Full Active Member - Adult | 49,703 | 48,559 | 32,652 | 34,618 | 35,936 | 4% |
| 2. Full Active Member – Junior | 31,500 | 31,624 | 33,345 | 33,165 | 36,802 | 11% |
| 3. Program Participants | 8,185 | 9,769 | 5,171 | 7,995 | 7,243 | -9% |
| 4. Event Participants | 25,667 | 29,184 | 17,032 | 15,951 | 20,290 | 27% |
| 5. School Delivered Programs | 18,152 | 15,471 | 20,152 | 23,962 | 20,639 | -14% |
| 6. School Managed Competitions | 12,903 | 9,315 | 9,086 | 13,214 | 16,097 | 22% |
| 7. Accredited Volunteer Participants | 1,349 | 1,322 | 775 | 1,491 | 1,098 | -26% |
| TOTAL PARTICIPATION | 147,459 | 145,244 | 118,213 | 130,396 | 138,105 | 6% |
| SCHOOLS AND JUNIORS | 62,555 | 56,410 | 62,583 | 70,341 | 73,538 | 5% |

*The 2021-2022 season encountered disruptions due to extreme weather and the continued impact of COVID-19.



SPORT DEVELOPMENT & PROGRAMS

PARTICIPATION
ADULT PARTICIPATION



| SENIOR AFFILIATION | S2 2020 | S1 2021 | TOTAL | S2 2021 | S1 2022 | TOTAL | % VARIANCE YOY |
|--|---------|---------|-------|---------|---------|-------------|----------------|
| Brisbane | 306 | 259 | 565 | 318 | 229 | 547 | -3.2% |
| Central Queensland | 95 | 225 | 320 | 216 | 209 | 425 | 32.8% |
| North Queensland | 467 | 473 | 940 | 376 | 458 | 834 | -11.3% |
| South Queensland & Border Districts | 245 | 300 | 545 | 307 | 300 | 607 | 11.4% |
| South West Queensland | 121 | 164 | 285 | 103 | 175 | 278 | -2.5% |
| Sunshine Coast Fraser & Burnett District | 279 | 294 | 573 | 325 | 257 | 582 | 1.6% |
| Premier City Touch | 363 | 248 | 611 | 332 | 203 | 535 | -12.4% |
| TOTAL TEAMS | 1876 | 1963 | 3839 | 1977 | 1831 | 3808 | -0.8% |

*The 2021-2022 season encountered disruptions due to the continued impact of COVID-19 and extreme weather.

SPORT DEVELOPMENT & PROGRAMS

PARTICIPATION

JUNIOR PARTICIPATION



36,802
FULL ACTIVE MEMBERSHIP



45%
MALE



55%
FEMALE



2,998
TOTAL JUNIOR TEAMS



SOUTH WEST QUEENSLAND JUNIOR TEAMS

46.6%
INCREASE



SUNSHINE COAST FRASER & BURNETT JUNIOR TEAMS

41.9%
INCREASE



SOUTH QUEENSLAND & BORDER DISTRICTS

32%
INCREASE

| JUNIOR AFFILIATION | S2 2020 | S1 2021 | *TOTAL | S2 2021 | S1 2022 | TOTAL | % VARIANCE YOY |
|--|---------|---------|--------|---------|---------|-------|----------------|
| Brisbane | 400 | 319 | 719 | 422 | 332 | 754 | 4.9% |
| Central Queensland | 204 | 133 | 337 | 309 | 128 | 437 | 29.7% |
| North Queensland | 299 | 71 | 370 | 338 | 53 | 391 | 5.7% |
| South Queensland & Border Districts | 285 | 333 | 618 | 466 | 350 | 816 | 32.0% |
| South West Queensland | 215 | 21 | 236 | 304 | 42 | 346 | 46.6% |
| Sunshine Coast Fraser & Burnett District | 91 | 88 | 179 | 154 | 100 | 254 | 41.9% |
| TOTAL TEAMS | 1,494 | 965 | 2,459 | 1,993 | 1,005 | 2,998 | 21.9% |

*The 2021-2022 season encountered disruptions due to the continued impact of COVID-19 and extreme weather.

SPORT DEVELOPMENT & PROGRAMS

TECHNICAL DEVELOPMENT

Technical accreditation in 2021-22 was impacted by the pandemic and extreme weather. Participant numbers in courses held was steady, however overall numbers have not recovered to pre pandemic levels, putting additional strain on affiliates with a lack of accredited volunteers and referees being recruited.

In total, there were 118 courses, including 78 referee and 40 coaching courses delivered across the state. A huge thanks to the network of presentations and facilitators across Qld for their hard work in upskilling our valuable referee and coach workforce!



SPORT DEVELOPMENT & PROGRAMS

COACH DEVELOPMENT

The QTF Coach Developer Program is a new, free initiative that encourages coaches from across the state to take their coaching journey and skill set to the next level. Suitable for coaches of U10s and U12s, it is through a combination of training and mentoring, where QTF focuses on supporting the coach on the job. This exciting program is designed to support our junior and emerging coaches and provide post accreditation professional development opportunities catered to the individual coach's needs.

The program was launched at the 2021 Junior State Cup where participating coaches received face to face, on-field coaching support throughout the event. Coaches learned and gained the confidence and skills to create a positive and welcoming experience for all players. From pre-event coaching and game plan development to developing technical, tactical and process-related game plans – the program covers it all.

COACH COURSES



39
COURSES



320
PARTICIPANTS

FOUNDATION COACH



29
COURSES



253
PARTICIPANTS

TALENT COACH



10
COURSES



67
PARTICIPANTS

COACH COURSES & PARTICIPANTS BY REGION

| ROW LABELS | COURSES | PARTICIPANTS |
|--------------------------------|---------|--------------|
| Brisbane | 8 | 71 |
| Foundation Coach | 6 | 54 |
| Talent Coach | 2 | 17 |
| Central Queensland | 3 | 17 |
| Foundation Coach | 3 | 17 |
| Talent Coach | 0 | 0 |
| North Queensland | 11 | 83 |
| Foundation Coach | 8 | 67 |
| Talent Coach | 3 | 16 |
| South Queensland (SQBD) | 11 | 87 |
| Foundation Coach | 7 | 60 |
| Talent Coach | 4 | 27 |
| South West QLD | 6 | 62 |
| Foundation Coach | 5 | 55 |
| Talent Coach | 1 | 7 |
| TOTAL | 39 | 320 |

SPORT DEVELOPMENT & PROGRAMS

REFEREE DEVELOPMENT



2021-2022 EVENT SNAPSHOT:

183 REFEREES

2021 QTF JUNIOR STATE CUP

49 REFEREES

2022 NATIONAL TOUCH LEAGUE

79 REFEREES

2021 NATIONAL YOUTH CHAMPIONSHIP

The efforts, commitment and dedication by referees must be acknowledged in attending Affiliate, Region, State, National duties as the expectation from the sport is to have the best referees available to officiate the game.

The cancellation of the 2021 Queensland State Cup impacted on referee advancement for referees seeking their Level 4 Referee badge and will be a key focus in the next reporting period.

Our elite referees performed exceptionally well with 20 Referees appointed to Grand Final games at the 2022 National Touch League and 26 appointed to the 2022 State of Origin series.

Referee Awards:

2021 Junior State Cup

Male Referee of the Championship – Campbell Muir
Female Referee of the Championship – Zoe Genrich
Junior Referee Encouragement – Jacob Gregg and Isabel Watt

Ben Drinkall
Jocelyn Eaton
Ned Failrey
Harry Kalpkidis
Sam Kalpkidis
Natahsa Lowth
Liam O'Brien
Bailey Sewell
Ethan Stout
Isabel Watt

TFA Referee Badge Level 5

Charlise Falconer
James Roe
Bailey Sloman
Levi Yeaman
Riley Wotton
Deborah Mortimer (Senior)

Referee Upgrades:

TFA Referee Badge Level 3

David Holland (Senior)
Jamie Garrett (Senior)
Paul Coxhead (Senior)
Trent Keenan (Senior)
Fatu Aiono-Fatu (Senior)
Daniel Anderson
Zara Allen

TFA Referee Badge Level 4

Darren Quinlan
Jacob Gregg
Alex Williams
Ben Horner (Senior)

TFA Referee Badge Level 6

Charlise Falconer
James Roe
Bailey Sloman
Levi Yeaman
Riley Wotton
Deborah Mortimer (Senior)

I must thank the many volunteers assisting at affiliate, region, and state level with referee development over the past year. The Referee Management Team and State Referee Panel have also been instrumental through their support, knowledge, and coaching in supporting the achievements of referee's goals.

I also wish to thank the QTF Staff for their continued support to the referee arm of our sport.

DAVE FIELD
DIRECTOR OF REFEREES
QUEENSLAND TOUCH FOOTBALL

SPORT DEVELOPMENT & PROGRAMS

REFEREE DEVELOPMENT CONT

REFEREE COURSES



Level 1 Referee | 59 Courses | 777 Participants
 Level 2 Referee | 7 Courses | 56 Participants
 Level 3 Referee | 8 Courses | 43 Participants



REFEREE COURSES (BY REGION)

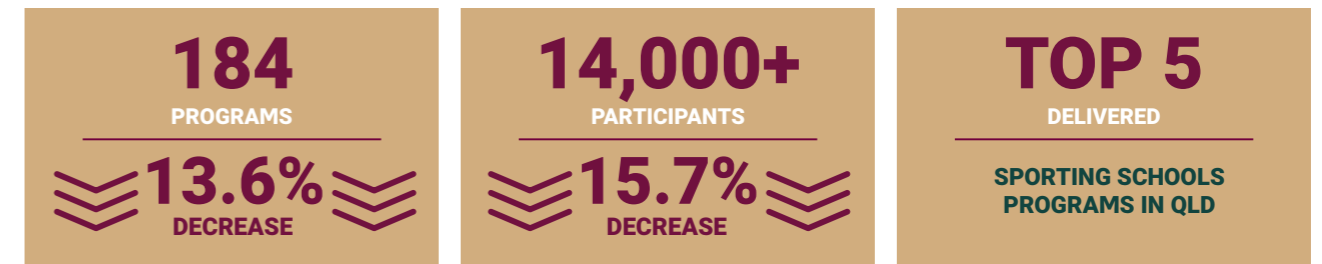
| REGIONS | COURSES | PARTICIPANTS |
|----------------|---------|--------------|
| Brisbane | 16 | 190 |
| Central QLD | 9 | 98 |
| North QLD | 14 | 152 |
| South West QLD | 10 | 76 |
| SQBD | 20 | 302 |
| Sunshine Coast | 5 | 58 |

REFEREE COURSES (BY REGION/LEVEL)

| REGION | COURSES | PARTICIPANTS |
|-----------------------|-----------|--------------|
| Brisbane | 16 | 190 |
| Level 1 Referee | 10 | 145 |
| Level 2 Referee | 2 | 21 |
| Level 3 Referee | 4 | 24 |
| Central QLD | 9 | 98 |
| Level 1 Referee | 9 | 98 |
| North QLD | 14 | 152 |
| Level 1 Referee | 12 | 144 |
| Level 3 Referee | 2 | 8 |
| South West QLD | 10 | 76 |
| Level 1 Referee | 9 | 68 |
| Level 2 Referee | 1 | 8 |
| SQBD | 20 | 302 |
| Level 1 Referee | 14 | 264 |
| Level 2 Referee | 4 | 27 |
| Level 3 Referee | 2 | 11 |
| Sunshine Coast | 5 | 58 |
| Level 1 Referee | 5 | 58 |
| TOTAL | 74 | 876 |

SPORT DEVELOPMENT & PROGRAMS

FIRST TRY SPORTING SCHOOLS



QTF LEADING THE WAY NATIONALLY WITH FIRST TRY SPORTING SCHOOLS

In August 2021, Touch Football Australia branded the touch football Sporting Schools product, to reflect its own unique identity and is now formally known as 'First Try Sporting Schools'.

First Try continues to play a significant role in providing us with an opportunity to promote touch football in schools across Queensland, in particular in non-traditional touch football schools. The importance of ensuring our Field Officers (coaches) and First Try product offering are exemplary, we have invested significant time and resources into training and recruiting new Field Officers to service the ever-expanding program.

First Try programs have been impacted severely during 2021-22, with COVID restrictions in late 2021 and extreme weather in 2022 leading to the cancellation of many programs.

QTF Programs and Administration Coordinator Jack Whitelock worked diligently to ensure all schools requesting touch football programs were delivered where possible, along with over 50+ casual Field Officers that proudly represent and deliver our First Try programs in schools. We thank everyone involved in the program and look forward to seeing the program recover and grow in 2022-23.

2021 - 2022 SPORTING SCHOOLS

| 2021 - 2022 SPORTING SCHOOLS | Term 3 2021 | Term 4 2021 | Term 1 2022 | Term 2 2022 | Total | Variance |
|------------------------------|-------------|-------------|-------------|-------------|-------|----------|
| Programs (By School) | 56 | 36 | 40 | 52 | 184 | -13.6% |
| Sessions (by School) | 680 | 287 | 433 | 432 | 1832 | -11.0% |
| Participants (by Program) | 5008 | 2371 | 3379 | 3260 | 14018 | -15.7% |

SPORTING SCHOOLS BY REGION

| REGION | T3 2021 | T4 2021 | T1 2022 | T2 2022 | REGION TOTAL | % PER REGION |
|-------------------------|-----------|-----------|-----------|-----------|--------------|--------------|
| Brisbane Region | 10 | 8 | 8 | 11 | 37 | 20.1% |
| Central Queensland | 6 | 2 | 3 | 5 | 16 | 8.7% |
| North Queensland | 11 | 4 | 10 | 6 | 31 | 16.8% |
| South Queensland | 12 | 10 | 9 | 14 | 45 | 24.50% |
| South West Queensland | 12 | 10 | 8 | 11 | 41 | 22.30% |
| Sunshine Coast | 5 | 2 | 2 | 5 | 14 | 7.60% |
| QUEENSLAND TOTAL | 56 | 36 | 40 | 52 | 184 | 100% |

SPORT DEVELOPMENT & PROGRAMS

WOMEN IN TOUCH

Qld Touch Football is very proud to have launch the Women in Touch program with the support of the Queensland Government ActiveKIT project funding to increase the physical activity of insufficiently active females through touch football. The Women in Touch program was able to engage over 350+ Women and Girls aged 59yrs - 8yrs of age in 15 Programs and Come and Try sessions across Queensland.

| WOMEN IN TOUCH | | | |
|------------------------------|--------|--------------|-----------|
| PROGRAM LOCATION | REGION | PARTICIPANTS | PROGRAMS |
| Come & Try Programs | ALL | 211 | 5 |
| Seaforth Mackay | NQ | 12 | 1 |
| Whitsunday Touch Association | NQ | 12 | 1 |
| Palm Beach Touch Association | SQBD | 13 | 1 |
| Palm Beach Touch Association | SQBD | 18 | 1 |
| Redcliffe Touch Association | SQBD | 10 | 1 |
| Palm Beach Touch Association | SQBD | 13 | 1 |
| Bundaberg Touch Association | CQ | 8 | 1 |
| Bundaberg Touch Association | CQ | 10 | 1 |
| Noosa Touch Association | SC | 12 | 1 |
| Chinchilla Touch Association | SW | 35 | 1 |
| | | 354 | 15 |

The response has been amazing with 100% of participants saying they would be happy to recommend the Women in Touch program to family or friends, and 90% of the participants saying they would participate in another Women In Touch program.

Whilst our aim is to create a fun, safe and inclusive environment, we hope these participants feel comfortable enough to participate in one of our Affiliate competitions across the State. Our survey results indicate that 65% of our participants would be interested in joining a touch football competition after completing the Women in Touch program.

When asking the participants why they decided to join their local Women in Touch program, the majority response was to improve their fitness and become physically active again, and participants simply want that social interaction with like-minded people within their local community.

Thanks to Queensland Government ActiveKIT fund, Katie Geiger, our Women in Touch program coordinator, QTF Game Development staff and the fantastic support of many Touch Associations across Queensland who were engaged with and assisted in the delivery of the Women In Touch program.



SPORT DEVELOPMENT & PROGRAMS

QTF ACADEMIES

The QTF Academy is an initiative designed to cater for all levels of the community. 2021/2022 was another successful year with over 670 participants across 28 programs.

| Q HOLIDAY ACADEMY | | | |
|-------------------------------------|------------|--------------|-----------|
| PROGRAM LOCATION | REGION | PARTICIPANTS | PROGRAMS |
| Brothers Touch Association | Brisbane | 54 | 1 |
| Hounds Graceville Touch Association | Brisbane | 20 | 1 |
| Gordonvale Touch Association | North Qld | 13 | 1 |
| Tully Touch Association | North Qld | 21 | 1 |
| Whitsunday Touch Association | North Qld | 33 | 1 |
| Mackay Touch Association | North Qld | 16 | 1 |
| Charters Towers Touch Association | North Qld | 11 | 1 |
| Saints Touch Club | South West | 83 | 1 |
| Broncs Touch Club | South West | 23 | 1 |
| Lions Touch Club | South West | 29 | 1 |
| All Stars Touch Club | South West | 32 | 1 |
| Royals Touch Club | South West | 26 | 1 |
| Rebels Touch Club | South West | 22 | 1 |
| Dalby Touch Association | South West | 28 | 1 |
| South Qld Sharks | SQBD | 9 | 1 |
| Palm Beach Touch Association | SQBD | 16 | 1 |
| | | 436 | 16 |

| Q DEVELOPMENT ACADEMY | | | |
|---------------------------------------|-----------|--------------|----------|
| PROGRAM LOCATION | REGION | PARTICIPANTS | PROGRAMS |
| Brothers Touch Association | Brisbane | 18 | 1 |
| Hounds Graceville Touch Association | Brisbane | 14 | 1 |
| Gordonvale Touch Association | North Qld | 7 | 1 |
| Mackay Touch Association | North Qld | 10 | 1 |
| Tully Touch Association | North Qld | 12 | 1 |
| Townsville Touch Association | North Qld | 11 | 1 |
| South Qld Sharks | SQBD | 7 | 1 |
| Northern Gold Coast Touch Association | SQBD | 38 | 1 |
| | | 117 | 8 |

| Q PERFORMANCE ACADEMY | | | |
|------------------------------|----------|--------------|----------|
| PROGRAM LOCATION | REGION | PARTICIPANTS | PROGRAMS |
| Brothers Touch Association | Brisbane | 20 | 1 |
| Brisbane State High School | Brisbane | 28 | 1 |
| St. Andrews Lutheran College | SQBD | 47 | 1 |
| Beenleigh State High School | SQBD | 22 | 1 |
| | | 117 | 4 |

PERFORMANCE PATHWAYS

Q YOUTH ACADEMY

2022 Q YOUTH ACADEMY

The 2022 Q Youth Academy was held on the Gold Coast Performance Centre at Runaway Bay with 180 junior athletes, 12 junior referees and 24 Qld Pathway Coaches in attendance from 11-13 February.

With an exciting schedule jam packed with Athlete Testing, Game Play and Coach Masterclass presentations, the first afternoon session saw the athletes complete a Skill Development Training Circuit. FITLAB, QTF's Strength & Conditioning Partner facilitated testing in Speed, Agility, Hamstring Strength and Fitness with the QTF Development Team coaching sessions on spatial awareness, line attack & defence, rucking & roll ball. The JETS Referees were all involved in the circuit rotations which saw some wonderful player v referee interactions where the Referee's outplayed the players in the defensive footwork grids!

Chris Loth thrilled the 24 coaches on Friday night with his detailed account of the successful SQ Sharks Men's Open campaign at the 2021 NTLs and Craig Morrow had the room hanging on each slide as he dissected the successful Queensland Women's Open 2021 State of Origin Campaign. This new addition to the Youth Academy was a special insight into the minds of two of the top Elite Coaches in the game.

State of Origin Superstars Sammy-Jo Curtis and Hine Andreassend took the players through trick plays and tap off moves allowing coaches an opportunity to be creative with their attacking plays for the mixed match ups. While, Saturday's game play was hard and fast with many spectators on hand to see both the Boys & Girls games as well as returning for the afternoon Mixed match ups.

The Referee's, Coaches and Athletes were again treated to an amazing weekend of intensive Touch Football at the Gold Coast Performance Centre setting them all up for another great year.



PERMIT TEAMS



| COWBOYS | | | |
|-------------------------------|--------------------------------|------------------------------|--------------------------------|
| 14 Girls | 14 Boys | 16 Girls | 16 Boys |
| Manaia Faiumu Malone | Bronson Carlos | Ella Peacock | Liam Barnes |
| Tamzyn Hogarth | Chase Everingham | Sophia Neep | Clancy Hohn |
| Kayla Vella | Chayce Bayles | Matilda Geihe | Slade McMeeken |
| Remi Saunders | Connor Wastell | Lainee Ingram | Cody Lawrie |
| Brooke Hill | Cooper Nugent | Zoe Geiger | Tase Black |
| Josie Wogand | Kyle Finch | Taylor Driver | Connor Guley |
| Zoe Stone | Lathan McMeeken | Shauna Barnham | Sam Penrose |
| Chelsea Meigan | Anthony Roveglia | Grace Burbidge | Scott Swain |
| Freya McManus | Myles Rosemond | Tarla Condon | Mitchell Brown |
| Brooke Johnston | Mitchell Maher | Sophia Mau | Aidan Fitzpatrick |
| Sophie Dixon | Bradley Pilchowski | Madeline Lew | Zak Paul |
| Hayley Johnston | Hayden Griffin | Maeve Lowe | Yagan Jacob |
| Lily De Brincat | Klay Graham | Brianna Cassidy | Anthony Iorangi |
| Sophie Barnes | Riley Carbone | Paige Mooney | Blake Caruana |
| Coach - Dale Harris | Coach - Candice Higgins | Coach - Basil Cutmore | Coach - Blake Hornbrook |
| Coach - Bree Le Grande | Coach - Josh Hogan | Coach - Dee Meigan | Coach - Mark Edwards |



| TITANS | | | |
|--------------------------------|-----------------------------|------------------------------|----------------------------|
| 14 Girls | 14 Boys | 16 Girls | 16 Boys |
| Oceiana Graham | Hayden Watson | Isabel Fish | Keelan Needham-Brown |
| Evie Clarkson | Carter Skinner | Sommer Robinson | Lenix Teika |
| Kaea-Jayde Deane | Talan Cross | Makayla Isedale | Rakoia Smith |
| Grace Jacobsen | Davontay Timu | Alex Halloran | Campbell Rolfe |
| Maeya Collie | Patrick Lam | Lydia McCarthy | Kalani Sione |
| Ella Watkins | Antonio To'omaga | Anne-Marie Ratu | Kyzah Needham-Brown |
| Mikaela Mulheran | Jack Hepi-Simon | Brooklyne Schmid | Kyer Teika |
| Ruby Leicht | Eamon Malone | Zoe Waters | Blaise Prendergast |
| Harriet Naumann | Max Grills | Tess Notley | Bailey Deakin |
| Millie Evans | Lachlan McGrath | Jessica Barnes | Matthew Moore |
| Sophie Brennan | Darby Reid | Emerson Hamblin | Samuel Sheppard |
| Indianna Kelly | Braithen Scott | Harmony Nuku | Tyler Madden |
| Eden Croker | Charlie McMahon | Taleah Ackland | Macauley Nolan |
| Laura Fry | Hayden Delaney | Bridget Doherty | Karnye Thompson |
| Coach - Karleigh Little | Coach - Jordan Seeto | Coach - Melanie Smith | Coach - Brad Shine |
| Coach - Fana Lale | Coach - Josh Glachan | Coach - Meghan Ballon | Coach - Jordan Dart |



| BRONCOS | | | |
|-------------------------------|-----------------------------|-----------------------------|-----------------------------|
| 14 Girls | 14 Boys | 16 Girls | 16 Boys |
| Tayla O'Shanesy | Eli Bunn | Scarlett Ware | Ben Anderson |
| Millicent Watson | Mason Phillips | Myah Hape | Jack Baumgart |
| SharneWhyte | Dylan Pauling | Ruby Orchard | Callum Pearce |
| Layla White | Jarvis Wood | Mille Adams | Kynan Samuelsen |
| Gracie Bastable | Benjamin Avery | Jemma Dinges | Brodie Campbell |
| Chloe Vera | Eli Brownrigg | Ashleigh O'Sullivan | Kayliss Brown |
| Lily Bradford | Baxter Fiedler | Alla Christensen | Cooper Clark |
| Gabrielle Blade | Kealen Chadburn | Olivia Georgas-Moore | Nathaniel Allan |
| Zara Hagan | Ryder Kaia | Fleur Ginn | Brashar Coutts |
| Gabriella Johnson | Marley Ngatai | RhaniHagan | Marcus Jones |
| Charli Nikola | Vaughn Pahiva | Kate Hammond | Diesel Richter |
| Deleni Paitai | Daniel Taylor | Jada Harris | Jett Richter |
| Matilda Rogers | Darius Yung | Pia Murphy | Kyan Smurthwaite |
| Anika-Grace Te Namu | Cayda Kendall | Caitlin Teakle | Luke Forbes |
| Coach - Cathy Farrelly | Coach - April Hemara | Coach - John Bourke | Coach - Andre Boon |
| Coach - Katrina Grant | Coach - Justin Otto | Coach - Lloyd Celere | Coach - Quinn Witika |

PERFORMANCE PATHWAYS

JUNIOR EMERGING TALENT (SQUAD)

The Junior Emerging Talent Squad (SQUAD) continues to provide a pathway for youth referees, our stars of the future. This program is for referees that display the potential to progress to the elite level and underpins referee participation at youth events at local, state, and national level.

The JETS Referee program was once again a proud feature of the 2022 Q Youth Academy and we congratulate the selected referees.



2022 JETS REFEREE PROGRAM

- Jacob Gregg
- Riley Gleich
- Ned Fairley
- Dylan Carey
- Dylan Bryant
- Jasper Bowtell
- Timothy Rae
- Mac Broad
- Isabel Watt
- Emma Chaffey
- Georgia Soeters
- Ella Grant
- Zac Caton
- Sarah Lewis
- Kaitlin Chilmaid
- Chelsea Childmaid
- James Roe
- Lizzie Naylor
- Matthew Sheppard

QTF Junior Development Officer: Ivan Giammarco
 QTF Junior Development Officer / Support: Lee Rossow
 JETS Coordinator: Campbell Muir
 JETS Coordinator / Support: Bec Cooper
 Referee Coaches - Ken Golden and Joe Lo Grande
 Referee Mentors - David Bowtell and Anthony Smith



EVENTS

2021 JUNIOR STATE CUP



EVENTS

JUNIOR STATE CUP CONT



RESULTS

The Eggers/ Mowles Trophy Affiliate Champion
Gold Coast Touch Association

The Bronwyn & Don Holland Trophy Medium Champion
Arana Touch Association

The Carroll/ Etherdon Trophy Small Champion
Hounds Graceville Touch Football Association

Kerry Norman Award
Georgia Bartlett (Toowoomba)

Scott Notley Award
Flynn Kelso (Rockhampton)

Referee Awards
Male Referee of the Championship
Campbell Muir (BMTA)

Female Referee of the Championship
Zoe Genrich (BMTA)

Male Junior Referee Encouragement Award
Jacob Gregg

Female Junior Referee Encouragement Award
Isabel Watt

After a year away and a close call from a looming 4-day lockdown, the hype and atmosphere for the 2021 Junior State Cup only built up! It was an action-packed 3-day event with 189 teams from all over our beautiful state coming together to celebrate our Junior Athletes.

We would firstly like to thank our partners for their support throughout the event: Fraser Coast Regional Council, Inferno, fisiocrem, STEEDEN, DSA Images, Epic Medals, CSF College of Sports and Fitness, Eckoo, The Fit Lab, Hygiene Systems, All Sports Travel, and the Hervey Bay Touch Association for their continued assistance with the event.

The LED media truck powered by Eckoo was a great hit this year, it allowed spectators to relax and watch the coverage live from Vendor City. Players and parents were well looked after by fisiocrem, and their on-site physiotherapists, and The Fit Lab's cutting edge Normatec Recovery Pants. As always, the Inferno merchandise tent had a consistent queue with many of our athletes and spectators sporting the latest QLD apparel.

The 2021 event was particularly special as Queensland Touch Football celebrated its 25th Junior State Cup and its 10th tournament in the beautiful Hervey Bay. 25 years of developing young talent certainly shows with some exceptional touch footy played over the three days! A huge thank you to all the affiliates, teams, players, coaches, referees, and volunteers. Your ongoing support, showmanship, and dedication to our great sport never go unnoticed.

Congratulations to all winners and players of the final.



EVENTS

JUNIOR STATE CUP CONT



RESULTS

Under 10 Girls
Champions: Redlands (2)
Runners Up: Rockhampton (1)
Player of the Final: Sunni Choppings (Rockhampton)

Under 10 Boys
Champions: Toowoomba Twisters (4)
Runners Up: Gold Coast (3)
Player of the Final: Trent Wainwright (Toowoomba)

Under 12 Girls
Champions: Gold Coast (2)
Runners Up: BMTA (1)
Player of the Final: Harper Elridge (Gold Coast)

Under 12 Boys
Champions: BMTA (4)
Runners Up: Gold Coast (1)
Player of the Final: Issac Ritcher (BMTA)

Under 14 Girls
Champions: BMTA (1)
Runners Up: Palm Beach (0)
Player of the Final: Kameyrn Bray (BMTA)

Under 14 Boys
Champions: Gold Coast (6)
Runners Up: Toowoomba (5)
Player of the Final: Max Grill (Toowoomba)

Under 16 Girls
Champions: Rockhampton (7)
Runners Up: BMTA (6)
Player of the Final: Samantha Hancock (Rockhampton)

Under 16 Boys
Champions: Rockhampton (5)
Runners Up: Gold Coast (4)
Player of the Final: Kalani Stone (Gold Coast)

Under 18 Girls
Champions: BMTA (10)
Runners Up: Gold Coast (0)
Player of the Final: Tayla Sykes (BMTA)

Under 18 Boys
Champions: Rockhampton (7)
Runners Up: Redlands (4)
Player of the Final: Jardel Bob (Rockhampton)



EVENTS

FESTIVAL OF TOUCH



The Festival of Touch consists of five events over ten days in November / December on the Gold Coast. The week was bookended by two popular events, the QLD State Cup and The QLD All Nations and included two conferences. The Affiliate Conference and Sport Performance Conference provided valuable professional development opportunities for administrators, coaches and teachers. In addition to this we ran an SEQ Schools Gala day, inviting schools to participate in touch football activities on the beach.

The support of the Major Events Gold Coast and the City of Gold Coast elevates this festival from a regular touch tournament to a sophisticated week aimed to Unite, Inspire and Grow our sport!



EVENTS

AFFILIATE CONFERENCE



The Queensland Affiliate Conference brought 60 attendees from Cairns to Southern Gold Coast to the Southport Yacht Club, Southport for the one day event.

The purpose of this conference is to Unite and Inspire our touch community, providing opportunities for professional development and networking.

Affiliates heard from a range of subject matter experts on topics that could elevate their clubs performance including the leadership panel of Chairman Troy Morgan, QRL CEO Rohan Sawyer and QTF CEO Greg Denny.

Unfortunately, event numbers were slightly down on the previous year due to the cancellation of the QLD State Cup (weekend prior) due to the unfortunate weather event. This cancellation led to a number of attendees, who would have travelled in for the event, cancelling their trips.



EVENTS

SPORTS PERFORMANCE CONFERENCE



The 2021 Sport Performance Conference once again brought together 90 grassroots coaches, teachers, volunteers and administrators from across the sporting landscape in Queensland, providing educational and professional development opportunities.

We were lucky enough to hear from some of the best minds within the sport of Touch Football and the sporting landscape including super stars such as Brook Hanson, Corey Parker and Tahnee Norris presenting on the day.

The feedback was incredibly positive from the attendees and the conference also created a fantastic networking opportunity for participants.

22 different schools / associations attended the event and 56% of attendees resided outside the Gold Coast region. Although the cancellation of the QLD State Cup did impact on attendee numbers as some who were traveling intrastate no longer attended, the event was still well supported.



EVENTS

SEQ SCHOOLS GALA DAY



The SEQ School Beach Gala Day was opened to all secondary school teams from grades 7 and above. The day included a mixture of fast, speedy, four-on-four games as well as skill challenges and activations in between games. It was great to see our partners running the activations: Gold Coast Titans, National Rugby League (NRL), Surf Lifesaving, and the College of Sports & Fitness (CSF). The SEQ School Beach Gala Day was a fantastic addition to the Festival of Touch and was a great way for schools to have a fun day out to finish off what was a difficult year for many students.

A total of 43 teams from 11 different schools from Brisbane, Logan, Redlands, and the Gold Coast regions joined us for our first beach event. 319 students and teachers attended the inaugural School Beach Gala Day and the responses were incredibly positive with many schools wanting to make the event a regular on the calendar.

| | |
|--------------|-----|
| Teams | 43 |
| Schools | 11 |
| Participants | 319 |



EVENTS

QLD STATE CUP

ABANDONED



The QLD State Cup is an annual 3-day Touch Football tournament held in November that brings more than 2000 participants from across Queensland, interstate and internationally to the picturesque Gold Coast.

Unfortunately, this premier affiliate competition in Queensland for ages 15-60+ was abandoned in 2021 due to a weather event. Whilst all efforts were made to ensure that the event could continue, persistent heavy rain over several days led to unsafe playing conditions at Coomera Sports Park and therefore the event was abandoned.

2021 looked promising with an 11% increase of teams, resulting in a 3 % increase in attendees and further interest from interstate teams.

We also announced The Fit Lab as the naming rights partner of the QLD State Cup Inclusive Division which saw 7 teams register to the event.

| | |
|--------------|-------|
| Participants | 2,104 |
| Teams | 124 |
| Referees | 175 |
| Affiliates | 29 |

*Statistics based on 2021 QLD State Cup registration numbers.



EVENTS

QUEENSLAND ALL NATIONS



The 2021 Queensland All Nations Tournament was held over two consecutive days at Coomera Sport Park on the 19th and 20th of February 2022, following the event's postponement from December due to weather.

The Queensland All Nations is a celebration of the many cultures that create our diverse nation. The event utilizes the sport of Touch Football to bring people together to share and represent their heritage and culture. Despite the challenges that 2021 presented, the event grew in numbers with 142 teams participating at an increase of 6 teams from 2020.

A highlight of the event was the cultural performances which occurred on the Saturday morning where each nation performed a dance which reflected their culture and heritage. Cultural identity is a focal point of the event with all teams representing their community under their traditional nation, with uniforms adorned with symbols of their nation, supported by a cultural performance.

This provides an opportunity for members of the community to come together, play some touch football and learn about their culture and foster relationships and understanding between other cultures. The event brought close to 10,000 people to participate and spectate across the 2 days which highlights the population of the QLD All Nations Festival.



| | |
|---------------|-------|
| Participation | 2,301 |
| Teams | 140 |
| Nations | 10 |
| Referees | 85 |
| Coaches | 140 |

Champion Nation: QLD Maori
Cultural Performance Champions: Philippines

EVENTS

BUNDABERG CUP



The Bundaberg Cup is a social knockout Touch Football tournament held in Bundaberg! Offering a prize pool of \$20,000 it's one of Australia's Richest Touch Football Knockouts!

The 2022 Bundaberg Cup was held from the 5-6 February at the Bundaberg Touch Association. The event hosted 52 teams from around Queensland with teams from Rockhampton, Toowoomba and Gold Coast making the trip to Bundaberg for the two-day event.

| | |
|--------------|--------|
| Participants | 826 |
| Visitors | 1,300+ |
| Teams | 52 |
| Referees | 49 |



EVENTS

CAS CUP



The 2022 Cas Cup was held on 18-19 March, a fortnight after floods ravaged through SEQ and Northern NSW. Despite this, over 400 participants attended the event over the 2 days proving the commitment and love for the long running tournament. Returning to the tournament's social roots, participant feedback was overwhelmingly positive towards the relaxed atmosphere at this year's Cas Cup.

Now in it's 17th year, the competition encompassed Men's, Mixed, Masters, Social and Competitive Touch Football.

The event hosted 38 teams from around the South-east region of Queensland and NSW with competitors from as far away as the Sunshine Coast and Sydney.

| | |
|--------------|------|
| Participants | 400 |
| Visitors | 750+ |
| Teams | 38 |
| Referees | 26 |



EVENTS

QUEENSLAND SPECIAL EDUCATION CHAMPIONSHIPS



The 2022 Queensland Special Education Championships (QSEC) is free event for schools and athletes, with a focus on participation and social interaction. It is an opportunity for students to develop their communication, teamwork, and physical literacy skills in a fun environment.

This year we invited all schools with special education departments (SEP) to attend and had 26 teams participate at the event. The event consisted of modified skill focused activities, including communication boards, which were available to each school in the lead up to the event. Adaptive equipment was also available ensuring every student stayed engaged as independently as possible.

Darius Boyd, Brisbane Broncos attended the event, signing merchandise for the children and providing photo opportunities. Congratulations to all school students and coaches staff, every individual should be so proud of their accomplishment in attending the event and we recognise the many talents and ongoing fun students deliver to make the event as successful as it is.

Thank you to the following schools who provided referees on the day.

- St Andrews Lutheran College
- Southport State High School
- Beenleigh State High School

RESULTS

Competitive

Kenmore State High School

Social

Southport Special School

Recreational

Southport State High School

Spirit Award

Jarvin Sundral (Kenmore State High School)



EVENTS

NATIONAL YOUTH CHAMPIONSHIPS



A total of 67 teams competed on the Sunshine Coast from Under 12's to Under 18 divisions being hotly contested between the 8 regions.

Brisbane City Cobras won Under 14 Boys, Under 14 Girls, Under 12 Boy and Under 12 Girls; Central Queensland Bulls won Under 18 Boys and Under 16 Girls; North Queensland Cyclones won Under 18 Girls, and South West Queensland Swans won Under 16 Boys.



EVENTS

NATIONAL TOUCH LEAGUE



Queensland regional teams dominated the rescheduled 2022 National Touch League, claiming 10 of the 17 titles held at C.ex Coffs International Stadium from 4th - 7th May.

The Central Queensland Bulls, South Queensland Sharks and Sunshine Coast Pineapples claimed the Men's Open, Women's Open and Mixed Open titles respectively. This was the second year in succession that Queensland teams collected all 3 Opens titles.

Congratulations to the South West Queensland Swans U20 Men's team who claimed their first U20 Men's title.

The Golden Boot, awarded to the overall champion region was won by the Brisbane Cobras.



CQ Bulls - 2022 NTL Men's Open Champions



SQ Sharks - 2022 NTL Women's Open Champions



SC Pineapples - 2022 NTL Mixed Open Champions



SWQ Swans - 2022 NTL Men's 20s Champions

COMMERCIAL

PREMIER & CITY TOUCH



Premier and City Touch farewelled both Renee Sandilands and Rylee Krause in November 2021, with competition management taken over by Peter Shallcross. A huge thanks to Renee for her service to PCT community over many years! PCT Competition administration and marketing tasks were undertaken by multiple staff before Gwen Behrendorff joined the PCT team in early 2022. Unfortunately, Covid-19 and persistent wet weather continued to impact team numbers across all competitions, especially the smaller competitions. PCT did however have significant growth at family friendly venues such as Mt. Gravatt and Bellbowrie.

Flooding across SE QLD and Northern NSW in February 2022 affected many aspects of PCT through Season 1. This included the relocation of the office and loss of considerable amount of PCT equipment. All PCT venues were affected through the flooding event with fields taking weeks to return to a safe state for fixtures, while venue lighting and facilities took far longer to restore. Many, if not all venues were closed to fixtures, through March and then again in May, during another significant rain event. With some significant draw rescheduling and amazing flexibility shown from PCT teams and participants, PCT was able to complete Season 1 without losing any games.

PCT took the opportunity during the year to overhaul many processes within office administration to help improve competition support. The introduction of the Assignr software increased efficiency of referee allocations, communications and payments, as well as, streamlining the process for upgrades and coaching of PCT referees.

A huge thanks to Darren Quinlan, PCT Referee Development Officer, for his ongoing commitment to referee recruitment, professional development, and referee mentoring for the PCT referee team. Thanks to our referees, especially with the many challenges and changes with fixtures, and to the many referee mentors that assist in developing our referees and a positive referee culture.

PCT also sort to significantly increase our online presence through social media platforms, Facebook and Instagram. PCT reach increased on average 35% across Facebook and Instagram reaching an extra 20,000+ people this year and launched the PCT Facebook Player Hub that helps teams and individuals meet and form teams easier, as well as stay connected longer!

PCT continues its successful partnerships, continually providing new ways for our PCT participants to benefit. Grill'd continued to provide Player of the Match vouchers across our PCT competitions and Inspire Health Services provided PCT players injury triage cover at multiple venues, as well as providing grand finalists with massage and consultation vouchers. They also provide complimentary initial sessions to players as well as expert fitness and exercise advice at PCT venues. A huge thanks to both Inspire Health Services and Grill'd for their continued support!

PETER SHALLCROSS,
PCT COMPETITION MANAGER

COMMERCIAL

PARTNERSHIPS

Thank you!

to our valued partners of 2021/22.



**Queensland
Government**

ALL OF GAME PARTNERS



EVENT PARTNERS



PARTICIPATION PARTNERSHIPS

Queensland Touch Football's partnership and support of charitable and community-minded organisations who share our passion and vision for touch football have continued throughout the year.

We'd like to acknowledge and thank our participation partners including the Queensland State Government, our six Regional Associations, Touch Football Specialised, Deaf Sports Queensland and Queensland Deaf Touch Football, Queensland School Sport and Queensland Secondary School Sport.

COMMERCIAL

MARKETING

The marketing strategy for 2021-2022 continues to be focused on digital engagement, better promotion of the sport as a whole and streamlining procedures to work smarter. Part of this process included a review of our methods and how we obtain and share important game milestones statewide. How we best share information, stories and details that support state-wide events, affiliate and regional events in addition to supporting the growth of the sport of touch football in Queensland.

Some underpinning key principles that continue to drive the marketing department, include:

- **Driving participation and growth**
- **Celebrating our sport**
- **Working smarter and creating efficiencies**

We continue to look at innovative ways we can appeal to a wider audience, showcase our programs, events and our sport!



19,464
FOLLOWERS



14,776
FOLLOWERS



2939
128,000+
VIEWS



725
FOLLOWERS



6,146
FOLLOWERS



1,409
FOLLOWERS



REGIONAL BODIES

BRISBANE



7 AFFILIATES



8,732 JUNIOR PARTICIPATION



6,498 SENIOR PARTICIPATION



78 COACHING COURSES PARTICIPANTS



245 REFEREE COURSE PARTICIPANTS

Following on from another tough year in 20/21 with the challenges of the global pandemic, Brisbane Touch Football (BTF) has had a huge year. A combination of an increase in registered teams, the success of BMTA's Metro Cup and the results from the 2021 DoorDash National Youth Championships and 2022 Inferno National Touch League.

Brisbane Secondary All Schools was run twice within the year (September 21 & June 22), with numbers moving from 29 teams to 57 teams across 7 Divisions. Brisbane Primary All Schools had 18 teams participate across 3 divisions (boys, girls and mixed). The National youth Championships hosted 10 Brisbane Cobras teams across the 8 Divisions. The following teams were crowned National Champions; 12 Girls, 12 Boys, 14 Girls-Red, 14 Boys with our 16 Girls and 18 Girls finishing runners up. We also for the first time in history were crowned Champion Entity at the National Youth Championships. A great achievement.

The 2022 Inferno National Touch league saw 18 Cobras teams across the 17 divisions, a huge showing in the semi-finals with 14 teams represented. The Women's 50s, Men's 60s and the Tier 1 All Abilities teams were crowned National Champions with the Men's Opens, Women's 20s, Women's 40s and Men's 55s. With another 8 of our teams finishing 3rd. Brisbane Touch Football were very proud to have been named Golden Boot Champions for the first time since 2012.

We also had several changes to the board with Swain Rovelli (BMTA) stepping down and Corey Nolan stepping in. We had a vacant independent position which was filled by Melissa Lonergan. Geoff Hooper (Redcliffe Touch) and Ash Synnott (Independent Member) were nominated and duly elected hold positions. Ash Synnott subsequently elected as President after Adam Page's decision to step aside.

Brisbane Touch Football (BTF) would like to acknowledge our affiliate volunteers for their continuous efforts and support given to touch football.

We had several of our affiliates attend the QTF Affiliates Conference during the festival of touch festivities. We also had several Brisbane Schools attend the Sports Performance Conference.

Ash Synnott
Chairperson
Brisbane Touch Football



REGIONAL BODIES

NORTH QUEENSLAND



North Queensland has continued to strengthen following a successful year post COVID. Our junior team numbers grew by 6% to 391 teams while our senior team numbers have increased by 15% to 835 teams.

Junior State Cup Northern was held in April 2022 and attracted 82 teams across 9 Divisions. The standard of touch football is improving, and this event provides an opportunity for all affiliates to come and play at a higher level. North Queensland All Schools returned this year with 45 teams competing across 9 divisions. NQ All Schools is a key participation event and is a valuable steppingstone to Queensland All Schools. As always, we are very appreciative of our volunteers who assist with both events to make them a success.

Eight teams attended the National Youth Championships with the 18 Girls crowned National Champions!

Four teams also ventured to National Touch League this year. Results for NYC and NTL are below:

NYC 2021 – Results

- 18G 1st
- 18B 6th
- 16G 6th
- 16B 4th
- 14G 5th
- 14B 5th
- 12G 4th
- 12B 5th

NTL 2022 – Results

- W50 6th
- M50 10th
- M55 3rd
- M60 5th

This year we recognised the following players and officials for their contributions to Touch:

- Sportswoman of the Year – Katie Geiger
- Sportsman of the Year – Michael Law
- Coach of the Year – Anita Hagarty
- Referee of the Year – Bree-Ann LoGrande
- Sue Salter Service Award – Chris Breckell

The Board is continuing to focus on the Strategic Plan with priority areas of junior and coach development and increased participation at all levels across our affiliates. Our Game Development Officers play a key role in this. Thank you to Katie Geiger who has been our stable force while the North and Central roles were vacant. We are looking to fill these roles in the 2nd half of 2022.

Thank you to our NQ Board Members and the Technical Committee for their ongoing support. Thank you to Renee, Sherriann and Darin in the office. We have bid a fond farewell to Renee and Sherriann during this time and wish them well in the future.

Our biggest thank you goes to all the volunteers throughout North Queensland who keep each and every affiliate on track so that we can all play this great game.

Tony Parsons
President
North Queensland



19 AFFILIATES



391 TEAMS JUNIOR PARTICIPATION



835 TEAMS SENIOR PARTICIPATION



12 VOLUNTEERS



24 COACHES (REPRESENTATIVE)



30 REFEREES (REPRESENTATIVE)



10 REFEREE COURSES



5 COACHING COURSES

REGIONAL BODIES

SOUTH WEST QUEENSLAND



2021/2022 has been an extremely busy and rewarding 12 months for the South West Queensland Touch Association. Our region currently consists of 8 affiliates, and 2 managed competitions across some 400, 000 square kms, in both urban and rural areas.

SWQ offered various player and coach development opportunities to our members, where we held a number of Q Clinics, along with an Elite Player clinic. We ran several Level 1 and 2 Referee courses, along with numerous Foundation coaching courses. We also held a Talent course allowing many in our region to increase their level of accreditation. SWQ made the decision to hold a combined (Primary & Secondary) All Schools event, after Covid restrictions enforced a rescheduling of our secondary event in August 2021. It was well supported with over 55 teams participating. 2021/2022 saw more than 4000 children, and 2700 adults participating in competitions across our region.

We once again acknowledge the geographical diversity of the region and the challenges around population, maintaining financially viable competitions, a competitive sporting market, maintenance of facilities and sourcing volunteers to conduct competitions, that our Affiliates continually navigate. Supporting the future growth of Affiliates and sustainable competitions remains a priority of SWQ Touch, we look forward to working with our membership to support their endeavours at grass roots level each year.

SWQ was well represented at national events in 2021/2022. At NYC on the Sunshine Coast, we had a great campaign, with 7 of our 8 teams making the semi-final stage. Our 16 Boys were crowned Champions and as an entity we finished 4th overall, only 4 points off 3rd position. We consider this a successful carnival given our numbers and are grateful to all the Coaches, Managers, parents, and players who volunteer their time.

Five SWQ teams competed at NTL. We made the difficult decision to withdraw our open women's team after a large number were unable to commit due to covid restrictions. We put a lot of energy into ensuring a 20's women's team competed to safeguard their future development. Our Open Men's team started the tournament strongly, but injuries to some key players saw us fall short at the quarter final stage. Our 20's women went down to a strong scorpion's outfit in the semi-final, finishing in 3rd place, and our Open mixed team failed to win a game. Unfortunately, COVID took a toll on the player pool that we could draw from. We are looking forward to a less interrupted 2022/23 in this regard. Our All-Abilities team finished runners up in T2 competition, and our 20's men were crowned champions. As an entity we finished 7th overall which was a terrific result with only 5 teams representing our region. To claim 2 national titles in 12 months was massive for our small region and something we are immensely proud of.

Players from our region also featured heavily in the representative arena. Youth players, and coaches attended the Queensland Youth Academy (Titans). Numerous referees were invited to participate in the Jet's referee program. South West Qld had 15 players represent Queensland at the State of Origin Series, 5 in the Opens divisions. We also featured in the coaching, managing and refereeing ranks, which was great reward for many.

SWQTA welcomed a new Treasurer at our AGM in March and the board have been working on updating SWQ's strategic plan and constitution. We have identified a focus on the development of a regional coaching strategy. We're aware that quality Coaches, Assistant Coaches and support staff for our representative teams are not always easily attained, therefore a plan needs to be implemented around this. The last 2 years have seen SWQ strengthen their junior coaching ranks through consistency and a unified and inclusive culture.

A shift in focus for SWQ toward educating and providing support to coaches in Affiliates was the best way for the organisation to have an impact on grass roots player development. Paired with new and varied opportunities for players to participate, we saw an increase in players accessing development activities during the year.

The SWQTA Board would like to acknowledge and thank our Administration Officer, Jodie May for her commitment to and love of the region which has turned the board's recommendations into positive realities. We would also like to thank and acknowledge our appreciation for our SWQ volunteers, affiliate committees, coaches, referees, managers, players and supporters for their continued support and dedication. Their commitment to the growth and development of Touch within our region is greatly appreciated and is shaping SWQ touch via a strong culture and supportive environment.

Toni Notley
President
South West Queensland



REGIONAL BODIES

CENTRAL QUEENSLAND



CQTA had another successful year.

Due to the hard work of volunteers, Dysart and Aramac Touch Football have affiliated. This is fantastic and we cannot wait to work with them to grow the sport.

Theodore Touch had juniors affiliate for the first time. The juniors had a fun season learning touch.

We have had numerous courses throughout the year, with our referees and coaches upskilling.

Our NTL results were our best yet on the rep scenes. With our 20 men's falling short in the semi in a drop off and our Open Men's were crowned Champions. A big shout out to Gary Benbow, Dan Withers and Trevor Moran who were our coaching team for the Open Men's, a lot time and effort went in behind the scenes to give our Open Men's players the best possible chance.

Our NYC teams once again were close in taking out their divisions. All our junior teams were coached by our elite players. We cannot thank our elite players enough putting back and coaching our next superstars. Thank you too all. Our Ronald Munns Memorial champs keeps growing. We had such a great family day, with mums and dads playing with their children. Our Indigenous v All Stars game was exciting. 28 players coming together to put on a high skill game of touch for all to enjoy.

Congratulations to all our schools who participated in the QLD All Schools again. Our schools throughout the region participated well and some of our schools were finalists. A big congratulations to The Cathedral School who was again crown Champion School.

I really would like to thank the CQTA Board for the year. Thank you for your all hard work and time throughout the year.

Cameron Upton
Chairman
Central Queensland



REGIONAL BODIES

SUNSHINE COAST, FRASER AND BURNETT DISTRICTS



Sunshine Coast Fraser and Burnett District Touch Association participated at NTL's at Coffs Harbour, SCFBDTA open Mixed team won this event against Sharks. SCFBDTA had all divisions covered at NYC and some players in the QSST teams.

Sunshine Coast Fraser and Burnett District Touch Association held the following events in our Region – Junior Regional Championships, Secondary All Schools, East Coast Champs, Senior Regionals, and Primary All School Champs. SCFBDTA implemented a Youth Academy for 8-10's to allow our Affiliate coaches and younger players the opportunity for development.

Sunshine Coast Fraser and Burnett District Touch Association in 2022 consisted of 15 affiliates. Most affiliates had a decline in participation for this year, with some Affiliates not in a situation to run a season 1 due to severe floods inundating premises. We are pleased to have all Affiliates now back playing. SFCBDTA Affiliates across the Region have found it difficult to regenerate to full capacity after covid.

Sunshine Coast Fraser and Burnett District Touch Association held Referee courses across the Region. SCFBDTA have found a decline in Referee participation from our younger group of volunteers. SFCBDTA has appointed two Referee directors to allow inclusiveness having Ivan Giammarco and Linda Buchanan. We are aiming for a target of Women officials in our future.

Sunshine Coast Fraser and Burnett District Touch affiliates are all using My Sideline and SCFBDTA Admin are working with these volunteers to assist when training is needed.

Sunshine Coast Fraser Burnett District Touch recognise our Affiliate committees, Coaches, managers, Referees, and members for all their hard work and dedication to our sport in some tough times.

Amanda Dwyer
Chairperson
SCFBDTA



REGIONAL BODIES

SOUTH QUEENSLAND BORDER DISTRICTS



On the back of Covid lockdowns and with community participation returning and growing, another curve ball was thrown our way in 2021/2022 with several rain events having a tremendous impact on our sporting communities.

With a successful season 2 2021 winding down, and the festival of Touch just around the corner, the unprecedented season of rain began. QLD Senior State Cup cancelled and the Queensland All Nations looking like it would follow suit.

Only through the dedication and cooperation of the QAN Nation Leaders, our SQBD staff lead by Lee Rossow as the driver of this event, as well as enormous support from the QTF team, the event was rescheduled for early 2022. It was a great success with more than 110 teams and a shining light of the cooperation that QTF, SQBD, our volunteers and community leaders can achieve when working hard for our communities.

When reflecting on our communities, we are reminded that we are here for people, and it was really sad to see our people affected by flooding and related storm damage. From seeing the Bilambil Touch club and facility go fully underwater to hearing how our many of our people had their lives turned upside down, the weather events of 2021/2022 will live long in our memories for the wrong reasons. We want to express our gratitude for the resilience shown by our community volunteers and all those in the Touch community that served their neighbours in any way they could during these events and the lengthy recovery works that are still ongoing in Northern NSW in particular.

From a sport perspective, we are happy to report that Jimboomba Touch has again become affiliated with TFA, QTF and SQBD. They have been able to make our facility at Yarrabilba their temporary home and we are looking forward to helping them grow over coming seasons. Our junior participation numbers are continuing their upward trend and with Season 1 2022 under wraps, it is remarkable to see the role that Touch Football can and has played in bringing people together.

Weather continued its impact on the year with the NTL being postponed from March until May and despite the changes to teams because of this, we are still most proud of our Sharks Representative Teams and participants. I do want to particularly call out Lee Rossow who led our Tournament, Tristan Mana and the technical panel of John Singh, Peter Top, Chris Loth and Renee Murphy for the massive workload you delivered to give Sharks the opportunities we had at this years event.

I'd like to thank the SQBD Board of Russell Thompson, Mel

Smith, Leigh-Ann Wilson, David Parker for their hard work on behalf of the sport. They work tirelessly for Sharks and also for their local affiliates and their clubs. The love they have for the sport is always evident in my dealings with them. Also I thank Tristan Mana, Lee Rossow, Lauren Avsec, our staff, for you year of service that goes well above and beyond what you are obliged to do.

To our Affiliate Boards, administrators and volunteers, thank you for your community spirit and for your love of Touch Football and the work that drives you to do. Also to our partner in Sport, QTF, Greg, Fiona and the team, than you for helping us keep people playing the sport we love.

As 2022 season 2 looms, we look forward with anticipation to the opportunities ahead and hope sincerely for some 'clear air' that will enable us to focus on enjoying some Touch Football together with old and new friends.

Mathew Gilbertson
President
South Queensland Border Districts





FINANCIAL ANALYSIS 2021/22

FINANCIAL ANALYSIS

FINANCIAL COMMENTARY

The QTF team has shown resilience, agility, and creativity during the 2021-22 financial year while adapting to multiple external challenges. The ongoing impacts of COVID-19, rainfall events and floods have all posed significant hurdles however the team has remained committed to provide opportunities to our Touch Community through new initiatives such as the Women in Touch program and greater representation in regional areas. The 2021/22 results showed a profit of \$176,994 which will be used to support the development of our Regions over the next 12 months.

2021/22 participation saw an overall increase in teams, with junior participation recording an all time high and senior participation rebounding post Covid. Juniors, particularly in the South QLD and Border District region, have shown a notable increase with Palm Beach Juniors increasing from 114 teams in 2018/19 to 268 teams in 2021/22. Similarly, Redlands increased from 162 to 234 teams.

Luckily, the scheduled dates of our QTF events avoided all COVID-19 related snap lockdowns throughout the year however we were not so lucky with the unseasonal rainfall. Disappointingly, the QLD State Cup event was cancelled, and both the All-Nations event and NTLs were postponed. We recognise how frustrating this was for participants but also for our QTF staff who had dedicated months of planning to deliver these high quality and fun filled events. On a positive note, our 2021 Junior State Cup event was a huge success as was our Youth Academy and Bundaberg Cup which all went ahead as planned.

The wet summer continued after the cancellation of QLD State Cup. 887 millimetres of rain fell in February 2022 eventuating in dam releases which resulted in the flooding of the Brisbane River. Unfortunately, both the QTF office and storage facility in Milton were impacted with over \$100,000 of event related equipment lost. An insurance claim has been submitted to recoup these losses. In the meantime, QTF is housed in temporary office accommodation in Greenslopes with the hope of moving back to Milton by the end of the year.


During the year, Beyond the Break Consulting were engaged to develop and implement a public relations and media plan with the intention of generating greater exposure of our sport through mainstream media at events. This increased exposure will help to generate participant numbers and sponsorship opportunities in the future. In line with this, Sponsorship Ready were engaged to assist in devising a future sponsorship strategy to provide greater opportunities for QTF in the future.

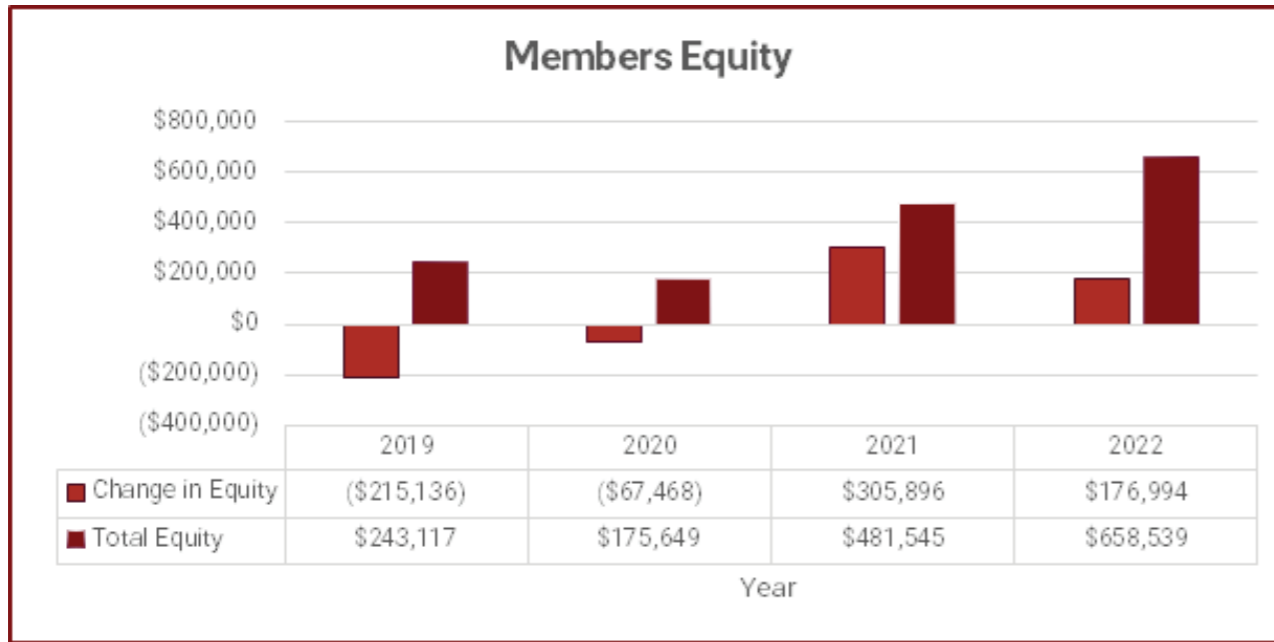
Participation numbers in the Premier and City Competitions have tracked lower than anticipated due to the COVID-19 pandemic, unseasonal rainfall, and increased competition in the social sport market. Premier and City Touch continue to focus on providing quality competitions, enhanced support and development for referees, and improvements to fields and lighting.

After several stable years, there were some staff movements during the 2021/22 year, particularly in Event related positions. Other notable changes included the employment of 2 Game Development Officers to support and grow our regional areas, a Marketing coordinator, and part time Partnerships Manager.

MEMBERS EQUITY

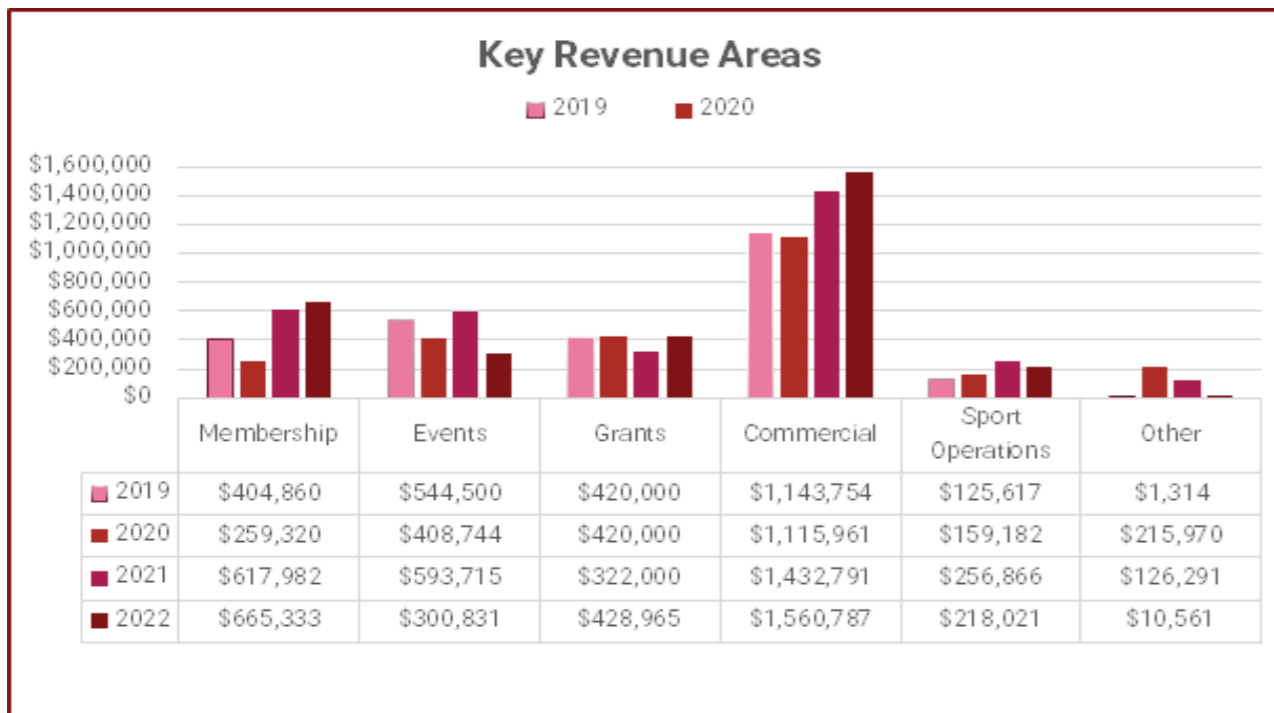
Despite the challenges of the 2021-22 financial year QTF was able to deliver a positive result for its members. Strong affiliation numbers, particularly in Juniors, had the largest impact as well as additional sponsorship secured for coming years. The regions are set to benefit from this success with additional development resources being invested to grow and support Touch Football during 2022-23.





REVENUE

- An analysis across the key revenue areas of the Association highlights several notable points for consideration.
- Team numbers have seen a small increase in the senior competitions but have seen a 11% increase in junior teams across the State compared to the 2021 financial year (a 5.6% increase compared to the 2019 financial year). This is indicative of a return to normality after a few turbulent years. The South QLD & Border District region have introduced 1 new affiliated competition at Jimboomba.
- Event income was down in 2021/22 due to the cancellation of Queensland State Cup and no State of Origin event being held during the financial year.
- Commercial revenue continues to grow. There was strong growth in the regional events and affiliation as well as an increase in sponsorship revenue. This was partially offset by Commercial competitions where team numbers have continued to struggle.
- Additional grant funding was secured under Queensland Government ActiveKit program to develop a Women in Touch program and Gambling Community Benefit Fund for the purchase of a new motor vehicle.
- Sport Operations numbers are positive. The Sporting Schools Program remained strong despite registrations being lower than 2020/21. The QTF Academies delivered through affiliates and schools have been impacted due to COVID-19 restrictions and inclement weather however it is anticipated these will increase in 2022/23.

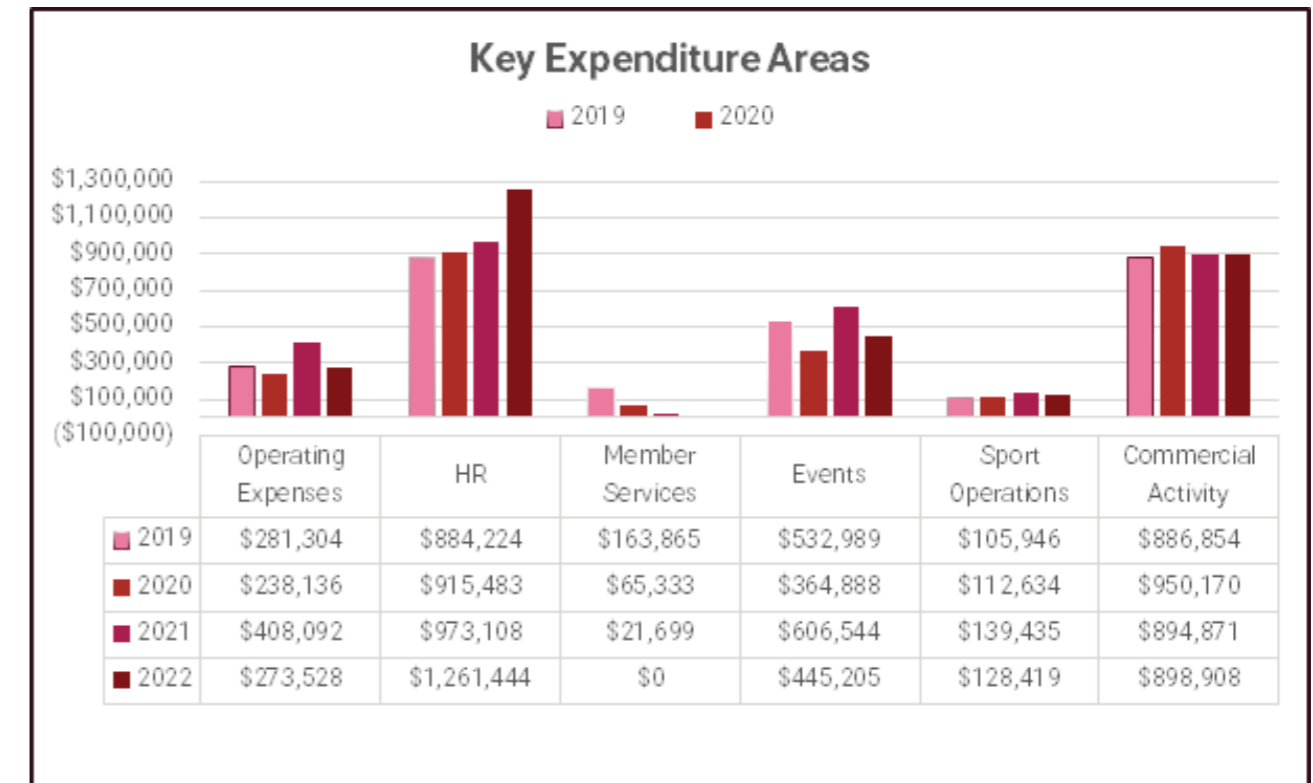


FINANCIAL ANALYSIS

FINANCIAL COMMENTARY CONTINUED

EXPENDITURE

- Overall expenditure for the 2021/22 financial year has decreased by \$36,245. The drop in operating and event related expenses were offset by an increase in human resource expenses. A brief analysis of the 2022 expenditure follows.
- Operating expenses include the associated costs and depreciation charge for new vehicles purchased during the year. This was partly offset as the amortisation of our commercial asset concluded.
- There was no spending on Member Services during the year due to a new model of employing development staff direct by QTF. During the year 2 new development officers were employed in Central Queensland. The QTF Board and Management are continuing to work with the Regions to develop and implement a framework that supports and meets the needs of each Region in the future.
- There was a notable increase in human resources expenses for the year due to the employment of several new positions: marketing coordinator, events coordinator, development officers, part-time partnerships manager and SQBD referee and programs coordinator. The percentage allocated to this area is at 37% of revenue. Although this is above what is considered standard practice for HR expense to revenue (33%-36%), it is partly distorted due to the cancellation of events, and therefore lower revenue, during the year.
- Event expenses were lower than last year due to the cancellation of the Queensland State Cup and no State of Origin event being run.
- Expenditure on Commercial Activity has increased due to investments to support sponsorship activity as well as public relations and media plan management.



FINANCIAL PERFORMANCE

To further detail the current financial health and performance of the Association over the period several tables, accompanied by explanatory notes, are provided for consideration.

| | 2019 | 2020 | 2021 | 2022 |
|-------------------------|-------------|------------|-----------|-------------|
| Operating Result | (\$215,136) | (\$67,468) | \$305,896 | \$176,994 |
| Members Equity | \$243,117 | \$175,649 | \$481,545 | \$658,539 |
| Cash at Bank | \$270,424 | \$63,738* | \$965,434 | \$1,067,395 |
| Trade Debtors | \$126,971 | \$204,612 | \$195,224 | \$356,991 |
| Trade Creditors | \$346,337 | \$447,205 | \$106,169 | \$111,582 |

*Cash at Bank at the end of the FY reflects the Association had received no revenues for the period March – June 2020 due to COVID-19 lock downs. It is noted that Qld Government Funding due to be received on 1 October 2020 was brought forward to 1 July 2020 to assist State Sporting Organisations with the financial impact of Covid-19.

The 2022 FY had a strong financial performance and further supported the results of the 2021 FY (as shown in Table 1). Included in Cash at Bank is registration revenue received in advance in relation to the 2022 Junior State Cup (run in July 2022) and State of Origin (run in August 2022) as well as sponsorship and grant income received in advance for QLD State Cup and a School Sport Program. Trade Debtors includes event related prepayments and advance invoicing for events.

| | 2019 | 2020 | 2021 | 2022 |
|---------------------|-------------|-------------|-------------|-------------|
| Revenue | \$2,640,046 | \$2,579,177 | \$3,349,645 | \$3,184,498 |
| Expenditure | \$2,855,182 | \$2,646,644 | \$3,043,749 | \$3,007,504 |
| Surplus/Loss | (\$215,136) | (\$67,468) | \$305,896 | \$176,994 |
| Return | (8.1%) | (2.6%) | 9.1% | 5.6% |

Table 2 provides a snapshot of the growth of the Association over the past four reporting periods. Noting that 2021 includes a full year of financials for South QLD and Border Districts and Brisbane regions under QTF management.

QTF remains in a stable financial position and is well positioned for a successful 2022/23 and beyond.

Greg Denny
Chief Executive Officer



QUEENSLAND TOUCH ASSOCIATION INC.
ABN 32 751 852 440

FINANCIAL STATEMENTS
FOR THE 12 MONTHS ENDED 30 JUNE 2022

TABLE OF CONTENTS

| | |
|--|----|
| Director's Report | 2 |
| Income and Expenditure Statement for the 12 Months Ended 30 June 2022 | 3 |
| Assets and Liabilities Statement as at 30 June 2022 | 4 |
| Notes to the Financial Statements for the 12 Months Ended 30 June 2022 | 5 |
| Statement by Directors | 12 |
| Independent Auditor's Report | 13 |

QUEENSLAND TOUCH ASSOCIATION Inc.
ABN 32 751 852 440

DIRECTOR'S REPORT

The directors submit the financial report of Queensland Touch Association for the 12 months ended 30 June 2022.

Directors

The names of the directors throughout the year and at the date of this report are:

- Troy Morgan
- Dennis DiBartolo
- Adam Page
- Rohan Ballon
- Dave Zanetti (appointed December 2021)
- Terani Inoke (appointed December 2021)
- Gavin Shuker (resigned December 2021)
- Peter Tong (resigned December 2021)
- William Grant (resigned January 2022)

Principal Activities

The principal activities of the association during the financial year were: Administration of Touch Football in Queensland.

Operating Result

The surplus after providing for income tax for the 12 months ended 30 June 2022 amounted to \$176,994 (12 months ending 30 June 2021 surplus \$305,896)

Significant Changes

QTF lost approximately \$100,000 of contents from our Milton office and storage facility during the 2022 Brisbane floods. At 30th June 2022 insurance and grant claims were still pending.

Signed in accordance with a resolution of the Directors of the Board.

Troy Morgan

Troy Morgan

Dennis DiBartolo

QUEENSLAND TOUCH ASSOCIATION Inc.
ABN 32 751 852 440

INCOME AND EXPENDITURE STATEMENT FOR THE 12 MONTHS ENDED 30 June 2022

| | Notes | 12 Months Ended 30 June 2022 | 12 Months Ended 30 June 2021 |
|--|-------|---------------------------------|---------------------------------|
| Revenue: | | | |
| Membership | 2 | 665,333 | 617,982 |
| Events | 3 | 300,831 | 593,715 |
| Grants | 4 | 428,965 | 322,000 |
| Commercial Activity | 5 | 1,560,787 | 1,432,791 |
| Sport Operations | 6 | 218,021 | 256,866 |
| Other Income | 7 | 10,561 | 126,291 |
| | | <u>3,184,498</u> | <u>3,349,645</u> |
| Less Expenditure: | | | |
| Operating Expenses | 8 | 273,528 | 408,092 |
| Human Resources Expenses | 9 | 1,261,444 | 973,108 |
| Member Services | 10 | - | 21,699 |
| Event Expenses | 11 | 445,205 | 606,544 |
| Sport Operations Expenses | 12 | 128,419 | 139,435 |
| Commercial Activity Expenses | 13 | 898,908 | 894,871 |
| | | <u>3,007,504</u> | <u>3,043,749</u> |
| Net Current Year Surplus/(Deficit): | | <u>176,994</u> | <u>305,896</u> |

QUEENSLAND TOUCH ASSOCIATION Inc.
ABN 32 751 852 440

BALANCE SHEET AS AT 30 June 2022

| | Notes | 30 June 2022 | 30 June 2021 |
|--------------------------------------|-------|------------------|------------------|
| ASSETS | | | |
| CURRENT ASSETS | | | |
| Cash and Cash Equivalents | 14 | 1,067,395 | 965,434 |
| Trade Debtors | | 232,189 | 175,418 |
| Accrued Revenue | | 5,000 | 5,904 |
| Other Current Assets | 15 | 124,802 | 19,805 |
| | | <u>1,429,386</u> | <u>1,166,561</u> |
| NON-CURRENT ASSETS | | | |
| Property, Plant and Equipment | 16 | 171,714 | 54,858 |
| Intangibles | 21 | 279,807 | 290,821 |
| | | <u>451,521</u> | <u>345,679</u> |
| TOTAL ASSETS | | <u>1,880,907</u> | <u>1,512,240</u> |
| LIABILITIES | | | |
| CURRENT LIABILITIES | | | |
| Trade and Other Payables | 17 | 816,921 | 561,373 |
| Tax Liabilities | 18 | 101,368 | 86,504 |
| Employee Entitlements | | 98,493 | 81,232 |
| Current Borrowings | 19 | 64,000 | 64,000 |
| TOTAL CURRENT LIABILITIES | | <u>1,080,782</u> | <u>793,109</u> |
| NON-CURRENT LIABILITIES | | | |
| Non-Current Borrowings | 19 | 141,586 | 237,586 |
| TOTAL NON-CURRENT LIABILITIES | | <u>141,586</u> | <u>237,586</u> |
| TOTAL LIABILITIES | | <u>1,222,368</u> | <u>1,030,695</u> |
| NET ASSETS | | <u>658,539</u> | <u>481,545</u> |
| EQUITY | | | |
| Retained Earnings | | 481,545 | 175,649 |
| Net Profit for the Year | | 176,994 | 305,896 |
| TOTAL EQUITY | | <u>658,539</u> | <u>481,545</u> |

QUEENSLAND TOUCH ASSOCIATION Inc.
ABN 32 751 852 440

NOTES TO THE FINANCIAL STATEMENTS
FOR THE 12 MONTHS ENDED 30 June 2022

NOTE 1: SUMMARY OF SIGNIFICANT ACCOUNTING POLICIES

The financial statements are special purpose financial statements prepared in order to satisfy the financial reporting requirements of the Associations Incorporations Act of Queensland 1981. The Board has determined that the association is not a reporting entity.

The financial statements have been prepared on an accruals basis and are based on historical costs and do not take into account changing money values or, except where stated specifically, current valuations of non-current assets. The following significant accounting policies, which are consistent with the previous period unless stated otherwise, have been adopted in the preparation of these financial statements.

(a) Property, Plant and Equipment

Leasehold improvements and office equipment are carried at cost less, where applicable, any accumulated depreciation.

The depreciable amount of all PPE with the exception of Leasehold Improvements is depreciated over the useful lives of the assets to the association commencing from the time the asset is held ready for use.

(b) Impairment of Assets

At the end of each reporting period, the association reviews the carrying amounts of its tangible and intangible assets to determine whether there is any indication that those assets have been impaired. If such an indication exists, an impairment test is carried out on the asset by comparing the recoverable amount of the asset, being the higher of the asset's fair value less costs of disposal and value in use, to the asset's carrying amount. Any excess of the asset's carrying amount over its recoverable amount is recognised in the income and expenditure statement.

(c) Employee Provisions

Provision is made for the association's liability for employee benefits arising from services rendered by employees to the end of the reporting period. Employee provisions have been measured at the amounts expected to be paid when the liability is settled.

(d) Provisions

Provisions are recognised when the association has a legal or constructive obligation, as a result of past events, for which it is probable that an outflow of economic benefits will result and that outflow can be reliably measured. Provisions are measured at the best estimate of the amounts required to settle the obligation at the end of the reporting period.

(e) Cash and Cash Equivalents

Cash on hand includes cash on hand, deposits held at call with banks, and other short-term highly liquid investments with original maturities of three months or less.

(f) Accounts Receivable and Other Debtors

Accounts receivable and other debtors include amounts due from members as well as amounts receivable from donors. Receivables expected to be collected within 12 months of the end of the reporting period are classified as current assets. All other receivables are classified as non-current assets.

(g) Revenue and Other Income

Revenue is recognised at an amount that reflects the consideration to which the incorporated association is expected to be entitled in exchange for transferring goods or services to a customer. For each contract with a customer, the incorporated association: identifies the contract with a customer; identifies the performance obligations in the contract; determines the transaction price which takes into account estimates of variable consideration and the time value of money; allocates the transaction price to the separate performance obligations on the basis of the relative stand-alone selling price of each distinct good or service to be delivered; and recognises revenue when or as each performance obligation is satisfied in a manner that depicts the transfer to the customer of the goods or services promised.

Interest Income

Interest revenue is recognised using the effective interest method, which for floating rate financial assets is the rate inherent in the instrument. Dividend revenue is recognised when the right to receive a dividend has been established.

Other Income

Other revenue is recognised when it is received or when the right to receive payment is established.

QUEENSLAND TOUCH ASSOCIATION Inc.
ABN 32 751 852 440

NOTES TO THE FINANCIAL STATEMENTS
FOR THE 12 MONTHS ENDED 30 June 2022

NOTE 1: SUMMARY OF SIGNIFICANT ACCOUNTING POLICIES (Cont'd)

Grant and Donation Income

Grant revenue is recognised in profit or loss when the incorporated association satisfies the performance obligations stated within the funding agreements. If conditions are attached to the grant that must be satisfied before the association is eligible to receive the contribution, recognition of the grant as revenue will be deferred until those conditions are satisfied, which is generally at the time of receipt.

Sponsorship Income

Revenue from sponsorship contracts is recognised wholly within the period to which the sponsorship contract relates. Typically sponsorship contracts are tied to events.

Event Income

Event income is recognised when the events are performed. If fees are received in advance for events, it will be recorded as a deferred revenue amount net of the expenses and revenue in the balance sheet.

(h) Goods and Services Tax (GST)

Revenues, expenses and assets are recognised net of the amount of GST, except where the amount of GST incurred is not recoverable from the Australian Taxation Office (ATO). Receivables and payables are stated inclusive of the amount of GST receivable or payable. The net amount of GST recoverable from, or payable to, the ATO is included with other receivables or payables in the assets and liabilities statement.

(i) Trade and Other Payables

Trade and other payables represent the liability outstanding at the end of the reporting period for goods and services received by the association during the reporting period, which remain unpaid. The balance is recognised as a current liability with the amounts normally paid within 30 days of recognition of the liability.

(j) Income Tax

The association is exempt from income tax under the provisions of Section 50-5 of the Income Tax Assessment Act 1997.

(k) Customer Intangibles

Customer intangibles acquired as part of a business combination are recognised separately from goodwill. The customer intangibles are carried at their fair value at the date of acquisition less accumulated amortisation and impairment losses. Amortisation is calculated based on the timing of projected cash flows over their estimated useful lives, which currently are estimated at five years.

(l) Goodwill

Goodwill is not amortised but it is tested for impairment annually, or more frequently if events or changes in circumstances indicate that it might be impaired, and is carried at cost less accumulated impairment losses.

Goodwill is allocated to cash-generating units for the purpose of impairment testing. The allocation is made to those cash-generating units or groups of cash-generating units that are expected to benefit from the business combination in which the goodwill arose. The units or groups of units are identified at the lowest level at which goodwill is monitored for internal management purposes.

(m) New Accounting Standards and Interpretations

The Entity has adopted all new Australian Accounting Standards effective as at reporting date except for AASB 16 Leases.

(n) New Accounting Standards and Interpretations not yet adopted

Australian Accounting Standards and Interpretations that have recently been issued or amended but are not yet mandatory, have not been early adopted by the association for the annual reporting period ended 30 June 2022.

QUEENSLAND TOUCH ASSOCIATION Inc.
ABN 32 751 852 440

NOTES TO THE FINANCIAL STATEMENTS
FOR THE 12 MONTHS ENDED 30 June 2022

| | 12 Months Ended 30 June 2022 \$ | 12 Months Ended 30 June 2021 \$ |
|--|---------------------------------------|---------------------------------------|
| NOTE 2: MEMBERSHIP FEES | | |
| Senior Team Affiliation | 418,013 | 416,142 |
| Junior Team Affiliation | 240,480 | 196,440 |
| Event Affiliation | 6,840 | 5,400 |
| | <u>665,333</u> | <u>617,982</u> |
| NOTE 3: EVENTS INCOME | | |
| Registration Income | 252,509 | 525,155 |
| Other Event Income | 48,322 | 68,560 |
| | <u>300,831</u> | <u>593,715</u> |
| NOTE 4: GRANTS | | |
| Government Grants | 418,965 | 312,000 |
| Touch Football Australia Funding | - | - |
| Touch Football Australia - Rent Contribution | 10,000 | 10,000 |
| | <u>428,965</u> | <u>322,000</u> |
| NOTE 5: COMMERCIAL ACTIVITY | | |
| Sponsorship | 344,748 | 248,440 |
| Premier and City Touch Income | 543,770 | 630,349 |
| Regional Event Income | 428,473 | 343,140 |
| Regional Affiliation | 243,796 | 210,862 |
| | <u>1,560,787</u> | <u>1,432,791</u> |
| NOTE 6: SPORT OPERATIONS | | |
| Sport Operations | 34,650 | 28,569 |
| Performance Pathways | - | - |
| Sporting Schools | 155,279 | 188,382 |
| Course Income | 28,092 | 39,915 |
| | <u>218,021</u> | <u>256,866</u> |
| NOTE 7: OTHER INCOME | | |
| COVID-19 Funding | - | 126,000 |
| Interest Income | 106 | 241 |
| Other Income | 10,455 | 50 |
| | <u>10,561</u> | <u>126,291</u> |

QUEENSLAND TOUCH ASSOCIATION Inc.
ABN 32 751 852 440

NOTES TO THE FINANCIAL STATEMENTS
FOR THE 12 MONTHS ENDED 30 June 2022

| | 12 Months Ended 30 June 2022 \$ | 12 Months Ended 30 June 2021 \$ |
|--|---------------------------------------|---------------------------------------|
| NOTE 8: OPERATING EXPENSES | | |
| IT Expenses | 21,021 | 17,648 |
| Office Expenses | 87,357 | 94,303 |
| Meeting Expenses | 10,703 | 7,754 |
| Marketing and Promotions | 42,088 | 33,795 |
| Professional Fees | 20,129 | 26,550 |
| Vehicle Expenses | 19,055 | 5,449 |
| Bank Fees | 1,195 | 1,631 |
| Maintenance | 170 | 2,650 |
| Bad Debts Expense | 9,000 | 6,000 |
| Interest Expense | - | 452 |
| Depreciation | 35,479 | 17,868 |
| Amortisation Expense | 16,015 | 43,992 |
| Impairment Write Down | 11,316 | 150,000 |
| | <u>273,528</u> | <u>258,092</u> |
| NOTE 9: HUMAN RESOURCE EXPENSES | | |
| Wages & Salaries | 1,100,246 | 870,773 |
| Other Employment Expenses | 20,992 | 13,858 |
| Superannuation | 106,167 | 77,857 |
| Mileage | 13,316 | 3,283 |
| FBT Expense | 3,171 | 2,321 |
| Payroll Tax | 3,147 | - |
| Professional Development | 14,405 | 5,016 |
| | <u>1,261,444</u> | <u>973,108</u> |
| NOTE 10: MEMBER SERVICES | | |
| Grants | - | 21,699 |
| | <u>-</u> | <u>21,699</u> |
| NOTE 11: EVENT EXPENSES | | |
| Event Expenses | 445,205 | 606,544 |
| | <u>445,205</u> | <u>606,544</u> |
| NOTE 12: SPORT OPERATIONS | | |
| Course Expenses | 6,443 | 8,378 |
| Sporting Schools | 102,628 | 122,169 |
| Performance Pathways | - | - |
| Referee Performance | 2,021 | 4,872 |
| Development Expenses | 17,327 | 4,016 |
| | <u>128,419</u> | <u>139,435</u> |
| NOTE 13: COMMERCIAL ACTIVITY | | |
| Regional Expenses | 427,636 | 390,430 |
| Sponsorship Expenses | 33,863 | 7,301 |
| Premier and City Expenses | 437,409 | 497,140 |
| | <u>898,908</u> | <u>894,871</u> |

QUEENSLAND TOUCH ASSOCIATION Inc.
ABN 32 751 852 440

NOTES TO THE FINANCIAL STATEMENTS
FOR THE 12 MONTHS ENDED 30 June 2022

| | 12 Months Ended 30 June 2022 \$ | 12 Months Ended 30 June 2021 \$ |
|--|---------------------------------------|---------------------------------------|
| NOTE 14: CASH AND CASH EQUIVALENTS | | |
| Cash Reserve | 501,241 | 553,733 |
| Cheque Account | 560,657 | 408,887 |
| Debit Cards | 5,497 | 2,814 |
| | <u>1,067,395</u> | <u>965,434</u> |
| NOTE 15: OTHER CURRENT ASSETS | | |
| Prepayments | 110,472 | 16,805 |
| Bonds - TFA Permits | 14,330 | 3,000 |
| | <u>124,802</u> | <u>19,805</u> |
| NOTE 16: PROPERTY PLANT AND EQUIPMENT | | |
| Plant and Equipment | 73,566 | 72,580 |
| Less Accumulated Depreciation | (27,336) | (46,539) |
| | <u>46,230</u> | <u>26,041</u> |
| Office and Computer Equipment | 64,683 | 45,851 |
| Less Accumulated Depreciation | (34,762) | (24,831) |
| | <u>29,921</u> | <u>21,020</u> |
| Motor Vehicle | 145,034 | 41,990 |
| Less Accumulated Depreciation | (49,471) | (34,193) |
| | <u>95,563</u> | <u>7,797</u> |
| | <u>171,714</u> | <u>54,858</u> |
| NOTE 17: TRADE AND OTHER PAYABLES | | |
| Trade Creditors | 271,837 | 243,999 |
| Income in Advance | 513,780 | 289,327 |
| Superannuation Payable | 31,304 | 28,047 |
| | <u>816,921</u> | <u>561,373</u> |
| NOTE 18: TAX LIABILITIES | | |
| GST | 78,545 | 69,486 |
| PAYG Withholdings Payable | 22,823 | 17,018 |
| | <u>101,368</u> | <u>86,504</u> |

QUEENSLAND TOUCH ASSOCIATION Inc.
ABN 32 751 852 440

NOTES TO THE FINANCIAL STATEMENTS
FOR THE 12 MONTHS ENDED 30 June 2022

NOTE 19: RELATED PARTY TRANSACTIONS

Transactions between related parties are on normal commercial terms and conditions no more favourable than those available to other parties unless otherwise stated.

During the 12 months ended 30 June 2022, the association made payments in the amount of \$198,093 (year ended 30 June 2021: \$176,437) to Inferno Sports for services. Inferno sports is a clothing company owned by Director, Gavin Shuker. All transactions are entered under normal commercial terms.

| | 12 Months Ended 30 June 2022 \$ | 12 Months Ended 30 June 2021 \$ |
|-------------------------------|---------------------------------------|---------------------------------------|
| <u>Current</u> | | |
| Touch Football Australia Loan | 64,000 | 64,000 |
| <u>Non-Current</u> | | |
| Touch Football Australia Loan | 141,586 | 237,586 |
| | <u>205,586</u> | <u>301,586</u> |

NOTE 20: OPERATING LEASE COMMITMENTS

Minimum Lease Payments

| | | |
|--|----------------|----------------|
| Payable within one year | 71,900 | 50,333 |
| Payable within two year and five years | 141,862 | 193,202 |
| Total Contracted at Balance Date | <u>213,762</u> | <u>243,535</u> |

NOTE 21: INTANGIBLE ASSETS

| | | |
|---|----------------|----------------|
| Goodwill | 260,000 | 410,000 |
| Goodwill Impairment | - | (150,000) |
| | <u>260,000</u> | <u>260,000</u> |
| Premier and City Touch Customer Contracts | 220,000 | 220,000 |
| Accumulated Amortisation | (220,000) | (209,054) |
| | <u>-</u> | <u>10,946</u> |
| Intangible | 35,740 | 30,740 |
| Less Accumulated Depreciation | (15,933) | (10,865) |
| | <u>19,807</u> | <u>19,875</u> |
| | <u>279,807</u> | <u>290,821</u> |

Movements during the year

| | Customer Contracts | Goodwill |
|-------------------------|-----------------------|----------------|
| Opening Balance | 10,946 | 260,000 |
| Goodwill Impairment | - | - |
| Amortisation | (10,946) | - |
| Balance at 30 June 2022 | <u>-</u> | <u>260,000</u> |

Impairment Tests for goodwill

Goodwill is monitored by management at the Association level for Premier and City Touch.

The association tests whether goodwill has suffered any impairment on an annual basis. The recoverable amount of a cash generating unit (CGU) is determined based on value-in-use calculations which require the use of assumptions.

The calculations use cash flow projections based on financial budgets covering a five-year period.

Cash flows beyond the five-year period are extrapolated using the estimated growth rates. These growth rates are consistent with forecasts included in industry reports specific to the industry in which each CGU operates.

QUEENSLAND TOUCH ASSOCIATION Inc.
ABN 32 751 852 440

NOTES TO THE FINANCIAL STATEMENTS
FOR THE 12 MONTHS ENDED 30 June 2022

NOTE 22: BASIS OF ACCOUNTING AND GOING CONCERN

The financial report has been prepared on a going concern basis, which contemplates the continuity of business activities and the realisation of assets and settlement of liabilities in the ordinary course of business.

As at 30 June 2022, the association's current assets exceeded its current liabilities by \$348,604. Management has determined that there is no material uncertainty that casts doubt on the entity's ability to continue as a going concern.

QUEENSLAND TOUCH ASSOCIATION Inc.
ABN 32 751 852 440

STATEMENT BY COMMITTEE MEMBERS

The Board has determined that the association is not a reporting entity and that this special purpose financial report should be prepared in accordance with the accounting policies outlines in Note 1 to the financial statements.

In the opinion of the Board the Income and Expenditure Statement, Balance Sheet and Notes to the Financial Statements:

1. Presents fairly the financial position of Queensland Touch Association Inc. as at 30 June 2022 and its performance for the 12 months ended on that date.
2. At the date of this statement, there are reasonable grounds to believe that the association will be able to pay its debts as and when they fall due.

Troy Morgan

Troy Morgan
Chairman

27/10/2022

Date Signed

Dennis DiBartolo
Director

Date Signed



Tel: +61 7 3237 5999
 Fax: +61 7 3221 9227
 www.bdo.com.au

Level 10, 12 Creek Street
 Brisbane QLD 4000
 GPO Box 457 Brisbane QLD 4001
 Australia

INDEPENDENT AUDITOR'S REPORT

To the members of Queensland Touch Association Inc.

Report on the Audit of the Financial Report

Opinion

We have audited the financial report of Queensland Touch Association Inc. (the Entity), which comprises the balance sheet as at 30 June 2022 and the income and expenditure statement for the year then ended, and notes to the financial report, including a summary of significant accounting policies, and statement by committee members.

In our opinion the accompanying financial report presents fairly, in all material respects, the financial position of the Entity as at 30 June 2022 and of its financial performance and its cash flows for the year then ended in accordance with the basis of accounting described in note 1.

Basis for opinion

We conducted our audit in accordance with Australian Auditing Standards. Our responsibilities under those standards are further described in the *Auditor's responsibilities for the audit of the Financial Report* section of our report. We are independent of the Entity in accordance with ethical requirements of the Accounting Professional and Ethical Standards Board's APES 110 *Code of Ethics for Professional Accountants (including Independence Standards)* (the Code) that are relevant to our audit of the financial report in Australia. We have also fulfilled our other ethical responsibilities in accordance with the Code.

We believe that the audit evidence we have obtained is sufficient and appropriate to provide a basis for our opinion.

Emphasis of matter - Basis of accounting

We draw attention to Note 1 to the financial report, which describes the basis of accounting. The financial report has been prepared to assist the Entity to meet the requirements of The Associations Incorporations Act 1981. As a result, the financial report may not be suitable for another purpose. Our opinion is not modified in respect of this matter.

Responsibilities of management and those charged with governance for the Financial Report

Management is responsible for the preparation and fair presentation of the financial report, and have determined that the basis of preparation described in Note 1 is appropriate to meet the requirements of The Associations Incorporations Act 1981 and for such internal control as management determines is necessary to enable the preparation and fair presentation of a financial report that is free from material misstatement, whether due to fraud or error.

In preparing the financial report, management is responsible for assessing the Entity's ability to continue as a going concern, disclosing, as applicable, matters relating to going concern and using the going concern basis of accounting unless management either intends to liquidate the Entity or to cease operations, or has no realistic alternative but to do so.

Those charged with governance are responsible for overseeing the Entity's financial reporting process.

BDO Audit Pty Ltd ABN 33 134 022 870 is a member of a national association of independent entities which are all members of BDO Australia Ltd ABN 77 050 110 275, an Australian company limited by guarantee. BDO Audit Pty Ltd and BDO Australia Ltd are members of BDO International Ltd, a UK company limited by guarantee, and form part of the international BDO network of independent member firms. Liability limited by a scheme approved under Professional Standards Legislation.



Auditor's responsibilities for the audit of the Financial Report

Our objectives are to obtain reasonable assurance about whether the financial report as a whole is free from material misstatement, whether due to fraud or error, and to issue an auditor's report that includes our opinion. Reasonable assurance is a high level of assurance, but is not a guarantee that an audit conducted in accordance with the Australian Auditing Standards will always detect a material misstatement when it exists. Misstatements can arise from fraud or error and are considered material if, individually or in the aggregate, they could reasonably be expected to influence the economic decisions of users taken on the basis of this financial report.

A further description of our responsibilities for the audit of the financial report is located at the Auditing and Assurance Standards Board website (<http://www.auasb.gov.au/Home.aspx>) at:

http://www.auasb.gov.au/auditors_responsibilities/ar4.pdf

This description forms part of our auditor's report.

BDO Audit Pty Ltd

R J Liddell

Director

Brisbane, 27 October 2022

BDO Audit Pty Ltd ABN 33 134 022 870 is a member of a national association of independent entities which are all members of BDO Australia Ltd ABN 77 050 110 275, an Australian company limited by guarantee. BDO Audit Pty Ltd and BDO Australia Ltd are members of BDO International Ltd, a UK company limited by guarantee, and form part of the international BDO network of independent member firms. Liability limited by a scheme approved under Professional Standards Legislation.



Queensland
Government

