



**QUEENSLAND  
TOUCH FOOTBALL**

**2024**

**UNITE. INSPIRE. GROW.**

PRESENTED BY

**QUEENSLAND TOUCH FOOTBALL**

**ANNUAL REPORT**






## CONTENTS

- 6. CHAIRMAN'S REPORT
- 7. CEO'S REPORT
- 8. STRATEGIC PLAN OVERVIEW
- 10. 2023/24 HIGHLIGHTS
- 14. ORGANISATION & CULTURE
- 22. SPORT DEVELOPMENT & PROGRAMS
- 30. EVENTS
- 51. PARTNERSHIPS
- 52. FINANCIAL COMMENTARY

**UNITE.  
INSPIRE.  
GROW.**





## ACKNOWLEDGEMENT OF COUNTRY

Queensland Touch Football respectfully acknowledges the Traditional Owners and Custodians of the lands on which we gather, work, and play touch football across Queensland.

We honour their connection to the land, waterways, and community, and we pay our respects to their Elders past, present, and emerging. We are committed to learning from the wisdom of Aboriginal and Torres Strait Islander peoples and ensuring that our sport fosters inclusivity and respect for all cultures.



# CHAIRMAN'S REPORT



2023/24 was a pivotal year for Queensland Touch Football, one marked by both progress and transformation. From my vantage point as a board member and now Chair, I have had the privilege of witnessing first-hand the resilience and passion that defines this organisation and its broader community. Under the leadership of past Chairs and with the hard work of the QTF staff, we have continued to navigate the challenges of a post-COVID world while simultaneously positioning ourselves for future growth and success.

From 1 July, 24 Queensland Touch Football will implement the landmark membership model. Queensland Touch Football implemented the landmark "One Fee" membership model. This change is not merely administrative but reflects a broader commitment to building stronger relationships with our participants and volunteers. Our shared goal remains clear: to unite, inspire, and grow Touch Football throughout Queensland.

I extend my personal thanks to Dennis DiBartolo and Tony Bryant for their work in bringing this vision to life. It is also worth celebrating the continued growth in participation across the state. Participation in junior and adult categories saw significant increases, supported by initiatives that focus on inclusivity and community engagement.

The success of the Junior State Cup in Rockhampton and the Queensland State Cup on the Gold Coast are testaments to the hard work of everyone involved.

As we look forward, I am incredibly excited about the opportunities that lie ahead. Together, we will continue to build on our collective successes, supporting our players, volunteers, and affiliates. I want to thank the QTF board, our CEO Greg Denny, the QTF staff, and all of our volunteers for their tireless efforts this year.

I am confident that the best days for Queensland Touch Football are ahead of us, and I look forward to working with you all to make our sport even stronger.

**Mat Gilbertson**  
Chairperson,  
Queensland Touch Football

**UNITE.  
INSPIRE.  
GROW.**



# CEO'S REPORT



The end of 2023 saw outgoing QTF Chairman Troy Morgan honoured for his eight years of service. Troy's legacy to QTF is evident through the clear vision and values that continue to drive the organisation today. I would also like to acknowledge the contribution that Rohan Ballon made to the QTF board. We thank both of them for their service to the sport.

In early 2024, Mat Gilbertson was elected as the new QTF chair. Mathew is no stranger to the sport, having previously served on the Victorian, QTF and TFA Boards and more recently as long-standing Director and President of the South Queensland and Border Districts Touch Association.

In February 2024, QTF announced that an independent review was undertaken of Talent Pathways to enhance opportunities across QLD. The final report recommendations were endorsed by the QTF board in June 2024 and work has commenced on implementing the recommendations over the next strategic cycle.

A special thanks to our regions, affiliates, schools, boards, volunteers and staff, who each day work hard to ensure the future for touch football in Queensland remains prosperous. The continued success of Queensland Touch relies on ongoing collaborations across the sport.

We continue to look forward to working with our stakeholders, as we strive to live our Shared Values – these being Forward Thinking, Stronger Together, Passionately Proud, Leading with Humility and Fostering Fun.

**Greg Denny**  
CEO,  
Queensland Touch Football

Throughout 23/24, Queensland Touch Football continued to Unite, Inspire and Grow with junior participation increasing over 10% for the third consecutive year.

Pleasingly, we have seen junior growth across all six of our regions.

Adult participation has also increased, which is rewarding given our focus on re-establishing competitions after COVID related disruptions.

The relocation of the Junior State Cup to Rockhampton was a success! Many thanks to Rockhampton Council for their unwavering dedication to what is QTF's signature event. QTF is looking forward to partnering with Rockhampton Council for the Junior State Cup, hosted bi-annually, from 2023 – 2031.

In August of 2023, the School Sport Australia National Touch Championships were held in Darwin where Queensland Schools performed well clinching 12 Boys & Girls and 15 Boys Titles. Queensland regional teams also dominated the 2023 Youth Championships, with SQ Sharks named Champion Entity and Queensland Schools 18 boys & girls team winning back-to-back titles.

# STRATEGIC PLAN OVERVIEW

Queensland Touch Football's strategic vision is encapsulated in our commitment to *Unite, Inspire, Grow*. This framework not only serves as a guiding principle for our work but reflects the values that underpin everything we do.

## OUR SHARED VALUES

- Forward Thinking
- Stronger Together
- Leading with Humility
- Passionately Proud
- Fostering Fun

**UNITE.  
INSPIRE.  
GROW.**



# 2023/24 PARTICIPATION HIGHLIGHTS

*Total participation in Queensland increased by 3% across all Participation Categories*

*Junior participation increased by 13% and Adult participation increased by 6%.*

*Combined School and Junior participation increased by 4.5%, reflecting our focus on juniors and schools.*

*Event participation increased by 3.5% with affiliate, regional and school events at all-time highs.*

*Junior team numbers increased by 323 teams and Senior teams increased by 91 teams.*

**UNITE.  
INSPIRE.  
GROW.**



# STRATEGY HIGHLIGHTS

*QTF 45th Anniversary Celebrations*

*Launch of Talking Touch E-News #1 (April 24)*

*Talent Pathways Review Undertaken*

*Successful Women and Girls Grant (\$25K)*

*Women Leaders In Touch Program Launched*

*Successfully secured Active Industry Project Super Fund - Talent Pathways Grant*

*Premier City Touch Rebrand and Digital Integration (web and socials)*

*New QTF Board Members & Chair*



# PILLARS OF SUCCESS

## MARKETING AND COMMUNICATIONS

- Launched our newsletter, Talking Touch, which shares stories of touch football across the community
- Developed an event social media strategy that aims to capitalise on the growth of interest in our events
- Increased total number of viewership numbers, and hours watched, across a key event Junior State Cup and QLD State Cup

## COMMERCIAL ASSETS

- Rebranded the Premier City Touch competition with new brand logo, identity, website and social media channels
- New brand look and feel was established with collateral at all venues
- Increased digital metrics for competition

## PROGRAMS

- For Q Youth Academy, increased JETS referees from 12 to 18
- Inclusion of Coach & Player Mentors (Chris Loth, Drumayne Dayberg-Muir & Emily Ward)

## EVENTS

- Define the purpose of QTF major events to clearly understand our Why? that drives our planning, promotion and delivering of events.
- Junior State Cup: Our purpose is to Develop a Love of Touch Football for Life.
- QLD State Cup: Our purpose is to Celebrate all things Touch Football has to offer.
- Redesigned budget process to ensure greater focus on Affiliates and participant experience

## SPORT DEVELOPMENT

- QTF Development staff completed Health Checks with 85% of Affiliates completed.
- Affiliate footprint increased to 77 across Queensland with new affiliates including Dysart, Callide Valley Juniors and Miles
- Continued to foster Qld Representative School Sport relationship providing Coach Developer program for school teachers at district & regional events; supported Student Referee opportunities and providing coach support for Queensland Schools representative teams.
- Membership from 1 July 2023 was well received

## PERFORMANCE PATHWAYS

- Undertook a comprehensive Talent Pathways Review identifying systems and processes that can further enhance the game in Queensland

## BUSINESS SUPPORT

- Partnered with CPR Group to deliver a series of affiliate education webinars to build and strengthen the capability of our volunteers and staff.
- Successful in attaining Qld Govt Women and Girls Grant to deliver 2nd year of the Women in Touch Leadership program to support 14 female stakeholders to advance their leadership capabilities.

## FINANCE

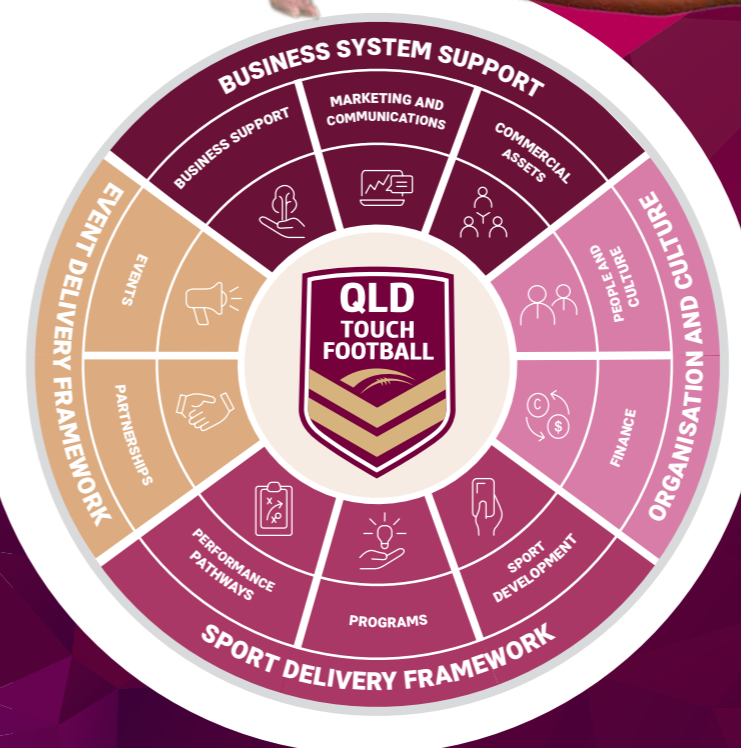
- Improved Department/Event budgeting and financial accountability to support across all business units.
- Maintained a strong balance sheet, while investing in the sport

## PARTNERSHIPS

- Launched new partnerships with Guzman Y Gomez and My Health for Life
- Invested in additional partnership resourcing leading to increased partnership revenues
- Increased attendance at key events, ensuring a positive experience for all

## PEOPLE AND CULTURE

- Implemented Employment Hero as a universal people management tool to foster career development and a positive culture for all QTF staff



Strategic Pillars



# ORGANISATION & CULTURE

Queensland Touch Football remains committed to fostering a culture of collaboration, inclusivity, and excellence. Our organisation is built on the strength of our Board of Directors, staff, volunteers, and regional affiliates, all of whom play a crucial role in driving the growth of touch football.

## BOARD OF DIRECTORS



**Troy Morgan**  
Chairperson / Director  
Meetings attended 1/2  
(Term ended AGM Dec 2023)



**Mat Gilbertson**  
Chairperson / Director  
Meetings attended 3/3  
(Elected AGM Dec 2023)



**Dennis DiBartolo**  
Finance / Director  
Meetings attended 5/5  
(Re-elected AGM Dec 2023)



**Lily Quinlivan**  
Director  
Meetings Attended 4/5  
(Elected AGM Dec 2023)



**Rohan Ballon**  
Director  
Meetings attended 2/3



**Terani Inoke**  
Director  
Meetings attended 4/5



**Dave Zanette**  
Director  
Meetings attended 5/5



**Mark Cecil**  
Director  
Meetings attended 3/3  
(Elected AGM Dec 2023)



**Adam Page**  
Director  
Meetings attended 4/5  
(Re-elected AGM Dec 2023)

# LIFE MEMBERS

Life Membership is the highest honour that can be bestowed on a member, who has rendered distinguished or special service touch football Queensland and deserves nomination for QTA Life Membership.



**Paul Eggers**  
Life Member Since 1986



**Russell Mowles**  
Life Member Since 1986



**Barry Doyle**  
Life Member Since 1987



**Bill Pierce**  
Life Member Since 1987



**Peter McNeven**  
Life Member Since 1992



**Ray Eustace**  
Life Member Since 1992



**Richard Munro**  
Life Member Since 1993



**Bill Ker**  
Life Member Since 1996



**Alan Satchell**  
Life Member Since 2000



**Pat Carroll**  
Life Member Since 2010



**David Field**  
Life Member since 2023

The Board Continues to Play an Integral Role in providing leadership and ensuring ongoing success of Queensland Touch Football



# QTF STAFF

Queensland Touch Football's success is driven by a dedicated team of professionals who oversee the delivery of programs, events, and initiatives across the state.

**GREG DENNY**  
CHIEF EXECUTIVE OFFICER

**TONY BRYANT**  
BUSINESS AND FINANCE MANAGER

**JANE SADLER**  
FINANCE AND HR COORDINATOR

**KATIE GEIGER**  
GAME DEVELOPMENT COORDINATOR/MANAGER

**SAM HEATH**  
SPORT OPERATIONS MANAGER

**RACHAEL HARPUR**  
MARKETING COMMUNICATIONS MANAGER  
Maternity leave commenced 15/07/24

**ANDREW BARRETT**  
MARKETING COMMUNICATIONS MANAGER

**TARYN COLES**  
MARKETING COORDINATOR

**DAVID STOKES**  
EVENTS MANAGER (from 10 June 2024)

**LAUREN AVSEC**  
EVENTS AND PROJECTS COORDINATOR

**MIA CAPUTO**  
PROGRAMS AND ADMINISTRATION COORDINATOR

**RACHAEL STACEY**  
MANAGER, COMMERCIAL EVENTS AND STRATEGY  
Returned from maternity leave on 13/05/24

**PETER SHALLCROSS**  
COMPETITIONS MANAGER, PREMIER AND CITY TOUCH

**JASMYN MURPHY**  
COMPETITIONS AND ENGAGEMENT COORDINATOR,  
PREMIER AND CITY TOUCH

**DARREN QUINLAN**  
REFEREE DEVELOPMENT OFFICER, PREMIER AND CITY TOUCH

**STEPHEN SWAN**  
AFFILIATE SERVICES MANAGER, BRISBANE TOUCH FOOTBALL

**MITCH HENNINGSSEN**  
PROGRAMS AND ADMINISTRATION COORDINATOR (CASUAL)

**LEE ROSSOW**  
SERVICES AND PROGRAMS MANAGER, SOUTH QUEENSLAND

**CHARLIE GRIFFITHS**  
EVENTS MANAGER

**SAM MCMANUS**  
PARTNERSHIP MANAGER (Maternity leave until 16/05/24)

**JAYDEN BENBOW**  
GAME DEVELOPMENT OFFICER, CENTRAL QUEENSLAND

**CANDICE HIGGINS**  
GAME DEVELOPMENT OFFICER, WIDE BAY AND CENTRAL

**DAN SARMIENTO**  
GAME DEVELOPMENT OFFICER, SUNSHINE COAST,  
FRASER AND BURNETT DISTRICTS  
(RETURNED FROM MATERNITY LEAVE ON 13/05/24)

**JETT SMITH**  
GAME DEVELOPMENT OFFICER, SOUTH QUEENSLAND

**BRENDAN TAYLOR**  
GAME DEVELOPMENT OFFICER, SOUTH QUEENSLAND

**RHYS BEVAN**  
GAME DEVELOPMENT OFFICER, NORTH QUEENSLAND

**RILEY MADDEN**  
GAME DEVELOPMENT OFFICER, BRISBANE

**LUKE GIACCA**  
PROGRAMS AND ADMINISTRATION COORDINATOR  
(until 11/02/24)

**MIA JESSON**  
EVENTS COORDINATOR (UNTIL SEPTEMBER 2023)



UNITE.  
INSPIRE.  
GROW.




# 2023/24 HIGHLIGHTS


This year has been defined by growth and achievement, both in participation and in the successful delivery of major events.

## PARTICIPATION GROWTH

3%   
**TOTAL PARTICIPATION ACROSS QUEENSLAND INCREASED**

JUNIOR PARTICIPATION ROSE BY 13% 

reflecting a strong focus on school programs and junior competitions.

ADULT PARTICIPATION GREW BY 6% 

contributing to a total of 35,070 adult participants.

## TEAM GROWTH

323  JUNIOR TEAMS INCREASED



91  SENIOR TEAMS INCREASED



further expanding opportunities for adult engagement.

## EVENT GROWTH

OVERALL EVENT PARTICIPATION INCREASED BY

3.5% 

with affiliate, regional, and school events at an all-time high.



Junior State Cup and Queensland State Cup drew record attendance and participation.

# PARTICIPATION GLOSSARY

## FULL ACTIVE MEMBERSHIP – ADULT AND JUNIOR

Members who have access to the full range of program and services offered by the organisation or their affiliated club or association, as a participant, coach or official.

## PROGRAM PARTICIPANTS

Members/participants who have access to a limited range of programs and services offered by the organisation or their affiliated club or association as a participant.

## EVENT PARTICIPANTS

Participants who pay a fee per event to participate in the activity and receive limited other services from the organisation. This type of participant pays no formal membership fee and may not have access to programs and services of the state organisation.

## SCHOOL DELIVERED PROGRAMS

Participants involved in regular competitions, programs or championships events organised by national or state organisations and may be conducted at a school facility. These include fee for service or free of charge services.

## SCHOOL MANAGED COMPETITIONS

Participants involved in events, competitions or programs organised primarily by schools that are not directly organised by the national or state organisation, instead informal or formal agreements may exist and be supported by the affiliated structure.

## ACCREDITED VOLUNTEER PARTICIPANTS

Participants who participate in recognised sport education courses that receive formal accreditation.

UNITE.  
INSPIRE.  
GROW.



# ADULT PARTICIPATION



ADULT TEAMS  
**18.9**   
INCREASE



ADULT TEAMS  
**15.7**   
INCREASE

# JUNIOR PARTICIPATION



ADULT TEAMS  
**58.9**   
INCREASE



ADULT TEAMS  
**13.1**   
INCREASE



ADULT TEAMS  
**2.9**   
INCREASE



**61%**  
MALE



**39%**  
FEMALE



ADULT TEAMS  
**6.2**   
INCREASE



**45%**  
MALE



**55%**  
FEMALE

## SENIOR TEAMS AFFILIATION

REGION	S2 2022	S1 2023	2022-23 TOTAL	S2 2023	S1 2024	2023-24 TOTAL	VARIANCE	%
Brisbane	320	234	554	315	236	551	4	0.7%
Central Qld	241	224	465	206	208	414	(11)	-2.6%
North Qld	349	416	765	342	408	750	(84)	-10.1%
South Qld	319	286	605	363	339	702	95	15.7%
South West Qld	142	160	302	126	233	359	57	18.9%
Sunshine Coast	297	295	592	295	304	599	17	2.9%
Premier City Touch	288	188	476	279	196	475	(60)	-11.2%
<b>Total</b>	<b>1,956</b>	<b>1,803</b>	<b>3,759</b>	<b>1,926</b>	<b>1,924</b>	<b>3,850</b>	<b>18</b>	<b>0.5%</b>

## JUNIOR TEAMS AFFILIATION


REGION	S2 2022	S1 2023	2022-23 TOTAL	S2 2023	S1 2024	2023-24 TOTAL	VARIANCE	%
Brisbane	557	381	938	603	393	996	58	6.2%
Central Qld	351	167	518	361	159	520	2	0.4%
North Qld	330	59	389	357	50	407	18	4.6%
South Qld	464	393	857	525	444	969	112	13.1%
South West Qld	306	64	370	305	82	387	17	4.6%
Sunshine Coast	128	69	197	179	134	313	116	58.9%
<b>Total</b>	<b>2,136</b>	<b>1,133</b>	<b>3,269</b>	<b>2,330</b>	<b>1,262</b>	<b>3,592</b>	<b>323</b>	<b>9.9%</b>

# SPORT DEVELOPMENT & PROGRAMS

In 2023/24, Queensland Touch Football saw unprecedented growth in junior and school participation, with new programs aimed at increasing grassroots engagement. Our sport development efforts have focused on delivering high-quality experiences for players, coaches, and referees.

## JUNIOR PARTICIPATION

**45,532**  
FULL ACTIVE  
MEMBERSHIP   
**13%** increase year on year.

**3,592**   
TOTAL  
JUNIOR TEAMS

JUNIOR TEAMS  
**9.9%**   
INCREASE

PARTICIPATION CATEGORY	2019-20	2020-21	2021-22	2022-23	2023-24	% VARIANCE YOY
1. Full Active Member - Adult	32,652	34,618	35,936	32,889	35,070	6.6%
2. Full Active Member - Junior	33,345	33,165	36,802	40,291	45,532	13.0%
3. Program Participants	5,171	7,995	7,243	10,774	8,342	-22.6%
4. Event Participants	17,032	15,951	20,290	25,406	26,297	3.5%
5. School Delivered Programs	20,152	23,962	20,639	25,492	26,001	2.0%
6. School Managed Competitions	9,086	13,214	16,097	43,233	42,767	-1.1%
7. Accredited Volunteer Participants	775	1,491	1,098	1,304	1,279	-1.9%
<b>TOTAL PARTICIPATION</b>	<b>118,213</b>	<b>130,396</b>	<b>138,105</b>	<b>179,389</b>	<b>185,288</b>	<b>3.3%</b>
<b>SCHOOLS AND JUNIORS</b>	<b>62,583</b>	<b>70,341</b>	<b>73,538</b>	<b>109,016</b>	<b>114,300</b>	<b>4.8%</b>

## ADULT PARTICIPATION

**35,070**  
FULL ACTIVE  
MEMBERSHIP 

**3,850**   
TOTAL  
SENIOR TEAMS

SENIOR TEAMS  
**0.5%**   
INCREASE

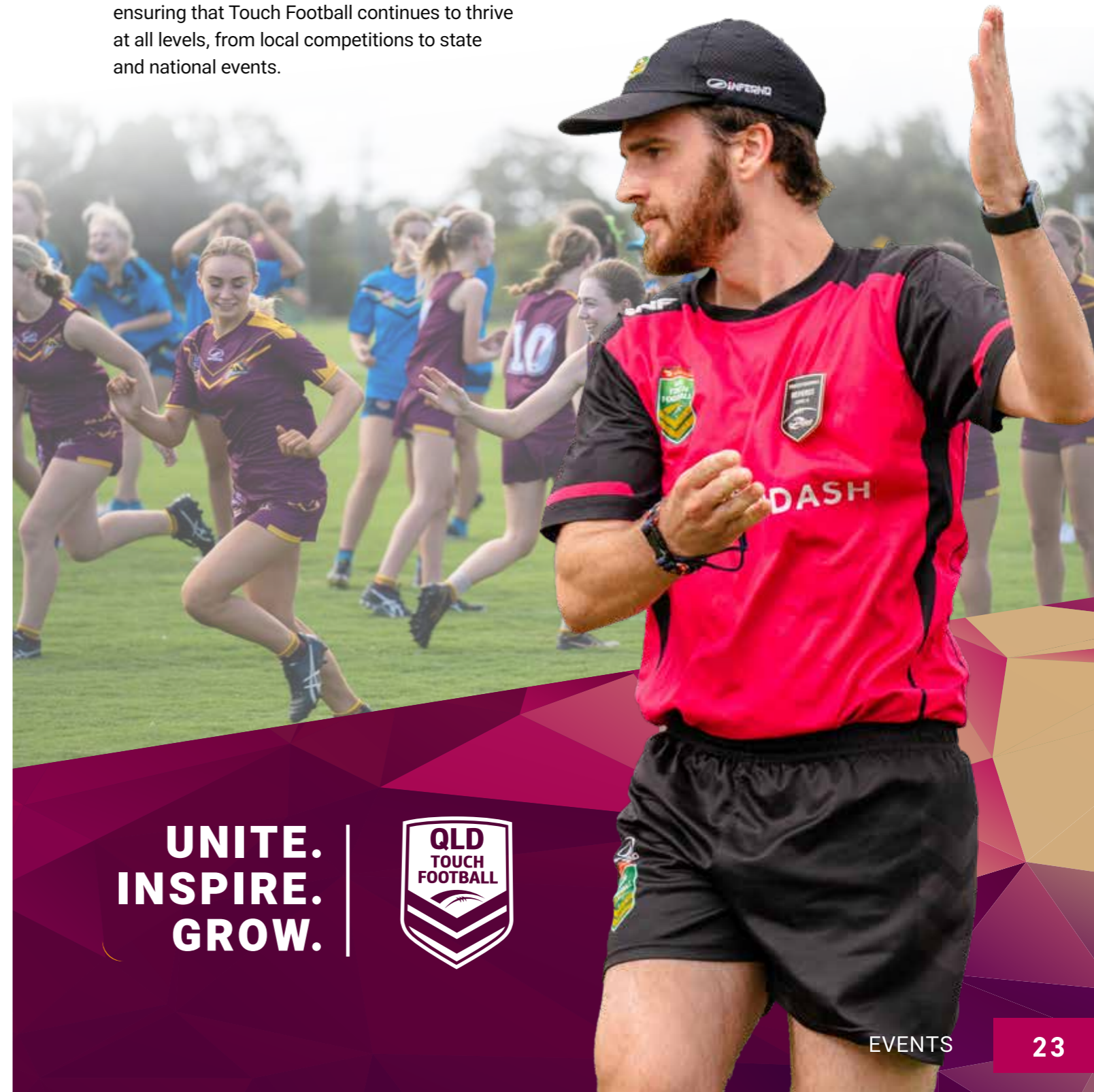
## COACH AND REFEREE DEVELOPMENT

**50**   
TOTAL  
COACHING COURSES  
DELIVERED

**262**   
PARTICIPANTS  
ATTENDED

REFEREE  
DEVELOPMENT SAW  
 **120** COURSES  
RUN  
**977** COMPLETING COURSES  
ACROSS DIFFERENT  
REGIONS.

These development efforts are critical in ensuring that Touch Football continues to thrive at all levels, from local competitions to state and national events.



UNITE.  
INSPIRE.  
GROW.



# REFEREE DEVELOPMENT

REGION	COURSES	PARTICIPANTS
Brisbane	31	252
Central QLD	8	60
North QLD	18	84
South West QLD	26	254
SQBD	16	135
Sunshine Coast	21	192
<b>BRISBANE</b>	<b>31</b>	<b>252</b>
TFA - Foundation Referee Coach	1	1
TFA - Level 1 Referee	19	234
TFA - Level 2 Referee	8	10
TFA - Level 3 Referee	3	7
TFA - Level 4 Referee		3
TFA - Level 5 Referee		2
TFA - Level 6 Referee		5
<b>CENTRAL QUEENSLAND</b>	<b>8</b>	<b>60</b>
TFA - Level 1 Referee	5	55
TFA - Level 2 Referee	2	3
TFA - Level 4 Referee	1	1
TFA - Level 6 Referee		1
<b>NORTH QUEENSLAND</b>	<b>18</b>	<b>84</b>
TFA - Foundation Referee Coach	1	3
TFA - Level 1 Referee	13	68
TFA - Level 2 Referee	2	4
TFA - Level 6 Referee	1	4
TFA - Talent Referee Coach	1	5
<b>SOUTH QUEENSLAND</b>	<b>26</b>	<b>254</b>
TFA - Foundation Referee Coach	1	3
TFA - Level 1 Referee	16	223
TFA - Level 2 Referee	8	22
TFA - Level 3 Referee	1	3
TFA - Level 4 Referee		1
TFA - Level 6 Referee		2



# REFEREE DEVELOPMENT

REGION	COURSES	PARTICIPANTS
Brisbane	31	252
Central QLD	8	60
North QLD	18	84
South West QLD	26	254
SQBD	16	135
Sunshine Coast	21	192
<b>SOUTH WEST QUEENSLAND</b>	<b>16</b>	<b>135</b>
TFA - Level 1 Referee	13	120
TFA - Level 2 Referee	2	13
TFA - Level 3 Referee	1	2
<b>SUNSHINE COAST</b>	<b>21</b>	<b>192</b>
TFA - Foundation Referee Coach	1	1
TFA - Level 1 Referee	16	174
TFA - Level 2 Referee	4	14
TFA - Level 3 Referee		1
TFA - Level 5 Referee		1
TFA - Level 6 Referee		1



**2023 QTF Awards:**

Junior Referee of the Year: Isabel Watt  
Rick Borg Referee of the Year: Campbell Muir

**2023 Junior State Cup**

Male Referee of the Championships - Campbell Muir  
Female Referee of the Championships – Zoe Genrich  
Junior Referee Encouragement – Ashton Sykes and Jamison Bush

**2023 State Cup**

Male Referee of the Championship – John Hamstra  
Female Referee of the Championship – Zoe Genrich  
Junior Referee Encouragement – Ashton Sykes and Isabell Watt

**Event Snapshot:**

2023 QTF Junior State Cup – 211 Referees  
2023 QTF State Cup - 177 Referees  
2023 NYC – 84 Referees  
2024 NTL – 67 Referees

**2023 NYC**

Referee Referees Award – Campbell Muir  
Female Referee of the Tournament – Zoe Genrich  
Junior Female Referee of the Tournament – Sarah Butwell

**2024 National Championships**

Referee Referees Award – Fiona Quinn  
Leading Senior Female – Linda Buchannan

In recognition of service, dedication and commitment to the referee arm the following TFA Service Awards were presented at the 2024 National Championships:

- **Jordan Randle – 10 years**
- **Tim Steinhardt – 10 years**
- **Matt Lavery – 15 years**
- **Paul Sullivan – 15 years**

# COACH COURSES AND PARTICIPANTS

REGION	COURSES	PARTICIPANTS
<b>Brisbane</b>	10	69
<b>Central QLD</b>	8	30
<b>North QLD</b>	13	77
<b>South West QLD</b>	8	23
<b>SQBD</b>	4	33
<b>SCFBD</b>	7	30
<b>Grand Total</b>	<b>50</b>	<b>262</b>

**COACH COURSES (BY REGION/LEVEL)**

<b>BRISBANE</b>	<b>10</b>	<b>69</b>
TFA - Foundation Coach	8	51
TFA - Talent Coach	2	18
<b>CENTRAL QUEENSLAND</b>	<b>8</b>	<b>30</b>
TFA - Foundation Coach	6	29
TFA - Talent Coach	2	1
<b>NORTH QUEENSLAND</b>	<b>13</b>	<b>77</b>
TFA - Foundation Coach	10	50
TFA - Talent Coach	3	27
<b>SOUTH QUEENSLAND</b>	<b>8</b>	<b>33</b>
TFA - Foundation Coach	5	25
TFA - Talent Coach	3	8
<b>SOUTH WEST QUEENSLAND</b>	<b>4</b>	<b>23</b>
TFA - Foundation Coach	4	23
<b>SUNSHINE COAST</b>	<b>7</b>	<b>30</b>
TFA - Foundation Coach	6	26
TFA - Talent Coach	1	4



# WOMEN LEADERS IN TOUCH

Building on the program established in 2023 with the aim to encourage, support and enable females in leadership roles across the sport, the Women Leaders in Touch Football program engaged a further 14 outstanding women leaders from a variety of touch football backgrounds across Queensland in 2024. This year QTF was able to facilitate the program thanks to the Queensland State Government through the Active Women and Girls grant.

Once again facilitated by Sue Cormack, a Consultant in Leadership, Strategy & Organisational Development, the program covered topics such as leading self, working in and with teams, and courage in leadership. Sue has been conducting leadership training for Sport Australia, working with female leaders across state and national sporting organisations and as always, has brought a wealth of knowledge and assistance to our female leaders.

Supporting women who lead across a range of roles in touch football communities in Queensland is a strategic priority for QTF, with candidates being selected based on their demonstrated leadership positions in the touch football community.

- Adyn Anderson** – North Queensland Touch Football Association
- Belinda McCormack** – Palm Beach Touch Association
- Brittany Lally** – Stretton State College
- Sacha Acworth** – Palm Beach Touch Association
- Candice Higgins** – Queensland Touch Football
- Cassandra Vincitorio** – Coolum Touch Association
- Jane Sadler** – Queensland Touch Football
- Jenny Anderson** – Hounds Graceville Touch Football
- Kellie Keller** – Callide Valley Touch Association
- Lauren Avsec** – Queensland Touch Football
- Leilanie Pakoa** – UQ Rebels Touch Association
- Renee Marsh** – North Queensland Touch Football Association
- Shannon Cahill-Clark** – Kawana Touch Association
- Taryn Coles** – Queensland Touch Football

QTF thanks the Queensland State Government, and acknowledges the important role that funding such as the Active Women and Girls program has played in enabling us to continue to foster an inclusive and empowering environment for women in touch football across Queensland.



## First try - Sporting Schools

Program	6.9 % decrease
Participants	4.3 % increase
Sessions	14.7 % decrease



As an Australian Government initiative designed to help schools increase children's participation in sport and connect them with community sport opportunities, First Try Sporting Schools provides QTF with an opportunity deliver quality experiences to participants, promoting touch football in schools across Queensland.

The program had some pleasing growth in Brisbane, North Queensland and Sunshine Coast in 2023-24. Term 3 2023 saw a record 65 schools engage with the program, with QTF Field Officers connecting with 4698 participants through 808 sessions.

SQ evidence that staffing impacts program delivery

QTF thank everyone involved in the First Try Sporting Schools program, and look forward to working with Schools throughout 2024-25.

2023 – 2024 SPORTING SCHOOLS						
2023-2024 SPORTING SCHOOLS	TERM 3 2023	TERM 4 2023	TERM 1 2024	TERM 2 2024	TOTAL	VARIANCE
<b>Programs (by School)</b>	65	24	23	36	148	-6.9%
<b>Sessions (by School)</b>	808	254	166	304	1536	4.3%
<b>Participants (by Program)</b>	4698	2072	1750	1883	10403	-14.7%

SPORTING SCHOOLS - SCHOOLS BY REGION						
REGION	T3 2023	T4 2023	T1 2024	T2 2024	REGION TOTAL	% PER REGION
<b>Brisbane Region</b>	13	7	9	12	41	27.4%
<b>Central Queensland</b>	13	2	3	5	23	15.5%
<b>North Queensland</b>	11	5	4	1	21	14.2%
<b>South Queensland</b>	9	2	2	5	18	12.2%
<b>South West Queensland</b>	14	4	3	9	30	20.3%
<b>Sunshine Coast</b>	5	4	2	4	15	10.1%
<b>QUEENSLAND TOTAL</b>	64	24	23	35	146	100.0%

# EVENTS

Queensland Touch Football's event calendar was filled with highlights, bringing together communities from across the state to celebrate and compete in the sport.



## JUNIOR STATE CUP



**Date:** 6-8 July 2023  
**Location:** Cyril Connell Fields

## QUEENSLAND STATE CUP



**Date:** December 2023  
**Location:** Gold Coast

**2600+**  
COMPETITORS

**209**  
TEAMS

**211**  
REFEREES

**10,000+**  
DAILY ATTENDEES

**26**  
AFFILIATES

**513**  
COACHES & MANAGERS

**45%**  
MALE

**55%**  
FEMALE

**1,825**  
COMPETITORS

**128**  
TEAMS

**181**  
REFEREES

**3,000+**  
SPECTATORS

**25**  
AFFILIATES

**225**  
COACHES

**11** International  
TEAMS

**67%**  
MALE

**33%**  
FEMALE



# EVENTS



## BUNDABERG CUP



**Date:** February 2024  
**Location:** Bundaberg

## QLD ALL NATIONS



**Date:** 2-3 December  
**Location:** Gold Coast

**862**  
COMPETITORS

**63**  
TEAMS

**80**  
REFEREES

**1,307**  
PLAYERS

**111**  
TEAMS

**79**  
REFEREES

**2,091**  
SPECTATORS

**59%**  
MALE

**41%**  
FEMALE

**3,155**  
SPECTATORS

**11**  
NATIONS

**64**  
COACHES

**968**  
PARTICIPANTS

**52%**  
MALE

**48%**  
FEMALE

# EVENTS

## SEQ SCHOOLS BEACH GALA DAY



**Date:** 30 November 2023  
**Location:** Gold Coast

 **400+**  
PARTICIPANT

  
**60**  
TEAMS

 **15**  
SCHOOLS

UNITE.  
INSPIRE.  
GROW.



# QTF AWARDS NIGHTS

**Date:** 27 November 2023

**Location:** RACV, Royal Pines Gold Coast

The Queensland Touch Football Awards celebrate and recognise the achievements of our volunteers, coaches, officials, administrators, organisations, teams and athletes who have contributed to Touch Football's growth, development and success.

Icons of the game took centre stage at the Awards, with over 250 attendees celebrating the achievements and exceptional contributions of the touch community throughout Queensland.

With a total of 22 awards presented throughout the evening, QTF celebrated the endless service of our touch football community.

**We congratulate and recognise our 2023 QTF Award Winners.**

## VOLUNTEER OF THE YEAR

Dave Field  
Bundaberg Touch Association

## ADMINISTRATOR OF THE YEAR

Therese Gordon  
Hounds Graceville Touch Association

## LARGE AFFILIATE OF THE YEAR

Redlands Touch Association

## SMALL/MEDIUM AFFILIATE OF THE YEAR

Bundaberg Touch Association

## OPEN MALE PLAYER OF THE YEAR

Harry Griffin  
Rockhampton

## OPEN FEMALE PLAYER OF THE YEAR

Tiarni Bryce  
UQ Rebels

## ACKNOWLEDGEMENT OF SERVICE

Troy Morgan

## QTF SERVICE AWARD

Scott MacAllister

## ELITE COACH OF THE YEAR

Renee Murphy

## EMERGING AFFILIATE COACH OF THE YEAR

Gary Benbow  
Rockhampton

## JUNIOR AFFILIATE COACH OF THE YEAR

Troy Skinner  
Gold Coast

## REPRESENTATIVE TEAM OF THE YEAR

CQ Bulls Open Men

## REPRESENTATIVE TEAM OF THE YEAR

CQ Bulls Open Men

## JUNIOR REFEREE OF THE YEAR

Isabel Watt  
Gladstone Junior Touch

## JUNIOR REPRESENTATIVE OF THE YEAR

SQBD Sharks 16 Girls

## SENIOR MALE PLAYER OF THE YEAR

Leon Skinner  
Gold Coast

## INCLUSION IN TOUCH FOOTBALL

Youth In Touch  
Bundaberg Touch Association

## COMMUNITY PROGRAM OF THE YEAR

CQ Country Cup  
Callide Valley Touch Association

## SENIOR FEMALE PLAYER OF THE YEAR

Jenna Rowsell  
BMTA

## TOUCH FOOTBALL SCHOOL OF THE YEAR

Beenleigh State High School

## JUNIOR FEMALE TEAM OF THE YEAR

Rhani Hagan  
BMTA

## JUNIOR MALE PLAYER OF THE YEAR

Blaise Prendergast  
Toowoomba

## RICK BORG REFEREE OF THE YEAR

Campbell Muir  
BMTA



Queensland Touch Football  
**AWARDS**

UNITE.  
INSPIRE.  
GROW.



# QUEENSLAND SCHOOL REPRESENTATIVES

Congratulations to the regional school teams, players, coaches, support, referees, champions and runners up

## 2024 QUEENSLAND REPRESENTATIVE SCHOOL SPORT - TOUCH FOOTBALL STATE CHAMPIONSHIPS

The 2024 Queensland Representative School Sport Touch Football Championships were held in June 2024 with 10-12 years hosted by Capricornia at the Rockhampton Touch (6-9 June 2024) and 13-15 years and 16-18 years hosted by Metropolitan East at Brisbane Metro Touch Association (13-16 June 2024).

### CONGRATULATIONS TO ALL QUEENSLANDERS WHO REPRESENTED SCHOOLS

#### QRSS 10-12 Boys

**Grand Final - South Coast (4) def Northern (2)**

Gold - South Coast  
Silver - Northern  
Bronze - Capricornia  
Player of the final - Coby Shaw, South Coast

#### QRSS 10-12 Girls

**Grand Final - South Coast (2) def Met East (0)**

Gold - South Coast  
Silver - Met East  
Bronze - Northern  
Player of the final - Scarlett Mariner, South Coast

#### QRSS 10 - 12 Years - Referee Awards

**Male Referee Award - Theo Rae**

**Female Referee Award - Sarah Buttwell**

## 2024 QUEENSLAND REPRESENTATIVE SCHOOL SPORT 13-15 AND 16-18 YEARS BOYS & GIRLS

#### QRSS 13-15 Boys

**Grand Final - South Coast (10) def Met East (7)**

Gold - South Coast  
Silver - Met East  
Bronze - Darling Downs  
Player of the final - Cruz Cruickshank, South Coast  
Player of the Championship - Isaac Richter, Met West

#### QRSS 16-18 Girls

**Grand Final - South Coast (6) def Met East (5)**

Gold - South Coast  
Silver - Met East  
Bronze - Capricornia  
Player of the final - Isabella Narain  
Player of the Championship - Chloe Pallisier

#### QRSS 13-15 Girls

**Grand Final - Met East (8) def , Capricornia (7)**

Gold - Met East  
Silver - Capricornia  
Bronze - Met West  
Player of the final - Ailish Kelly, Met East  
Player of the Championship - Taylor Vandeborn, Met East

#### QRSS 13-15 and 16-18 Years - Referee Awards

**Male Referee Award - Timothy Rae**

**Female Referee Award - Isabella Watt**

## 2023 SCHOOL SPORT AUSTRALIA NATIONAL TOUCH FOOTBALL CHAMPIONSHIPS

School Sport Australia (SSA) host the 2023 National Touch Football Championships in Monday, August 14 to Friday, August 18 at the Territory Rugby League Stadium in Darwin.

#### New South Wales 15 Girls

(5) def Queensland 15 Girls (2)

#### Queensland 12 boys

(3) def New South Wales (2)

#### Queensland 12 Girls

(4) def new South Wales (1)

#### Queensland 15 Boys

(14) def western Australia (2)

#### Queensland 15 Girls

(23) def south Australia (2)

#### Queensland 12 Boys

(3) def New South Wales 12 Boys (2)

#### Queensland 12 Girls

(4) def New South Wales 12 Girls (1)

#### Queensland 15 Boys

(7) def New South Wales 15 Boys (5)

# PREMIER CITY TOUCH



## TEAM NUMBERS:

COMPETITION	TEAMS
PREMIER SPRING 2023	85
CITY SUMMER 2023/24	127
PREMIER SUMMER 2023/24	67
PREMIER AUTUMN 2024	78
CITY WINTER 2024	114
<b>TOTAL</b>	<b>471</b>



**212,463 REACH**  
Facebook Followers: 6,334

**57% INCREASE**



**71,651 REACH**  
Instagram Followers: 1,754

**53% INCREASE**

**Registrations** Total PCT - 4245 Player Registrations

**Referees:** Referee Coverage - 89% Dual/Triple rate (2 or more referees per game)

In 2023/24, Premier and City Touch (PCT) facilitated 26 Competitions across 10 different venues. To ensure success, the PCT team consisted of 14 Venue Organisers and over 120 referees within this period.

Premier Touch and City Touch Brands experienced growth in 2023/24 with a focus on reaching new audiences. The PCT Combined reach had a 227% growth on Facebook and a 341% increase on Instagram on the previous financial period.

Premier Touch initiated a new Northside competition in Nudgee. The good participation numbers for the initial season illustrated the demand for touch football in the local community. City Touch competitions saw an overall growth in team numbers, while Premier Touch saw a slight decline.

2023/24 was an excellent year for referee development thanks largely to the PCT Referee Development Officer, Darren Quinlan. PCT officials achieved 17 refereeing upgrades throughout the year, including 3 elite badges attained at national tournaments. PCT referee representation at state and national events also increased significantly this year. Officials obtained extensive development and experience, that they brought back and applied at competitions to enhance the PCT experience.

Starting in August 2023, PCT shifted focus onto the Cas Cup and PCT brands. A new Cas Cup logo, website and brand was launched in November 2023, illustrating the long-term commitment to this event. Resources were then focused into the amalgamation of the PT and CT brands, investing into a unified Premier City Touch Brand. Finalisation of this brand merger will extend into the following financial year.

**PETER SHALLCROSS,**  
PCT COMPETITION MANAGER



# REGION REPORTS

## REGIONAL MEMBERS

**Region:** Brisbane  
**Author Name:** Richard O'Connor  
**Position:** Chairperson



### KEY INFORMATION

AFFILIATES	9
JUNIOR PARTICIPATION	11,602 (up from 10,407)
SENIOR PARTICIPATION	6,166 (up from 6,028)
TOTAL NUMBER OF VOLUNTEERS	Number of Coaches, Assistant Coaches & Managers: 81 (NYC & NTL)
TOTAL NUMBER OF COURSE PARTICIPANTS	Coaching Courses Participants: 78 (up from 59) Referee Courses Participants: 331 (up from 268)

### SUMMARY OF THE YEAR 2023/24

Following on from great year in 22/23 we saw an increase in our participation numbers.

Brisbane Secondary All Schools had 77 teams participate across 7 Divisions (13, 15, 18 and Girls, 13, 15, 18 Boys and 18 Mixed). Brisbane Primary All Schools had 30 teams across 3 divisions (Boys, Girls and with the return of a Mixed Division).

The National Youth Championships hosted 14 Brisbane Cobras teams across the 8 Divisions. The following teams were crowned National Champions; 14 Boys, with our 16 Girls finishing runners up. We came 2nd in overall Champion Entity.

The 2024 Inferno National Touch League Championships saw 16 Cobras teams across the 15 divisions, a huge showing in the semi-finals with 11 teams represented. The Men's 30s & Women's 40s were crowned National Champions with the Mixed Open, Women's 50s and All Abilities Tier 1 coming runners-up. With another 4 of our teams finishing 3rd. Brisbane Touch Football were 4th in the Golden Boot out of 29 Entities.

We also had several changes to the board with Corey Nolan (Brisbane Metropolitan Touch) stepping down and Michael Saxby (Brisbane Metropolitan Touch) stepping in. South Pine Touch replaced Conor Orlowski with Keiran Trenerry. Carla Clayton was renominated as an independent and duly elected. Richard O'Connor (Redcliffe) Melissa Lonergan was subsequently re-elected as President.

Brisbane based affiliates featured heavily in the winners list from the QTF Volunteer Awards that were held in November 2023. The List of award winners from the Brisbane region include:

#### Administrator of the Year –

- **Therese Gordon** -Hounds Graceville Touch Association

#### Open Female Player of the Year

- Tiarni Bryce – UQ Rebels

#### Senior Female Player of the Year

- Jenna Rowsell – BMTA

#### Junior Female Player of the Year

- Rhani Hagan – BMTA

#### Rick Borg Referee of the Year

- Campbell Muir – BMTA

With the success of the 2023 Women Leaders in Touch Program, the program was re-run in 2024. The 7-week Women Leaders in Touch program required participants to invest time in a full day workshop followed by 6 weekly sessions and to commit to learning, growth and self-reflection. Expertly facilitated by Sue McCormack topics covered included governance, conversations worth having, emotional intelligence, pathways to influence, team and capacity building, project logic, implementation and monitoring.

The following representatives from the Brisbane region successfully completed the program

**Brittany Lally    Jenny Anderson    Leilanie Pakoa**

Brisbane Touch Football would like to acknowledge our affiliate volunteers for their continuous efforts and support given to touch football.

We had several of our affiliates attend the QTF Affiliates Conference during the Festival of Touch festivities and we also had several Brisbane Schools attend the Sports Performance Conference at the end of 2023.



# REGION REPORTS



**Region:** SQBD  
**Author Name:** Mathew Gilbertson  
**Position:** SQBD President

## KEY INFORMATION

<b>AFFILIATES</b>	11
<b>JUNIOR PARTICIPATION</b>	1,147
<b>SENIOR PARTICIPATION</b>	571
<b>TOTAL NUMBER OF COURSES</b>	32
	Coaching Courses/Participants: 77 Referee Courses/Participants: 346

## SUMMARY OF THE YEAR 2023/24

This past 12-months has seen incredible growth in junior participation in touch football across South Queensland. SQBD is seeing this in both affiliated participation as well as in program participation. One large factor in this is the expansion of our sport throughout the Logan area. The amazing work of our affiliates is another major factor in this result, with new peaks for junior participation at Redlands and Palm Beach touch a couple of the highlights. Our SQBD staff in Lee Rossow and Jett Smith have led the way in Referee, Coach, Referee Coach and Program development. The expansion of school events to ensure a clearer pathway for youth members has contributed greatly to this. We thank Lee Rossow for his innovation and dedication in this area in particular.

The SQBD All Schools this year reached a record 144 teams. This coupled with near record sized SQBD Tri-Series events and peak numbers in the Schools Cups, is testament that our region is offering more opportunities for participation and development than ever before. We would like to thank schools for their involvement in our events and strongly encourage them to continue to utilise the connections made with our staff and each other to engage even more strongly in 2025.

The Festival of Touch returned to the Gold Coast for another year, featuring Queensland State Cup, the SEQ Schools Beach Gala Day and

Queensland All Nations. The last two are events run collaboratively by SQBD and QTF staff which saw 51 and 113 teams respectively. We would like to thank schools for their involvement in this fun day and acknowledge the work of Nation Leaders in working with us to ensure the event proceeding despite the weather.

So that we can support the growth within our sport, our Region Director of Referees, Lee Rossow, has continued to plan and facilitate materials and sessions within the referee space with development programs: One Step Ahead (OSA), MAKOs (Junior Referee Development Program for Talent referees) and Mini MAKOs (Junior Referee Development Program for playing referees and Foundation referees). We would like to acknowledge the efforts of Levi Yeaman, Region Junior Referee Development Support Officer and Matt Lavery, Sports Performance Panel Member – Referees, in volunteering their time to provide quality support to referees across the region. Of course, we extend that acknowledgement to all of our Referees Coaches and Referees in the SQBD region. Without your effort, we could not have delivered the results we have as a collective.

Through our player and coach pathways, we have offered Women in Touch programs; Touch Football Specialised programs; Under 6 activation programs; a range of Academy Programs,

including: Q Discovery, Q Development and Q Performance. The collaboration between affiliates, staff, and volunteers is why these programs have been successfully delivered. We really appreciate the work that our volunteers and staff in both the region and affiliates churn through. The work you do helps deliver positive experiences for our communities.

We saw consistently strong results at National level again this past year, finishing National Champions at the 2023 NYC and 2nd behind Sydney Scorpions at the 2024 NTL. Again, most Men's teams finishing divisional champions at NTLs, while most Girls' teams finished divisional champions at the 2023 NYC. Thank you to our volunteer coaches and the Sports Performance Panel for supporting coach development and working with to improve the selection process and upgrade our policies support effective TID. This work is helping us widen our perspective in the search for developing talent in the region.

Overseeing these efforts, is the SQBD Board, and I would like to highlight to you our leaders: David Parker, Leigh-Ann Wilson, Mel Smith, Russell Thompson and Scott Hogan who along with me invest so much into our communities. Thank you for your time, energy and attention. To our Affiliate Boards, administrators and volunteers, thank you for your community spirit and for sharing your love of Touch Football with your communities. Also, to our partner in Sport, QTF, the QTF Board, Greg Denny, Tony Bryant, and the team; thank you for helping us keep people playing the sport we love.

A final thank you to the Touch Football Community in SQBD that allows us to serve them. We will continue to support your participation while always looking to innovative so that we can improve your experiences further.



# REGION REPORTS

**Region:** South West Queensland

**Author Name:** Toni Notley

**Position:** President

## SUMMARY OF THE YEAR 2023/24

The 2023/24 year has been a remarkable and fulfilling period for the South West Queensland Touch Association (SWQTA) as we continue to promote and develop our sport across our vast region, encompassing approximately 400,000 square kilometers and serving eight dedicated affiliates. In January 2024, we proudly welcomed a new affiliate, Miles, into our SWQ regional family.

This year, we placed a strong emphasis on enhancing the skills of our players and coaches through a variety of development initiatives, including numerous Elite Player Clinics. Recognizing the critical role of referees in our sport, we organized multiple Level 1 and Level 2 Referee courses, alongside foundational coaching courses. Additionally, we offered a Talent course to provide members the chance to further their accreditation levels. Our SWQ Primary & Secondary All Schools events have continued to flourish, attracting 26 Primary School teams and 44 Secondary School teams. The Swans Schools Cup, introduced in 2022, grew significantly in 2024 with 54 teams participating in the six-week competition. Overall, we engaged nearly 6,000 children and 4,500 adults in affiliated competitions throughout our region this year. We also hosted foundational courses with notable participation: over 31 individuals in foundational coaching, 163 in Level 1, 18 in Level 2, and 4 in Level 3.

Despite the challenges posed by our region's geographical diversity, we take pride in our ability to navigate these obstacles. We continue to tackle issues related to distance, maintaining financially sustainable competitions, and competing in a crowded sporting landscape. The unwavering support from our volunteers has been invaluable, and we deeply appreciate their commitment.



Ensuring the sustainable growth of our affiliates and competitions remains a top priority for SWQTA, and we look forward to collaborating with our members to support grassroots initiatives in the coming years.

SWQTA was well represented at national events during 2023/24. At the National Youth Championships (NYC) held in Coffs Harbour, our teams performed admirably, with standout achievements from the 16 boys and girls who reached the Quarter Finals, ultimately finishing 7th overall in the region. While we did not advance to the finals, we were immensely proud of the five players who represented QSST in the 18 Boys division, particularly Blaise Prendergast, who received both the MVP and Player of the Series awards – an exceptional personal accomplishment. We extend our heartfelt thanks to the Coaches, Managers, parents, and players whose dedication was integral to this success.

Seven SWQ teams competed at the National Touch League (NTL), showcasing some of the strongest Open Men's and Women's teams we've assembled in recent years. Our Women's team narrowly missed a semi-final berth, losing by just one point to Renegades in the Quarterfinals. Remarkably, our Open Men's team advanced to the grand final for the first time in history, alongside our U20 Women, both finishing as runners-up to Hornets and UQ Rebels, respectively. This is a significant improvement from previous years when our Opens teams faced challenges just to reach the Quarterfinals.

In a triumph for our region, the Women's 50s and All Abilities T2 teams proudly emerged as National champions, with Luke Betts earning the player of the final award. Our Open Mixed team also put forth commendable efforts, narrowly missing

the Quarter Finals. Additionally, we fielded a second All-Abilities team competing in T2, who performed admirably.

Our players maintained a strong presence in representative competitions. Youth players and coaches participated in the Queensland Youth Academy (Titans), and several referees were invited to the Jet's Referees Program. Notably, multiple individuals from our region were selected to participate in the World Cup in Nottingham in July, across various divisions including Open Men, Women, Mixed, Men's 30s, Men's 50s, and Women's 40s. In March, SWQTA re-elected the majority of the board and welcomed new treasurer Tony Skippington during our AGM. We bid farewell to Mark Leisemann, our outgoing treasurer, expressing our sincere gratitude for his

dedication and contributions to our region. The AGM was also a platform for finalizing our new constitution and unveiling our revamped website. A key focus moving forward will be the development of a regional coaching strategy aimed at addressing the challenge of attracting quality coaches and support staff for our representative teams. Over the last two years, we have fortified our junior coaching ranks by fostering consistency and cultivating a unified, inclusive culture.

SWQTA remains committed to prioritizing coach education and support at the affiliate level, which will positively influence grassroots player development. This focus, coupled with new opportunities for player involvement in developmental activities, has led to increased engagement throughout the year.



# REGION REPORTS



**Region:** North Queensland  
**Author Name:** Renee Marsh  
**Position:** Operations Manager

## KEY INFORMATION

AFFILIATES	21
JUNIOR PARTICIPATION	416 teams
SENIOR PARTICIPATION	758 teams
TOTAL NUMBER OF VOLUNTEERS:	Administration/Other: 10 Number of Coaches: 34
TOTAL NUMBER OF COURSES	Coaching Courses/Participants: 92 participants Referee Courses/Participants: 151 participants

## SUMMARY OF THE YEAR 2023/24

### Affiliates

We are proud to have 21 active affiliates across our region, each dedicated to promoting and nurturing the sport of touch football within their communities. These affiliates play a vital role in providing opportunities for players and officials of all ages and skill levels to engage in the sport, fostering a sense of community and teamwork.

Our affiliates each supported by dedicated groups of volunteers, many of whom have been contributing their time and effort for years. Recently, we have also welcomed a number of new volunteers to different affiliate committees, these fresh faces bring new energy and perspectives, helping to share the workload and drive innovation within our sport.

### Development

Recognizing the need for a more effective approach, we have restructured our Development Officer (DO) roles. Previously, we had three part-time DOs covering the Northern, Central, and Southern areas of North Queensland. However, it became clear that this arrangement was not meeting our needs.

As a result, we have bid farewell to Maddie Crema,

Deb Mortimer, and Katie Geiger. Katie will now focus on her role as Game Development Manager with Queensland Touch Football. We extend our heartfelt thanks to Maddie, Deb, and Katie for their contributions and dedication.

Understanding the importance of this role, the NQ Board and Queensland Touch Football collaborated to create a single, full-time Development Officer position. We are pleased to announce that Rhys Bevan was appointed to this role in January 2024. Rhys brings a wealth of experience and enthusiasm, and we are confident that his full-time presence will greatly benefit our touch football community.

The North Queensland Touch Association (NQTA) has made significant strides in player and coach development by participating in the National Youth Championships (NYC). This year, NQTA took several development coaches along with 'B' sides in the 12, 14, and 16 boys and girls divisions to the championships.

This strategic move has proven to be highly successful. By exposing more coaches and players to the higher standard of play at the NYC, they have been able to bring back valuable

knowledge and enhanced skills to their affiliates and teams. This experience has contributed to raising the overall standard of play across the region, benefiting all participants and fostering a more competitive and skilled touch football community.

Unfortunately, however 2024 has seen Touch Football Australia make the decision to move NYC to Coffs Harbour and as a result of this, the NQ Board regrettably made the decision to limit the teams travelling to Coffs to just the one team in each division due to the costs involved for players and parents to travel. We will seek feedback on this before making decisions for 2025 moving forward.

### Participation

We are slowly starting to see a small increase in participation across all youth age groups again, unfortunately our Senior participation is still at a decline participation. As touched on below, this Senior area has already been identified as an area we need to focus on going forward. A summary of those teams registered in affiliate competitions is below:

YEAR	SENIOR TEAMS	JUNIOR TEAMS
2019	953	506
2021	849	409
2022	795	366
2023	758	416

Junior State Cup North saw a great increase in teams for the 2024 carnival with us having 103 teams participating as opposed to 86 in 2023. The biggest growth area being the U12 Girls and U16 Girls divisions.

NQL's was a hard one to gauge this year with Touch Football Australia changing the entry rules to include Affiliate participation. Whilst we are very supportive of our Affiliates being able to take on these opportunities, it is unfortunately at the detriment of NQ Cyclones and other players in the region.

2024 saw NQ Cyclones take away 3 teams – 50 Men, 55 Men and 65 Men. Our older men's age group continues to be our stalwarts.

NQ Board are looking at ways to try and build and develop the adult participation in and around Touch Football and will be working closely with some affiliates who host their own carnivals to help grow the participation there which will in turn hopefully develop the interest in NQ Cyclones participation. There has also been some discussion around how we can look at bringing back the NQ Open's and Senior Affiliates Cup carnival in the near future.

### NQTA Office

The office has seen quite a few changes over the last couple of years. The change in 2023 has seen Adyn Anderson come on board as the new Operations Manager replacing Yvonne Searle and more recently in 2024, Alisyn Rose as our Administrator replacing Josh Pierce. Both Yvonne and Josh continue to volunteer and assist NQ and their local affiliate. Thanks to all our affiliates and to Queensland Touch Football for your patience, advice and sharing of knowledge as both ladies have settled into their roles. It has been appreciated and once again, NQ look forward to working with you all.



# REGION REPORTS

**Region:** Central Queensland

**Author Name :** Tracy Upton, Jayden Benbow & Candice Higgins

**Position:** Game Development Officers

Central Queensland Touch Association has had another successful year at seeing growth in our junior numbers.

Once again, I would like to send a huge congratulations to all our volunteers who are on our affiliate's committees. Your time, effort, and dedication to deliver touch to our members is second to none. Our affiliates are successful because of the small number of dedicated volunteers who continually input new programs to further enhance the game of touch in CQ.

To our sponsors and partners, Swartz Constructions – A massive thankyou to Swartz who once again are our gold sponsors. Their contribution assists so many families in our region by giving them the opportunity to further grow as a player in the ranks of touch.

Movement and Improvement – Andrew Lack and Geordie Keorst – your time, professionalism and genuine help to keep our players on the field is second to none.

## Courses:

- TFA Level 1 Referee - 79 participants
- TFA Level 2 Referee – 8 participants
- TFA Foundation Coaching - 39 participants
- TFA Talent Coaching - 4 participants

We congratulate Jayden and Candice, their continued development and engaging with affiliates has to be commended. Please see an overview of their contributions this year.

We congratulate Jayden and Candice, their continued development and engaging with affiliates has to be commended.

Please see an overview of their contributions this year.



*2024 Annual Report – QTF Game Development Officers. With the year quickly coming to an end, we're excited to share with you all some big wins & success stories in 2024. We have really enjoyed working closely alongside CQ Touch & all the Affiliates, their members & families.*

*We love working towards a common goal to ensure Affiliates grow and therefore we can help strengthens the whole CQ Region. Rockhampton, Gladstone, Emerald, Cap Coast, Callide Valley, Bundaberg & Blackwater all put forward how committed they are to development by running with us some Q Academy programs.*

*These Academies had great participant numbers & when coupled with the QTF Coach Developer Program it provides really great opportunity for coaches & players to learn & upskill themselves with our support. Emerald in particular has really looked to build the skill & knowledge amongst their youth & youth coaches by hosting a Q Performance Academy and Coach Developer with Jayden earlier in the year. 34 players and 3 coaches attended, and the outcomes were felt immediately with 4 teams attending Junior State Cup North in Townsville with the U10s Girls winning their division!*

*Callide Country Cup was held again in April with 20 mixed teams from U10s - 16s. This was a two team increase from 2023. Growing & supporting rural tournaments like this is imperative to the growth of the region as a whole. Developing our smaller affiliates & supporting them enough to continue to build upon their participation and rep program year upon year. Blackwater juniors are back up and running after a long absence. So great to see. We will continue to offer support in all areas to ensure we can sustain the junior competition moving forward.*

*Bundaberg Touch Juniors are at record numbers for season 24-25 with 750 participants, and the growth will continue will all the planning ahead & development programs strategically placed by Bundaberg Touch & Candice leading into the 2025 representative season. Bundaberg Cup team numbers also had an increase from 2023 – 2024 & again was an amazing tournament with so many teams, players, officials & families enjoying the weekend. Bundaberg's 'Touch of Fun Ladies' competition launched in term 3 with 4 teams and increased to 6 teams for term 4. The ladies had such a great time playing in a competition they feel comfortable in & the growth there looks to continue also. We have both really enjoyed 2024 & love seeing the CQ Region flourish.*

*Bring on 2025.*

**Jayden Benbow & Candice Higgins**  
Game Development Officers

Central Queensland  
To our Technical Directors, David Field and Linda Paterson. Thankyou.  
To our current Board Members thank you. A lot of your work behind the scenes that you all complete keeps CQ Touch moving in a positive direction.



# REGION REPORTS



**Region:** Sunshine coast Fraser & Burnett Districts Touch  
**Author Name:** Mark Henricksen  
**Position:** President

## KEY INFORMATION

AFFILIATES	13
JUNIOR PARTICIPATION	4351
SENIOR PARTICIPATION	5177
TOTAL NUMBER OF COURSES	Coaching Courses/Participants: 6 courses with 50 participants Referee Courses/Participants: 20 courses with 280 participants

## SUMMARY OF THE YEAR 2023/24

### Events / Programs run by your region

- Secondary All Schools
- Primary All Schools

### Representative teams/events

- 8 teams to NYC (12 boys & girls, 14 boys & girls, 16 boys & girls, 18 boys & girls)
- 5 teams to NTL (WO, W20s, MO, W45s & M45s)

### Board/Life Members

- Rodney Bruce and Amanda Dwyer finished their time on the board, Pat Williams and Mark Henricksen stepped onto the board,
- Phil Gyemore and Brent Chambers stepped down from the board leaving vacant positions, these were filled at the AGM by Peta Rogerson and Renee Randall.

### Key areas of focus

- Improve the experience and level of service provided to affiliates and members
- Development and retention of players, coaches and referees
- Increased participation across region
- Increased service delivery to smaller affiliates within the region
- Greater collaboration and increase in interactions between affiliates within the region



# PARTNERS

## MAJOR PARTNERS



## OFFICIAL PARTNERS



## GOVERNMENT PARTNERS



## EVENT PARTNERS



## OFFICIAL SUPPLIERS



# FINANCIAL COMMENTARY

The financial position of QTF has remained stable throughout the year. The introduction of the National One Fee Model showed no negative impact on participant registration and the overall success of QTF. The 2023-24 results showed a profit of \$24,232.

The QTF team has remained committed to providing opportunities to our Touch Community through greater representation in regional areas. QTF funded a Talent Pathway review during the year with the outcomes to form part of the strategy in coming years.

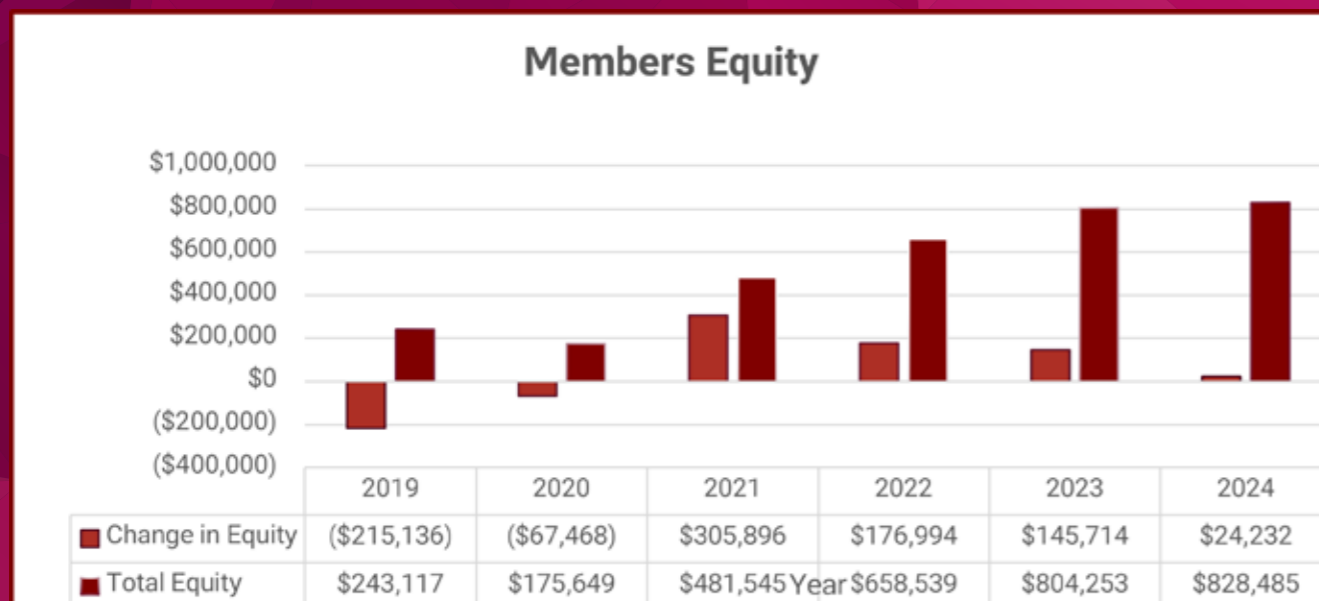
QTF continued its support for the Queensland School Sport space including representative pathways, expanding and complementing existing activities such as District School Cups and linking school participants with local affiliates.

Senior affiliation numbers saw a small increase but are still lagging behind the pre pandemic years. Junior team numbers have shown increases in every region with Sunshine Coast Fraser & Burnett and South Qld & Border Districts being the standout regions.

Participation numbers in the Premier City competitions have remained steady. A new competition was created at Nudgee Recreation Reserve, a venue with great potential for the wider Touch community. Premier City Touch continue to focus on providing quality competitions, enhanced support and development for referees, and improvements to fields and lighting.

## MEMBERS EQUITY

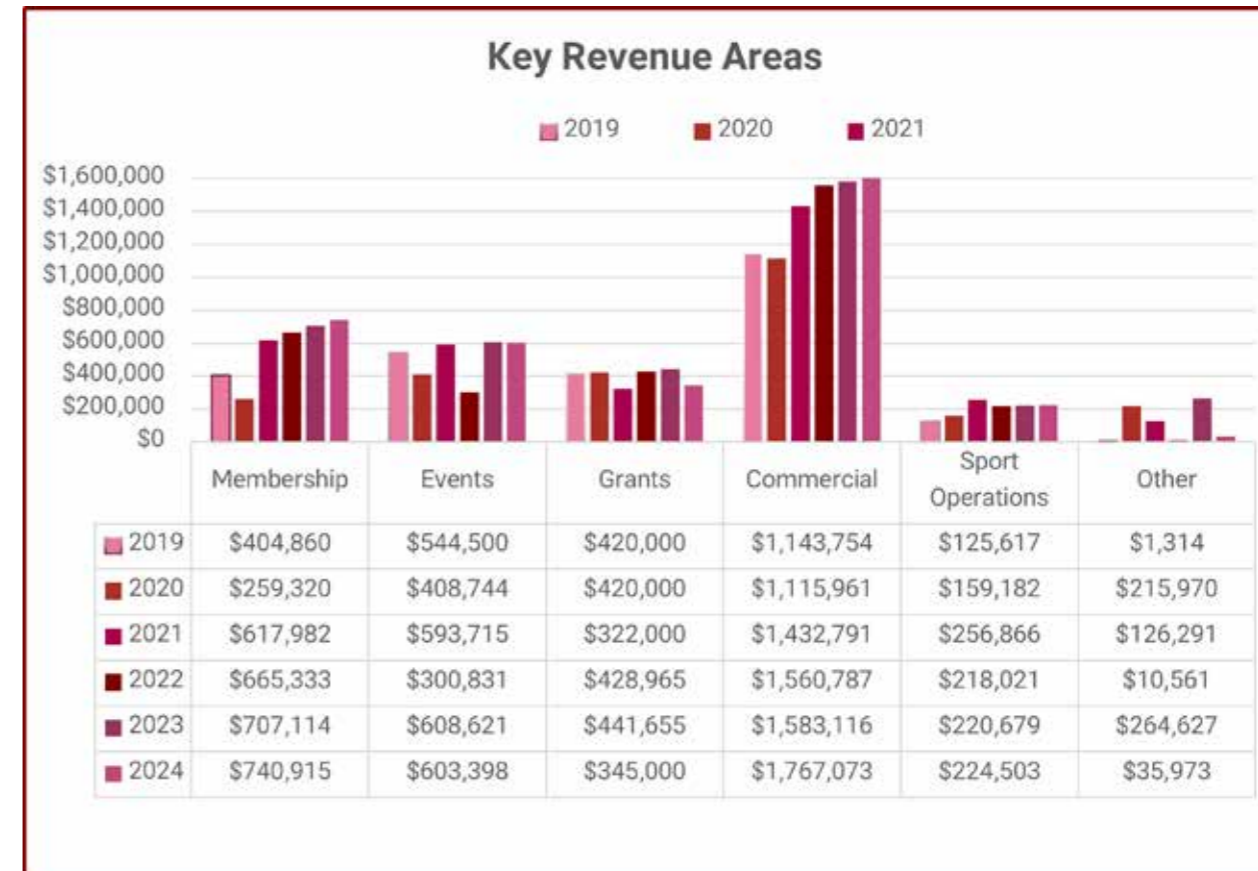
QTF was able to deliver a positive result for its members. The continual growth of overall affiliation team numbers, particularly in Juniors, had a significant positive impact as well. The regions will continue to benefit from this success with additional development resources being invested to grow and support touch football.



## REVENUE

Overall revenue for the 2023-24 year decreased by \$108,950. An analysis across the key revenue areas of the Association highlights several notable points for consideration.

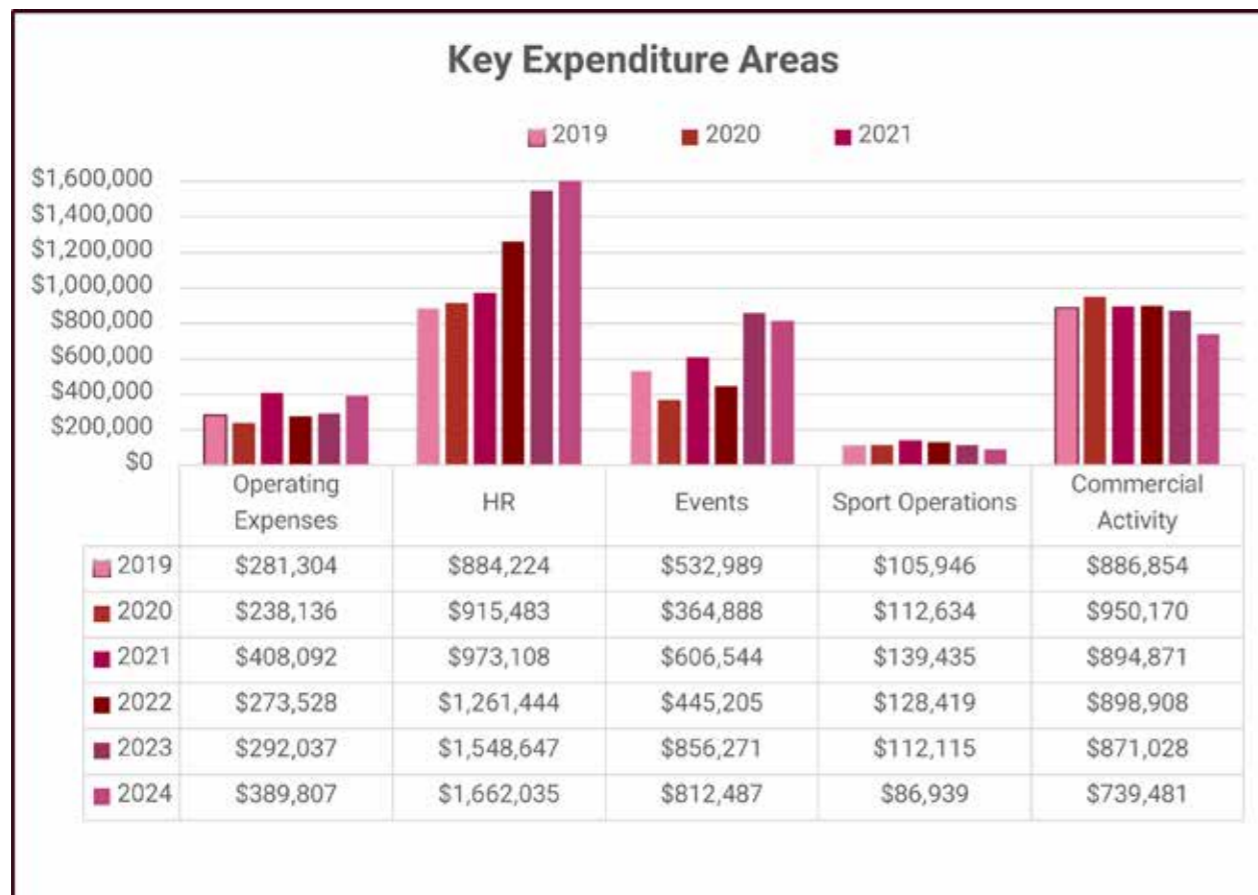
- Government grant funding was down \$96,655 due to reduced Active Industry Base Funding and the School Sport development and pathways grant not continuing this year.
- Senior competitions team numbers have had a 2.7% increase and junior teams have seen a 9.7% increase across the State compared to the 2023 financial year.
- Event income remained steady during the year with participation numbers showing a small increase, offset by other income from the events having a small reduction.
- Commercial revenue continues to grow. There was strong growth in the regional events and affiliation as well as a significant increase in sponsorship revenue. The Commercial competitions team numbers have remained steady.
- Sport Operations numbers remain positive. The Sporting Schools Program continued strong registrations. The Q Academies delivered through affiliates and schools were down, however offset by an increase in the number of delivered coach and referee courses.
- Other income was significantly lower compared to 2023, with income related to grants and insurance coverage from the rain events in that year.



## EXPENDITURE

Overall expenditure for the 2023-24 financial year increased by \$12,533. A brief analysis of the 2024 expenditure follows.

- Operating expenses includes the investment in the Talent Pathways review as well as an impairment write down of the commercial operations goodwill.
- There was a notable increase in human resources expenses for the year which related to having a full complement of developments officers being appointed to cover every region. The partnerships position was expanded to help support new and existing partnership offerings.
- Event expenses were lower than last year due to State of Origin not being run in the current year.
- Expenditure on Commercial Activity had significant savings both within the managed regions and the Premier and City Touch competition.



## FINANCIAL HEALTH AND PERFORMANCE

To further detail the current financial health and performance of the Association over the period several tables, accompanied by explanatory notes, are provided for consideration.

	2019	2020	2021	2022	2023	2024
Operating Result	-\$215,136	-\$67,468	\$305,896	\$176,994	\$145,714	\$24,231
Members Equity	\$243,117	\$175,649	\$481,545	\$658,539	\$804,253	\$828,484
Cash at Bank	\$270,424	\$63,738*	\$965,434	\$1,067,395	\$557,288	\$699,710
Trade Debtors	\$126,971	\$204,612	\$195,224	\$356,991	\$284,755	\$276,057
Trade Creditors	\$346,337	\$447,205	\$106,169	\$111,582	\$143,508	\$96,734

Table 1 - Financial Performance

\*Cash at Bank at the end of the FY 2020 reflects the Association had received no revenues for the period March – June 2020 due to COVID-19 lock downs. It is noted that Qld Government Funding due to be received on 1 October 2020 was brought forward to 1 July 2020 to assist State Sporting Organisations with the financial impact of Covid-19.

During FY 2023 \$250,000 and FY 2024 \$350,000 was moved to Term Deposits, which are not recognised as Cash at Bank.

The 2024 FY had a stable financial performance and further supported the results of the 2023 FY (as shown in Table 1). Included in Cash at Bank is registration revenue received in advance in relation to the 2024 Junior State Cup (scheduled for July 2024) as well as sponsorship and income received in advance for QLD State Cup. Trade Debtors includes event related prepayments and advanced invoicing for events.

	2020	2021	2022	2023	2024
Revenue	\$2,579,177	\$3,349,645	\$3,184,498	\$3,825,812	\$3,716,862
Expenditure	\$2,646,644	\$3,043,749	\$3,007,504	\$3,680,098	\$3,692,631
Surplus/Loss	-\$67,468	\$305,896	\$176,994	\$145,714	\$24,231
Return	-2.6%	9.1%	5.6%	3.8%	0.7%

Table 2 provides a snapshot of the growth of the Association over the past five reporting periods. Noting that 2021 onwards includes full year of financials for South QLD & Border Districts and Brisbane regions under QTF management.

QTF remains in a stable financial position and is well positioned for a successful 2024-25 and beyond.

**Tony Bryant**  
Business & Finance Manager

**Dennis DiBartolo**  
Finance Director

## TABLE OF CONTENTS

QUEENSLAND TOUCH ASSOCIATION Inc.  
ABN 32 751 852 440  
  
FINANCIAL STATEMENTS  
FOR THE 12 MONTHS ENDED 30 JUNE 2024

Directors' Report	2
Income and Expenditure Statement for the 12 Months Ended 30 June 2024	3
Assets and Liabilities Statement as at 30 June 2024	4
Notes to the Financial Statements for the 12 Months Ended 30 June 2024	5
Statement by Committee Members	11
Independent Auditor's Report	12

QUEENSLAND TOUCH ASSOCIATION Inc.  
ABN 32 751 852 440

INCOME AND EXPENDITURE STATEMENT FOR THE 12 MONTHS ENDED 30 JUNE 2024

	Notes	12 Months Ended 30 June 2024	12 Months Ended 30 June 2023
<b>Revenue:</b>			
Membership	2	740,915	707,114
Events	3	603,398	608,621
Grants	4	345,000	441,655
Commercial Activity	5	1,767,073	1,583,116
Sport Operations	6	224,503	220,679
Other Income	7	35,973	264,627
		<u>3,716,862</u>	<u>3,825,812</u>
<b>Less Expenditure:</b>			
Operating Expenses	8	389,807	292,037
Financing Expenses		1,882	-
Human Resources Expenses	9	1,662,035	1,548,647
Event Expenses	10	812,487	856,271
Sport Operations Expenses	11	86,939	112,115
Commercial Activity Expenses	12	739,481	871,028
		<u>3,692,631</u>	<u>3,680,098</u>
<b>Net Current Year Surplus/(Deficit):</b>		<u><b>24,231</b></u>	<u><b>145,714</b></u>

QUEENSLAND TOUCH ASSOCIATION Inc.  
ABN 32 751 852 440

BALANCE SHEET AS AT 30 JUNE 2024

	Notes	30 June 2024	30 June 2023
<b>ASSETS</b>			
<b>CURRENT ASSETS</b>			
Cash and Cash Equivalents	13	699,710	557,288
Trade Debtors		215,616	110,934
Accrued Revenue		6,333	12,640
Other Assets	14	660,441	423,821
<b>TOTAL CURRENT ASSETS</b>		<u>1,582,100</u>	<u>1,104,683</u>
<b>NON-CURRENT ASSETS</b>			
Property, Plant and Equipment	15	138,851	142,810
Intangibles	20	229,440	274,562
<b>TOTAL NON-CURRENT ASSETS</b>		<u>368,291</u>	<u>417,372</u>
<b>TOTAL ASSETS</b>		<u><b>1,950,391</b></u>	<u><b>1,522,055</b></u>
<b>LIABILITIES</b>			
<b>CURRENT LIABILITIES</b>			
Trade and Other Payables	16	832,213	562,521
Tax Liabilities	17	117,673	57,809
Employee Entitlements		130,796	97,472
Borrowings	18	8,741	-
<b>TOTAL CURRENT LIABILITIES</b>		<u>1,089,423</u>	<u>717,802</u>
<b>NON-CURRENT LIABILITIES</b>			
Borrowings	18	32,484	-
<b>TOTAL NON-CURRENT LIABILITIES</b>		<u>32,484</u>	<u>-</u>
<b>TOTAL LIABILITIES</b>		<u><b>1,121,907</b></u>	<u><b>717,802</b></u>
<b>NET ASSETS</b>		<u><b>828,484</b></u>	<u><b>804,253</b></u>
<b>EQUITY</b>			
Retained Earnings		804,253	658,539
Net Profit for the Year		24,231	145,714
<b>TOTAL EQUITY</b>		<u><b>828,484</b></u>	<u><b>804,253</b></u>

NOTES TO THE FINANCIAL STATEMENTS  
FOR THE 12 MONTHS ENDED 30 JUNE 2024

**NOTE 1: SUMMARY OF SIGNIFICANT ACCOUNTING POLICIES**

The financial statements are special purpose financial statements prepared in order to satisfy the financial reporting requirements of the Associations Incorporations Act of Queensland 1981. The Board has determined that the association is not a reporting entity.

The financial statements have been prepared on an accruals basis and are based on historical costs and do not take into account changing money values or, except where stated specifically, current valuations of non-current assets. The following significant accounting policies, which are consistent with the previous period unless stated otherwise, have been adopted in the preparation of these financial statements.

**(a) Property, Plant and Equipment**

Leasehold improvements and office equipment are carried at cost less, where applicable, any accumulated depreciation.

The depreciable amount of all PPE with the exception of Leasehold Improvements is depreciated over the useful lives of the assets to the association commencing from the time the asset is held ready for use.

**(b) Impairment of Assets**

At the end of each reporting period, the association reviews the carrying amounts of its tangible and intangible assets to determine whether there is any indication that those assets have been impaired. If such an indication exists, an impairment test is carried out on the asset by comparing the recoverable amount of the asset, being the higher of the asset's fair value less costs of disposal and value in use, to the asset's carrying amount. Any excess of the asset's carrying amount over its recoverable amount is recognised in the income and expenditure statement.

**(c) Employee Provisions**

Provision is made for the association's liability for employee benefits arising from services rendered by employees to the end of the reporting period. Employee provisions have been measured at the amounts expected to be paid when the liability is settled.

**(d) Provisions**

Provisions are recognised when the association has a legal or constructive obligation, as a result of past events, for which it is probable that an outflow of economic benefits will result and that outflow can be reliably measured. Provisions are measured at the best estimate of the amounts required to settle the obligation at the end of the reporting period.

**(e) Cash and Cash Equivalents**

Cash on hand includes cash on hand, deposits held at call with banks, and other short-term highly liquid investments with original maturities of three months or less.

**(f) Accounts Receivable and Other Debtors**

Accounts receivable and other debtors include amounts due from members as well as amounts receivable from donors. Receivables expected to be collected within 12 months of the end of the reporting period are classified as current assets. All other receivables are classified as non-current assets.

**(g) Revenue and Other Income**

Revenue is recognised at an amount that reflects the consideration to which the incorporated association is expected to be entitled in exchange for transferring goods or services to a customer. For each contract with a customer, the incorporated association: identifies the contract with a customer; identifies the performance obligations in the contract; determines the transaction price which takes into account estimates of variable consideration and the time value of money; allocates the transaction price to the separate performance obligations on the basis of the relative stand-alone selling price of each distinct good or service to be delivered; and recognises revenue when or as each performance obligation is satisfied in a manner that depicts the transfer to the customer of the goods or services promised.

NOTES TO THE FINANCIAL STATEMENTS  
FOR THE 12 MONTHS ENDED 30 JUNE 2024

**NOTE 1: SUMMARY OF SIGNIFICANT ACCOUNTING POLICIES (Cont'd)**

**Interest Income**

Interest revenue is recognised using the effective interest method, which for floating rate financial assets is the rate inherent in the instrument. Dividend revenue is recognised when the right to receive a dividend has been established.

**Other Income**

Other revenue is recognised when it is received or when the right to receive payment is established.

**Grant and Donation Income**

Grant revenue is recognised in profit or loss when the incorporated association satisfies the performance obligations stated within the funding agreements. If conditions are attached to the grant that must be satisfied before the association is eligible to receive the contribution, recognition of the grant as revenue will be deferred until those conditions are satisfied, which is generally at the time of receipt.

**Sponsorship Income**

Revenue from sponsorship contracts is recognised wholly within the period to which the sponsorship contract relates. Typically sponsorship contracts are tied to events.

**Event Income**

Event income is recognised when the events are performed. If fees are received in advance for events, it will be recorded as a deferred revenue amount net of the expenses and revenue in the balance sheet.

**(h) Goods and Services Tax (GST)**

Revenues, expenses and assets are recognised net of the amount of GST, except where the amount of GST incurred is not recoverable from the Australian Taxation Office (ATO). Receivables and payables are stated inclusive of the amount of GST receivable or payable. The net amount of GST recoverable from, or payable to, the ATO is included with other receivables or payables in the assets and liabilities statement.

**(i) Trade and Other Payables**

Trade and other payables represent the liability outstanding at the end of the reporting period for goods and services received by the association during the reporting period, which remain unpaid. The balance is recognised as a current liability with the amounts normally paid within 30 days of recognition of the liability.

**(j) Income Tax**

The association is exempt from income tax under the provisions of Section 50-5 of the Income Tax Assessment Act 1997.

**(k) Customer Intangibles**

Customer intangibles acquired as part of a business combination are recognised separately from goodwill. The customer intangibles are carried at their fair value at the date of acquisition less accumulated amortisation and impairment losses. Amortisation is calculated based on the timing of projected cash flows over their estimated useful lives, which currently are estimated at five years.

**(l) Goodwill**

Goodwill is not amortised but it is tested for impairment annually, or more frequently if events or changes in circumstances indicate that it might be impaired, and is carried at cost less accumulated impairment losses.

Goodwill is allocated to cash-generating units for the purpose of impairment testing. The allocation is made to those cash-generating units or groups of cash-generating units that are expected to benefit from the business combination in which the goodwill arose. The units or groups of units are identified at the lowest level at which goodwill is monitored for internal management purposes.

NOTES TO THE FINANCIAL STATEMENTS  
FOR THE 12 MONTHS ENDED 30 JUNE 2024

NOTE 1: SUMMARY OF SIGNIFICANT ACCOUNTING POLICIES (Cont'd)

(m) New Accounting Standards and Interpretations

The Entity has adopted all new Australian Accounting Standards effective as at reporting date except for AASB 16 Leases.

(n) New Accounting Standards and Interpretations not yet adopted

Australian Accounting Standards and Interpretations that have recently been issued or amended but are not yet mandatory, have not been early adopted by the association for the annual reporting period ended 30 June 2024.

	12 Months Ended 30 June 2024 \$	12 Months Ended 30 June 2023 \$
<b>NOTE 2: MEMBERSHIP FEES</b>		
Senior Team Affiliation	438,750	432,772
Junior Team Affiliation	289,600	264,028
Event Affiliation	12,565	10,314
	<u>740,915</u>	<u>707,114</u>
<b>NOTE 3: EVENTS INCOME</b>		
Registration Income	557,865	551,583
Other Event Income	45,533	57,038
	<u>603,398</u>	<u>608,621</u>
<b>NOTE 4: GRANTS</b>		
Government Grants	335,000	440,988
Touch Football Australia - Rent Contribution	10,000	667
	<u>345,000</u>	<u>441,655</u>
<b>NOTE 5: COMMERCIAL ACTIVITY</b>		
Sponsorship	508,348	369,569
Premier and City Touch Income	499,812	502,078
Regional Event Income	417,727	457,578
Regional Affiliation	341,186	253,890
	<u>1,767,073</u>	<u>1,583,116</u>
<b>NOTE 6: SPORT OPERATIONS</b>		
Sport Operations	19,804	34,879
Sporting Schools	151,628	147,806
Course Income	53,071	37,994
	<u>224,503</u>	<u>220,679</u>
<b>NOTE 7: OTHER INCOME</b>		
Interest Income	14,544	5,100
Other Income	21,429	259,527
	<u>35,973</u>	<u>264,627</u>

NOTES TO THE FINANCIAL STATEMENTS  
FOR THE 12 MONTHS ENDED 30 JUNE 2024

NOTE 8: OPERATING EXPENSES

	12 Months Ended 30 June 2024 \$	12 Months Ended 30 June 2023 \$
IT Expenses	26,056	24,511
Office Expenses	87,360	107,467
Meeting Expenses	6,280	5,664
Marketing and Promotions	80,768	45,095
Professional Fees	68,017	36,306
Vehicle Expenses	11,875	15,969
Bank Fees	1,917	1,737
Maintenance	945	1,610
Bad Debts Expense	4,280	(3,229)
Depreciation	57,187	51,838
Amortisation Expense	5,122	5,069
Impairment Write Down	40,000	-
	<u>389,807</u>	<u>292,037</u>

NOTE 9: HUMAN RESOURCE EXPENSES

Wages & Salaries	1,408,746	1,328,435
Other Employment Expenses	24,336	26,158
Superannuation	151,191	135,000
Mileage	41,974	22,421
FBT Expense	1,637	5,505
Payroll Tax	23,169	18,880
Professional Development	10,982	12,248
	<u>1,662,035</u>	<u>1,548,647</u>

NOTE 10: EVENT EXPENSES

Event Expenses	812,487	856,271
	<u>812,487</u>	<u>856,271</u>

NOTE 11: SPORT OPERATIONS

Course Expenses	16,075	6,925
Sporting Schools	67,450	88,207
Development Expenses	3,414	16,983
	<u>86,939</u>	<u>112,115</u>

NOTE 12: COMMERCIAL ACTIVITY

Regional Expenses	369,279	410,446
Sponsorship Expenses	18,616	29,310
Premier and City Expenses	351,586	431,272
	<u>739,481</u>	<u>871,028</u>



QUEENSLAND TOUCH ASSOCIATION Inc.  
ABN 32 751 852 440

NOTES TO THE FINANCIAL STATEMENTS  
FOR THE 12 MONTHS ENDED 30 JUNE 2024

	12 Months Ended 30 June 2024 \$	12 Months Ended 30 June 2023 \$
<b>NOTE 13: CASH AND CASH EQUIVALENTS</b>		
Cash Reserve	507,007	506,325
Cheque Account	188,061	44,469
Debit Cards	4,642	6,494
	<u>699,710</u>	<u>557,288</u>
<b>NOTE 14: OTHER CURRENT ASSETS</b>		
Prepayments	57,441	170,821
Bonds - TFA Permits	3,000	3,000
Term Deposits	600,000	250,000
	<u>660,441</u>	<u>423,821</u>
<b>NOTE 15: PROPERTY PLANT AND EQUIPMENT</b>		
Plant and Equipment	93,682	94,617
Less Accumulated Depreciation	(56,507)	(44,735)
	<u>37,175</u>	<u>49,882</u>
Office and Computer Equipment	73,783	72,113
Less Accumulated Depreciation	(55,071)	(48,291)
	<u>18,712</u>	<u>23,822</u>
Motor Vehicle	141,475	103,045
Less Accumulated Depreciation	(58,511)	(33,939)
	<u>82,964</u>	<u>69,106</u>
	<u>138,851</u>	<u>142,810</u>
<b>NOTE 16: TRADE AND OTHER PAYABLES</b>		
Trade Creditors	269,015	302,710
Income in Advance	518,404	259,811
Superannuation Payable	44,794	-
	<u>832,213</u>	<u>562,521</u>
<b>NOTE 17: TAX LIABILITIES</b>		
GST	92,481	36,677
PAYG Withholdings Payable	25,192	21,132
	<u>117,673</u>	<u>57,809</u>

QUEENSLAND TOUCH ASSOCIATION Inc.  
ABN 32 751 852 440

NOTES TO THE FINANCIAL STATEMENTS  
FOR THE 12 MONTHS ENDED 30 JUNE 2024

**NOTE 18: BORROWINGS**

	12 Months Ended 30 June 2024 \$	12 Months Ended 30 June 2023 \$
<b>Current</b>		
Vehicle Loan - net of future charges	8,741	-
<b>Non-Current</b>		
Vehicle Loan - net of future charges	32,484	-
	<u>41,225</u>	<u>-</u>

**NOTE 19: OPERATING LEASE COMMITMENTS**

	12 Months Ended 30 June 2024	12 Months Ended 30 June 2023
<b>Minimum Lease Payments</b>		
Payable within one year	53,414	52,367
Payable within two year and five years	36,081	89,495
Total Contracted at Balance Date	<u>89,495</u>	<u>141,862</u>

**NOTE 20: INTANGIBLE ASSETS**

	12 Months Ended 30 June 2024	12 Months Ended 30 June 2023
Goodwill	260,000	260,000
Goodwill Impairment	(40,000)	-
	<u>220,000</u>	<u>260,000</u>
Premier and City Touch Customer Contracts	-	220,000
Accumulated Amortisation	-	(220,000)
	<u>-</u>	<u>-</u>
Intangible	35,740	35,740
Less Accumulated Depreciation	(26,300)	(21,178)
	<u>9,440</u>	<u>14,562</u>
	<u>229,440</u>	<u>274,562</u>

**Impairment Tests for goodwill**

Goodwill is monitored by management at the Association level for Premier City Touch.

The association tests whether goodwill has suffered any impairment on an annual basis. The recoverable amount of a cash generating unit (CGU) is determined based on value-in-use calculations which require the use of assumptions.

The calculations use cash flow projections based on financial budgets covering a five-year period.

Cash flows beyond the five-year period are extrapolated using the estimated growth rates. These growth rates are consistent with forecasts included in industry reports specific to the industry in which each CGU operates.

**NOTE 21: BASIS OF ACCOUNTING AND GOING CONCERN**

The financial report has been prepared on a going concern basis, which contemplates the continuity of business activities and the realisation of assets and settlement of liabilities in the ordinary course of business.

As at 30 June 2024, the association's current assets exceeded its current liabilities by \$492,678. Management has determined that there is no material uncertainty that casts doubt on the entity's ability to continue as a going concern.


QUEENSLAND TOUCH ASSOCIATION Inc.  
ABN 32 751 852 440

**STATEMENT BY COMMITTEE MEMBERS**


The Board has determined that the association is not a reporting entity and that this special purpose financial report should be prepared in accordance with the accounting policies outlines in Note 1 to the financial statements.

In the opinion of the Board the Income and Expenditure Statement, Balance Sheet and Notes to the Financial Statements:

1. Presents fairly the financial position of Queensland Touch Association Inc. as at 30 June 2024 and its performance for the 12 months ended on that date.
2. At the date of this statement, there are reasonable grounds to believe that the association will be able to pay its debts as and when they fall due.

  
\_\_\_\_\_  
Mathew Gilbertson  
Chairman

2/11/24  
\_\_\_\_\_  
Date Signed

  
\_\_\_\_\_  
Dennis DiBartolo  
Director

2/11/24  
\_\_\_\_\_  
Date Signed



Tel: +61 7 3237 5999  
Fax: +61 7 3221 9227  
www.bdo.com.au

Level 10, 12 Creek Street  
Brisbane QLD 4000  
GPO Box 457 Brisbane QLD 4001  
Australia

**INDEPENDENT AUDITOR'S REPORT**

To the members of Queensland Touch Association Inc.

**Report on the Audit of the Financial Report**

**Opinion**

We have audited the financial report of Queensland Touch Association Inc. (the Entity), which comprises the balance sheet as at 30 June 2024 and the income and expenditure statement for the year then ended, and notes to the financial report, including material accounting policy information and the statement by committee members.

In our opinion the accompanying financial report presents fairly, in all material respects, the financial position of the Entity as at 30 June 2024 and of its financial performance and its cash flows for the year then ended in accordance with the basis of accounting described in note 1.

**Basis for opinion**

We conducted our audit in accordance with Australian Auditing Standards. Our responsibilities under those standards are further described in the *Auditor's responsibilities for the audit of the Financial Report* section of our report. We are independent of the Entity in accordance with ethical requirements of the Accounting Professional and Ethical Standards Board's APES 110 *Code of Ethics for Professional Accountants (including Independence Standards)* (the Code) that are relevant to our audit of the financial report in Australia. We have also fulfilled our other ethical responsibilities in accordance with the Code.

We believe that the audit evidence we have obtained is sufficient and appropriate to provide a basis for our opinion.

**Emphasis of matter - Basis of accounting**

We draw attention to Note 1 to the financial report, which describes the basis of accounting. The financial report has been prepared to assist the Entity to meet the requirements of The Associations Incorporation Act of Queensland 1981. As a result, the financial report may not be suitable for another purpose. Our opinion is not modified in respect of this matter.

**Other information**

The directors are responsible for the other information. The other information obtained at the date of this auditor's report is information included in the Directors' report, but does not include the financial report and our auditor's report thereon.

Our opinion on the financial report does not cover the other information and accordingly we do not express any form of assurance conclusion thereon.

BDO Audit Pty Ltd ABN 33 134 022 870 is a member of a national association of independent entities which are all members of BDO Australia Ltd ABN 77 050 110 275, an Australian company limited by guarantee. BDO Audit Pty Ltd and BDO Australia Ltd are members of BDO International Ltd, a UK company limited by guarantee, and form part of the international BDO network of independent member firms. Liability limited by a scheme approved under Professional Standards Legislation.

In connection with our audit of the financial report, our responsibility is to read the other information and, in doing so, consider whether the other information is materially inconsistent with the financial report or our knowledge obtained in the audit, or otherwise appears to be materially misstated.

If, based on the work we have performed on the other information obtained prior to the date of this auditor's report, we conclude that there is a material misstatement of this other information, we are required to report that fact. We have nothing to report in this regard.

#### Responsibilities of management and those charged with governance for the Financial Report

Management is responsible for the preparation and fair presentation of the financial report, and have determined that the basis of preparation described in Note 1 is appropriate to meet the requirements of The Associations Incorporation Act of Queensland 1981 and for such internal control as management determines is necessary to enable the preparation and fair presentation of a financial report that is free from material misstatement, whether due to fraud or error.

In preparing the financial report, management is responsible for assessing the Entity's ability to continue as a going concern, disclosing, as applicable, matters relating to going concern and using the going concern basis of accounting unless management either intends to liquidate the Entity or to cease operations, or has no realistic alternative but to do so.

Those charged with governance are responsible for overseeing the Entity's financial reporting process.

#### Auditor's responsibilities for the audit of the Financial Report


Our objectives are to obtain reasonable assurance about whether the financial report as a whole is free from material misstatement, whether due to fraud or error, and to issue an auditor's report that includes our opinion. Reasonable assurance is a high level of assurance, but is not a guarantee that an audit conducted in accordance with the Australian Auditing Standards will always detect a material misstatement when it exists. Misstatements can arise from fraud or error and are considered material if, individually or in the aggregate, they could reasonably be expected to influence the economic decisions of users taken on the basis of this financial report.

A further description of our responsibilities for the audit of the financial report is located at the Auditing and Assurance Standards Board website (<http://www.auasb.gov.au/Home.aspx>) at:

[http://www.auasb.gov.au/auditors\\_responsibilities/ar4.pdf](http://www.auasb.gov.au/auditors_responsibilities/ar4.pdf)

This description forms part of our auditor's report.

**BDO Audit Pty Ltd**



R J Liddell  
Director

Brisbane, 2 November 2024



Queensland  
Government

**UNITE. INSPIRE. GROW.**

Forward Thinking | Stronger Together |  
Leading with Humility | Passionately Proud | Fostering Fun